



UNITED NATIONS  
INDUSTRIAL DEVELOPMENT ORGANIZATION



**QI<sup>4</sup>SD** 

QUALITY INFRASTRUCTURE FOR SUSTAINABLE DEVELOPMENT INDEX

# Country Profiles





UNITED NATIONS  
INDUSTRIAL DEVELOPMENT ORGANIZATION

QUALITY INFRASTRUCTURE FOR SUSTAINABLE DEVELOPMENT INDEX

# Country Profiles

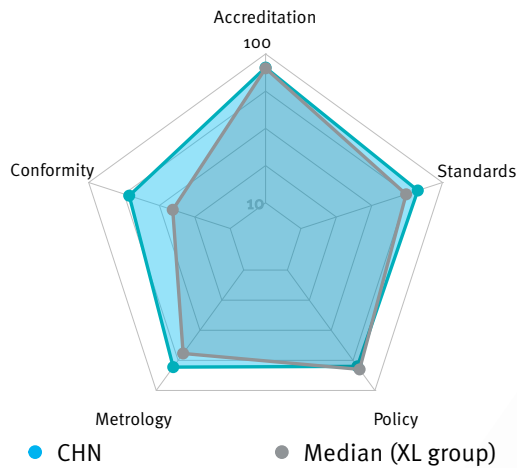
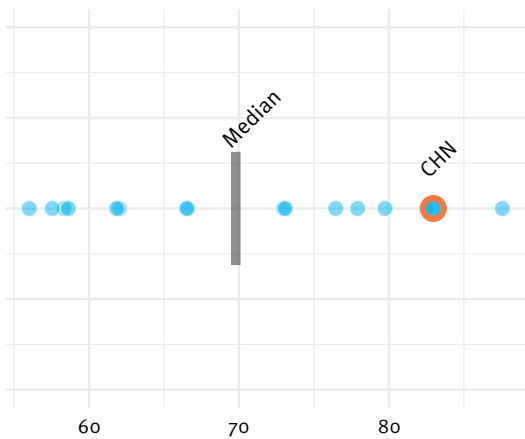
Vienna, Austria 2022

# Introduction

The following pages give an overview of the QI4SD Index scores and other information for each of the 137 countries included in the study. This is just a subset of the information available for each country, but can help to give some idea of how a country relates to its peers, how it scores in individual dimensions of the QI4SD Index, and individual indicators.

**FIGURE 1:** Example of dot plot and radar chart on country sheet

## QI4SD Index (XL group)



## How to read the country sheets

As with much of the QI4SD report, countries are grouped into GDP groups. The majority of the ranking information relates to ranks within these groups. Recall that the objective is not to say which countries are better than others, but rather to highlight where a given country may be excelling or may have potential room for improvement. Notably, even within GDP groups, there is considerable variation in the size of countries.

The upper part of the sheet gives the countries rank in the QI4SD Index with respect to its GDP group, and the overall rank among all country's.

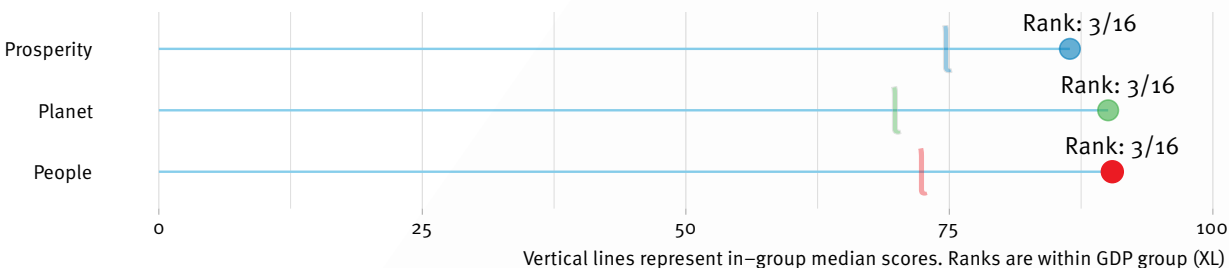
Below this there are two charts (see example in Figure 1). The left chart shows the position of the country relative to other countries in the same GDP group, in the QI4SD (full) Index. The group median is highlighted.

The right chart shows the scores of the country in each of the five dimensions of quality infrastructure, i.e. the “components” that make up the QI4SD Index. Each of these is calculated as the average of underlying indicator scores relating to that dimension. The group median, for each of these dimensions, is plotted underneath the country scores.

Below this, another chart presents the index scores for each of the three “P-Indexes”, i.e. the scores for People, Planet, and Prosperity. These are again presented with GDP group median scores, and ranks within the GDP group.

**FIGURE 2:** Example of P-scores chart

## P-Scores



Finally, some information is given at the individual indicator level. Two tables identify so-called “strengths” and “weaknesses” (see Table 1). This simply identifies the three highest-ranking indicators for the country, and the three lowest-ranking indicators, respectively.

**TABLE 1:** Examples of strengths and weaknesses tables

Strengths	Dimension	Rank	Value	Unit
Number of recognised certificates (IQNet)	Conformity	1	127,000	Number
Number of recognised certificates (ISO)	Conformity	1	434,000	Number
Participation in BIPM Consultative Committees	Metrology	1	20	Number

Weaknesses	Dimension	Rank	Value	Unit
OIML-CS - number of services recognised	Metrology	21	10	Number
Scopes of IAF accreditation bodies	Accreditation	22	10	Number
Adopted ISO standards	Standards	51	10	Number

In the example given, the best performing indicators include the number of recognised certificates from both the IQNet and ISO databases, and the participation in BIPM Consultative Committees. In all three indicators, the country ranks number one.

On the other hand, the country has few OIML-CS services recognised, the scopes of IAF accreditation bodies are less than some countries, and the number of adopted ISO standards is relatively low.



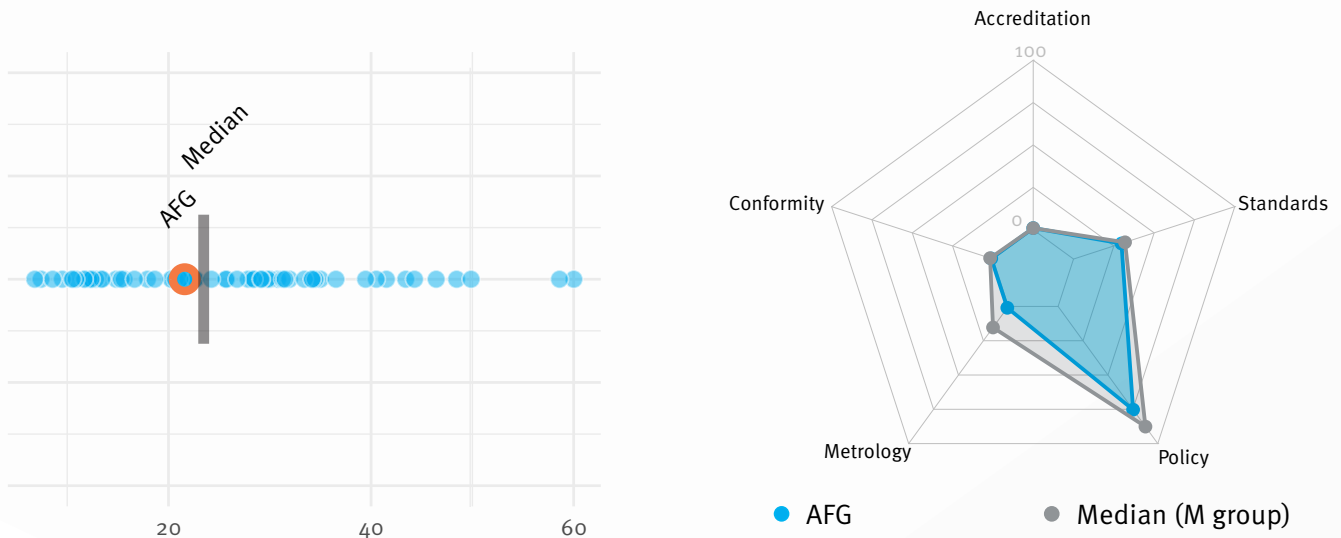
# AFGHANISTAN

GDP GROUP RANK: 38/64 (M)

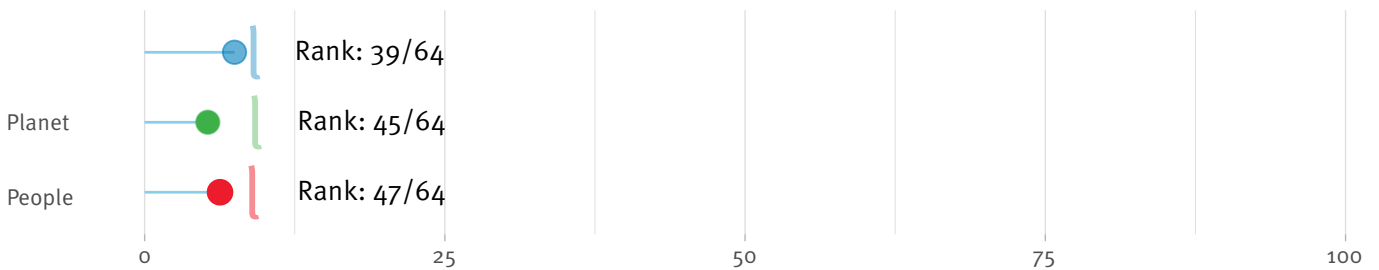
OVERALL RANK: 98/137

Region	Income group	GDP (USD Bn)	GDP per capita (USD)	Population (thou)
South Asia	Low	20	509	38,928

## Q14SD Index (M group)



## P-Scores



Vertical lines represent in-group median scores. Ranks are within GDP group (M)

## STRENGTHS AND WEAKNESSES

Strengths	Dimension	Rank	Value	Unit
Adopted IEC standards	Standards	19	151	Number
Adopted ISO standards	Standards	55	9	Number
Membership of ITU	Standards	79	1	Composite score

Weaknesses	Dimension	Rank	Value	Unit
Membership of ITU	Standards	79	1	Composite score
Number of recognised certificates (ISO)	Conformity	130	69	Number
Participation in ISO technical committees	Standards	132	5	Number



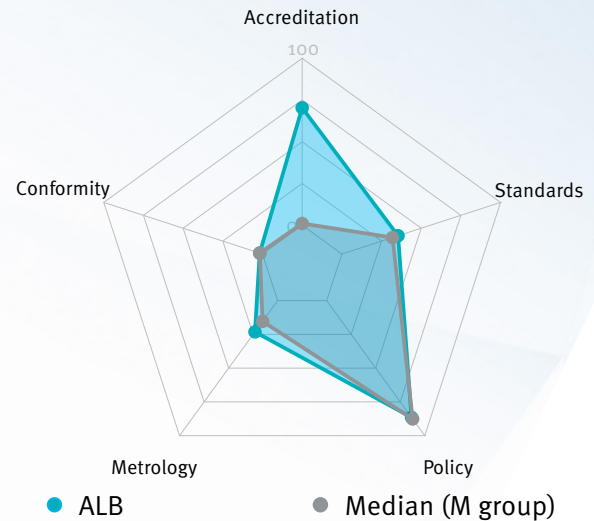
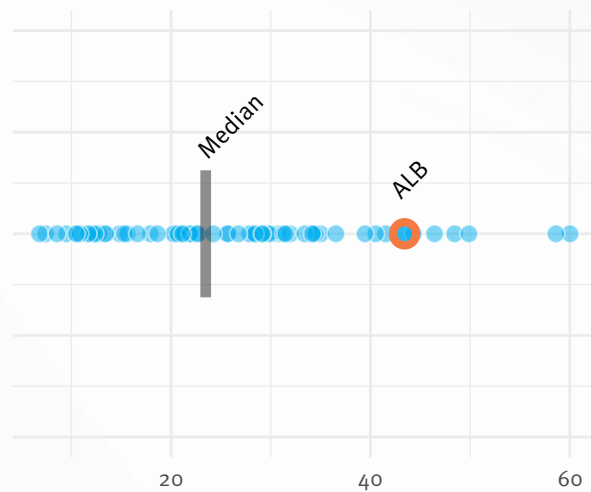
# ALBANIA

GDP GROUP RANK: 7/64 (M)

OVERALL RANK: 55/137

Region	Income group	GDP (USD Bn)	GDP per capita (USD)	Population (thou)
Europe & Central Asia	Upper middle	15	5,215	2,838

## QI4SD Index (M group)



## P-Scores



Vertical lines represent in-group median scores. Ranks are within GDP group (M)

## STRENGTHS AND WEAKNESSES

Strengths	Dimension	Rank	Value	Unit
Adopted IEC standards	Standards	9	285	Number
Adopted ISO standards	Standards	17	16	Number
Scopes of IAF accreditation bodies	Accreditation	38	7	Number

Weaknesses	Dimension	Rank	Value	Unit
Number of recognised certificates (IQNet)	Conformity	79	79	Number
Number of recognised certificates (ISO)	Conformity	98	603	Number
Participation in ISO technical committees	Standards	130	6	Number



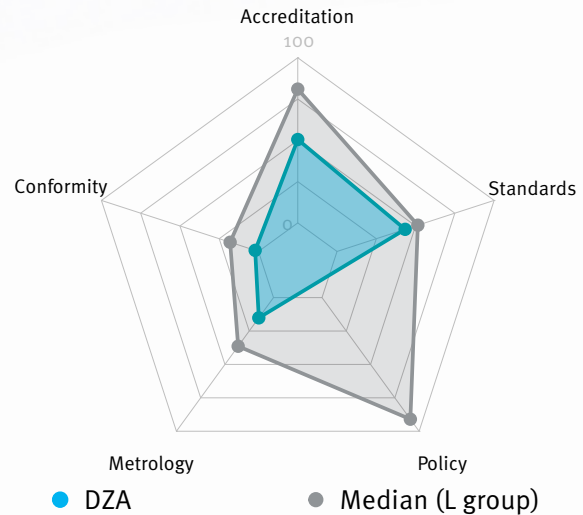
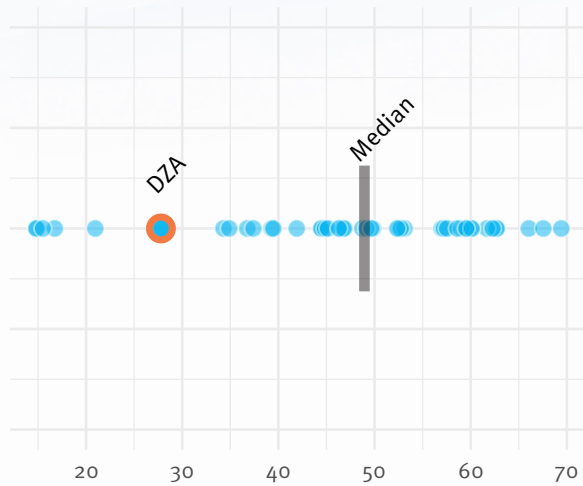
# ALGERIA

GDP GROUP RANK: 41/46 (L)

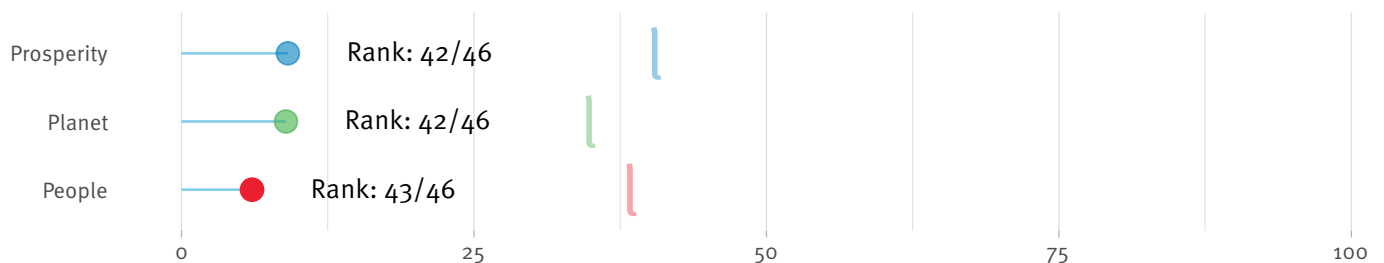
OVERALL RANK: 85/137

Region	Income group	GDP (USD Bn)	GDP per capita (USD)	Population (thou)
Middle East & North Africa	Lower middle	145	3,310	43,851

## QI4SD Index (L group)



## P-Scores



Vertical lines represent in-group median scores. Ranks are within GDP group (L)

## STRENGTHS AND WEAKNESSES

Strengths	Dimension	Rank	Value	Unit
Membership of ITU	Standards	23	8	Composite score
Membership of IQNet	Conformity	46	2	Composite score
Participation in ISO technical committees	Standards	75	107	Number

Weaknesses	Dimension	Rank	Value	Unit
Participation in IEC technical committees	Standards	78	2	Number
Number of recognised certificates (IQNet)	Conformity	85	59	Number
Number of recognised certificates (ISO)	Conformity	94	662	Number



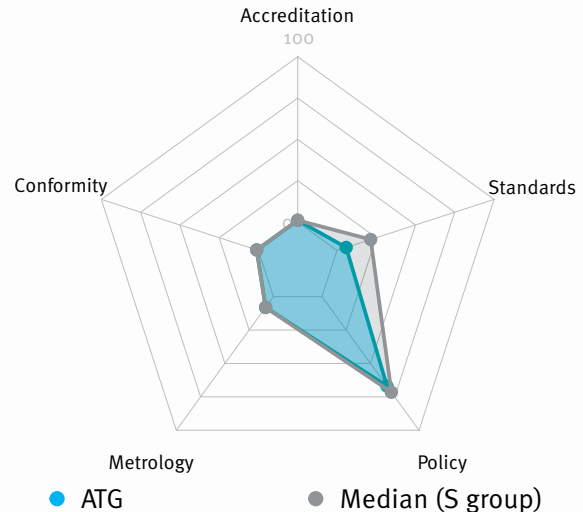
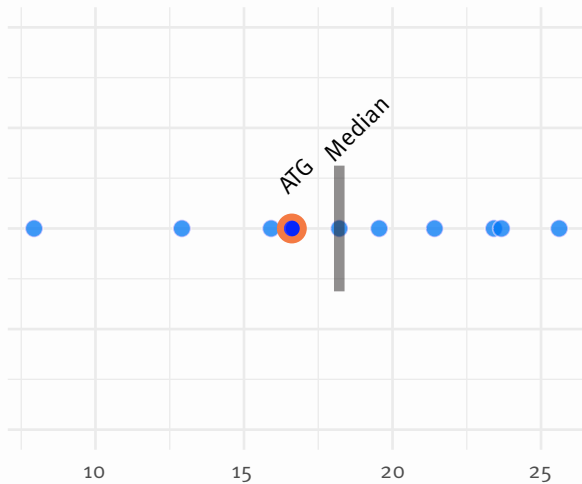


# ANTIGUA AND BARBUDA

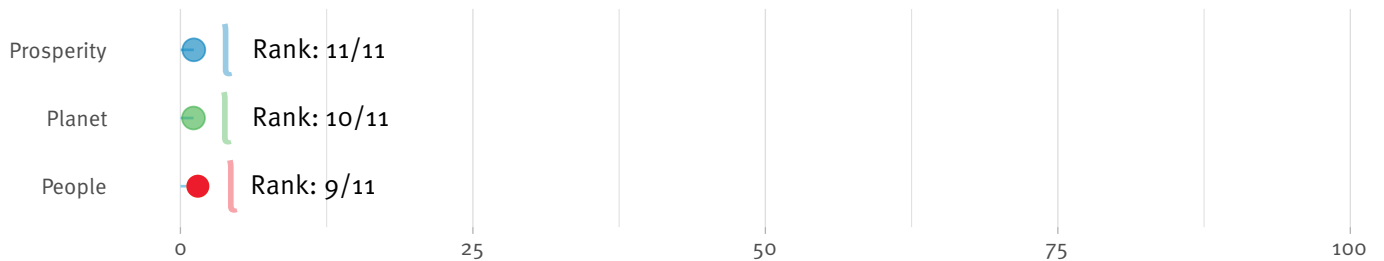
GDP GROUP RANK: 8/11 (S)  
OVERALL RANK: 113/137

Region	Income group	GDP (USD Bn)	GDP per capita (USD)	Population (thou)
Latin America & Caribbean	High	1	14,450	98

## QI4SD Index (S group)



## P-Scores



Vertical lines represent in-group median scores. Ranks are within GDP group (S)

## STRENGTHS AND WEAKNESSES

Strengths	Dimension	Rank	Value	Unit
Adopted IEC standards	Standards	47	5	Number
Number of recognised certificates (ISO)	Conformity	117	236	Number
Participation in ISO technical committees	Standards	134	4	Number

Weaknesses	Dimension	Rank	Value	Unit
Number of recognised certificates (IQNet)	Standards	47	5	Number
Number of recognised certificates (ISO)	Conformity	117	236	Number
Participation in ISO technical committees	Standards	134	4	Number



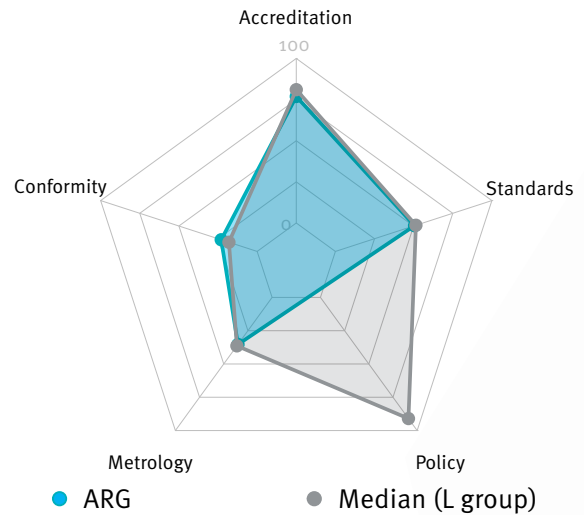
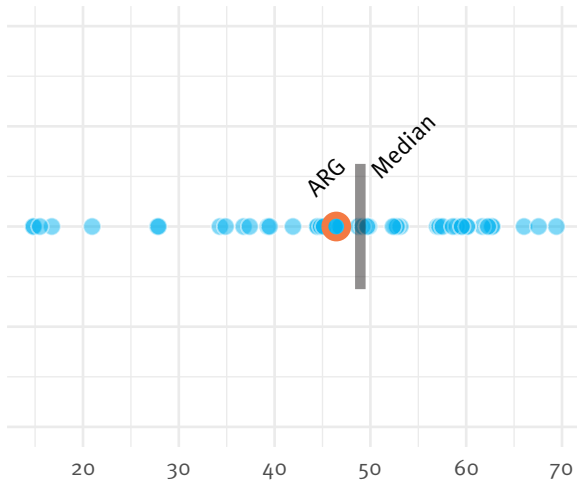
# ARGENTINA

GDP GROUP RANK: 27/46 (L)

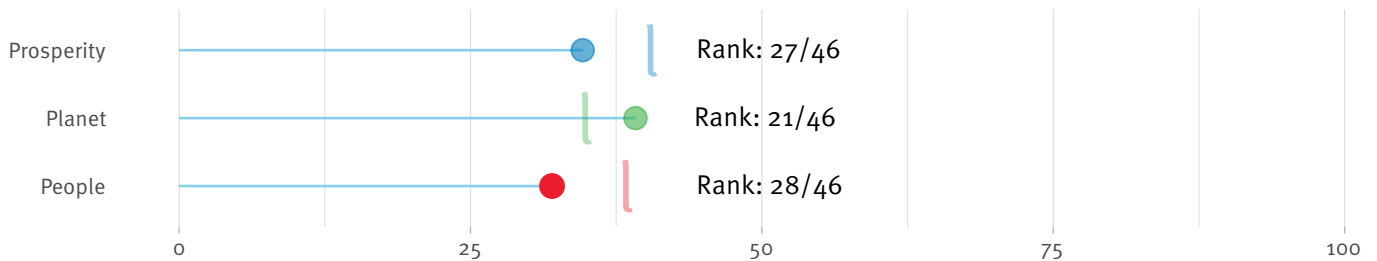
OVERALL RANK: 47/137

Region	Income group	GDP (USD Bn)	GDP per capita (USD)	Population (thou)
Latin America & Caribbean	Upper middle	383	8,442	45,377

## QI4SD Index (L group)



## P-Scores



Vertical lines represent in-group median scores. Ranks are within GDP group (L)

## STRENGTHS AND WEAKNESSES

Strengths	Dimension	Rank	Value	Unit
Number of IECEE certificates recognised	Conformity	11	720	Number
Membership of IQNet	Conformity	11	10	Composite score
Number of recognised certificates (IQNet)	Conformity	19	3750	Number

Weaknesses	Dimension	Rank	Value	Unit
Participation in IEC technical committees	Accreditation	46	6	Number
Number of recognised certificates (IQNet)	Standards	51	30	Number
Number of recognised certificates (ISO)	Metrology	61	1	Composite score



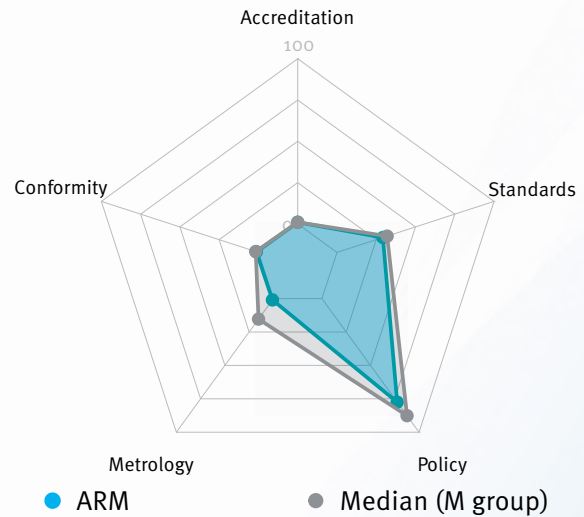
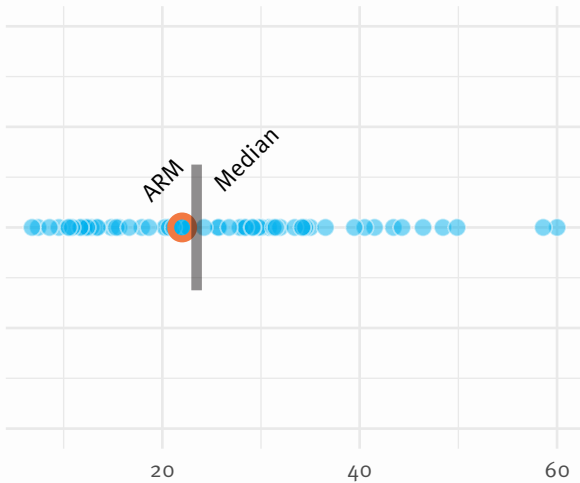
# ARMENIA

GDP GROUP RANK: 36/64 (M)

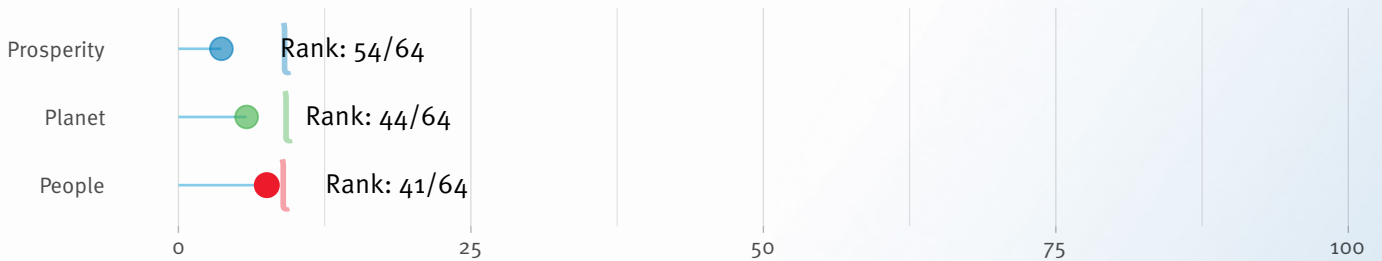
OVERALL RANK: 96/137

Region	Income group	GDP (USD Bn)	GDP per capita (USD)	Population (thou)
Europe & Central Asia	Upper middle	13	4,267	2,963

## QI4SD Index (M group)



## P-Scores



Vertical lines represent in-group median scores. Ranks are within GDP group (M)

## STRENGTHS AND WEAKNESSES

Strengths	Dimension	Rank	Value	Unit
Adopted ISO standards	Standards	69	5	Number
Membership of ITU	Standards	79	236	Composite score
Participation in ISO technical committees	Standards	83	4	Number

Weaknesses	Dimension	Rank	Value	Unit
Participation in ISO technical committees	Standards	83	77	Number
Number of recognised certificates (ISO)	Conformity	96	624	Number
Number of recognised certificates (IQNet)	Conformity	98	20	Number



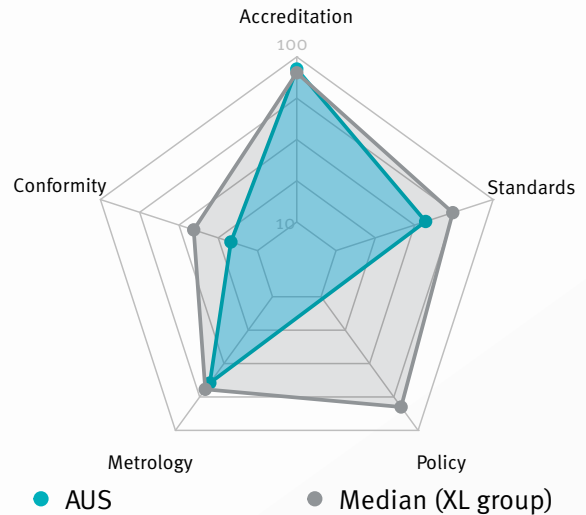
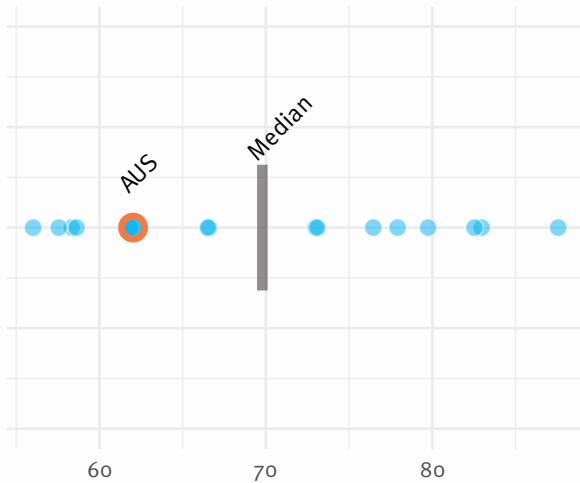
# AUSTRALIA

GDP GROUP RANK: 11/16 (XL)

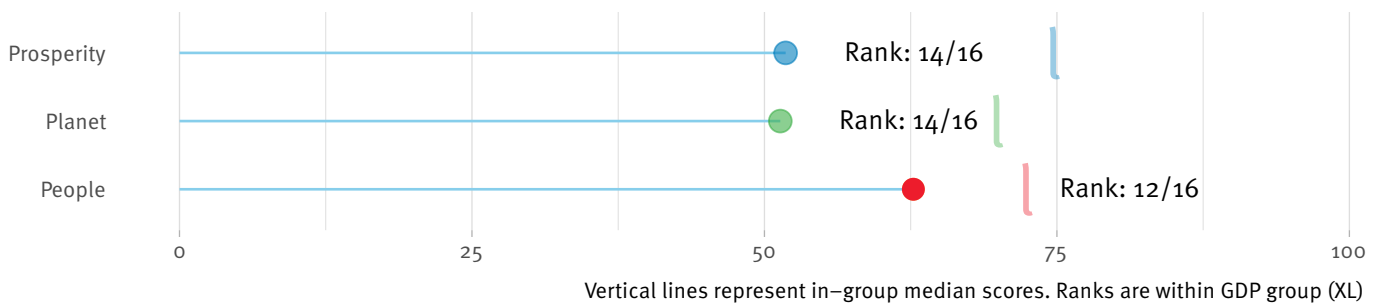
OVERALL RANK: 17/137

Region	Income group	GDP (USD Bn)	GDP per capita (USD)	Population (thou)
East Asia & Pacific	High	1,331	51,812	25,687

## QI4SD Index (XL group)



## P-Scores



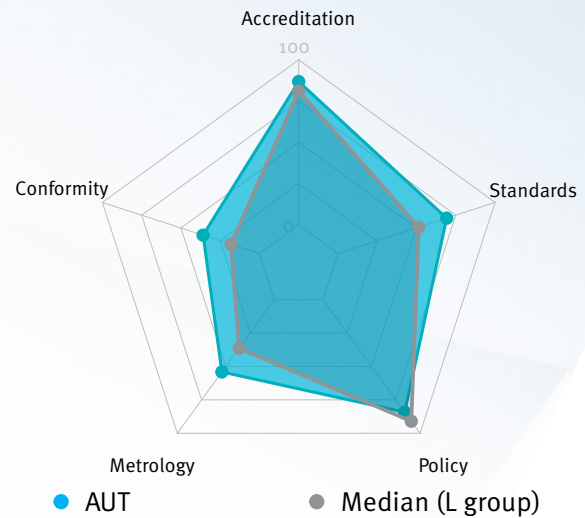
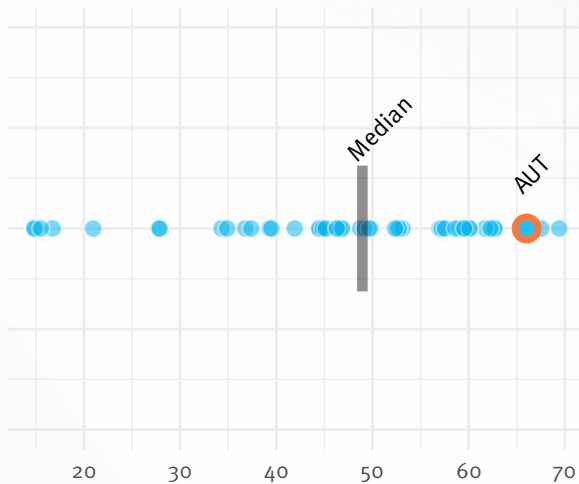
## STRENGTHS AND WEAKNESSES

Strengths	Dimension	Rank	Value	Unit
Involvement in OIML project groups	Metrology	6	92	Composite score
Participation in key and supplementary comparisons	Metrology	10	370	Number
Participation in BIPM Consultative Committees	Metrology	13	17	Number

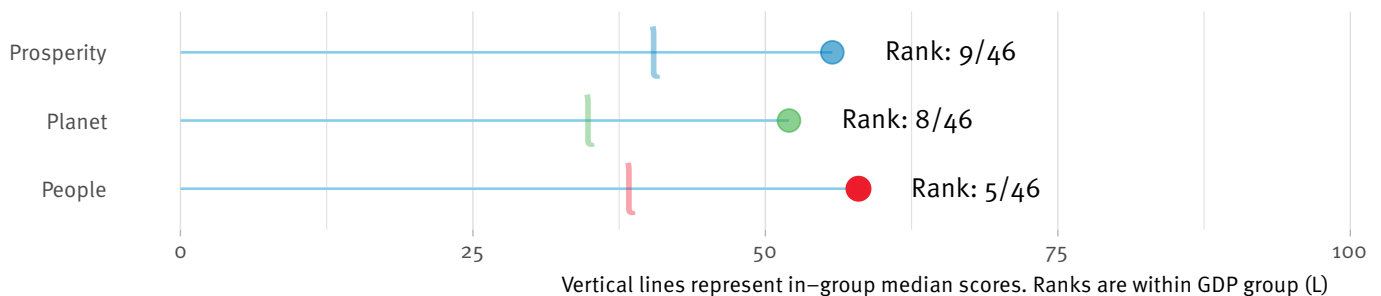
Weaknesses	Dimension	Rank	Value	Unit
OIML-CS - number of services recognised	Metrology	29	5	Number
Membership of IQNet	Conformity	46	2	Composite score
Number of recognised certificates (IQNet)	Conformity	60	218	Number

Region	Income group	GDP (USD Bn)	GDP per capita (USD)	Population (thou)
Europe & Central Asia	High	431	48,328	8,917

## QI4SD Index (L group)



## P-Scores



## STRENGTHS AND WEAKNESSES

Strengths	Dimension	Rank	Value	Unit
Scopes of IAF accreditation bodies	Accreditation	5	12	Number
Membership of IQNet	Conformity	7	22	Composite score
Involvement in OIML project groups	Metrology	16	67	Composite score
Weaknesses	Dimension	Rank	Value	Unit
Breadth of CMCs	Metrology	30	24	Number of types
Number of recognised certificates (ISO)	Conformity	45	4,880	Number
Membership of ITU	Standards	53	3	Composite score

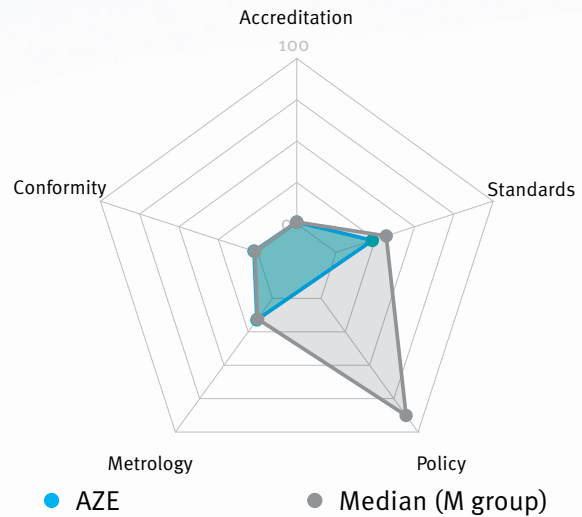
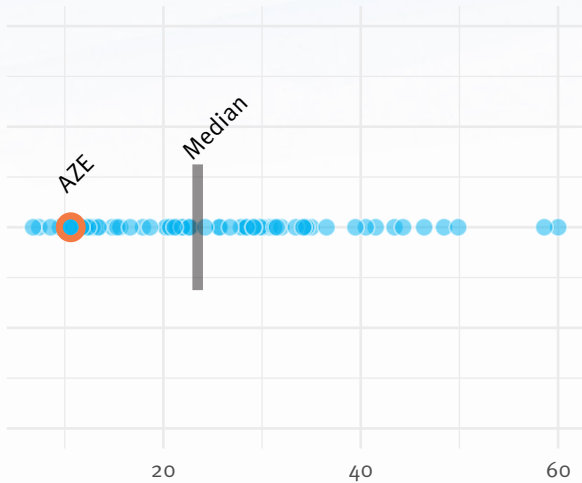


# AZERBAIJAN

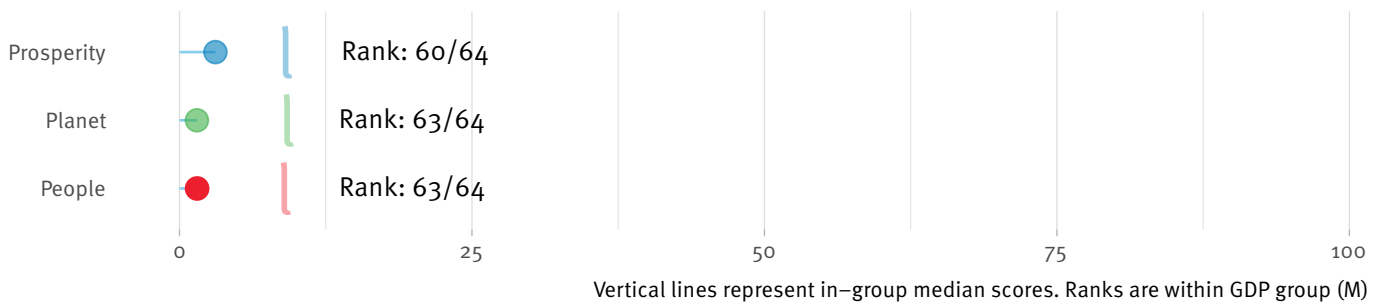
GDP GROUP RANK: 59/64 (M)  
OVERALL RANK: 131/137

Region	Income group	GDP (USD Bn)	GDP per capita (USD)	Population (thou)
Europe & Central Asia	Upper middle	43	4,214	10,110

## QI4SD Index (M group)



## P-Scores



## STRENGTHS AND WEAKNESSES

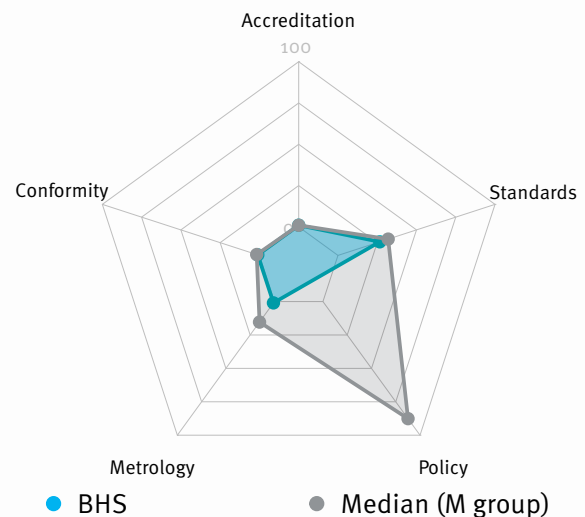
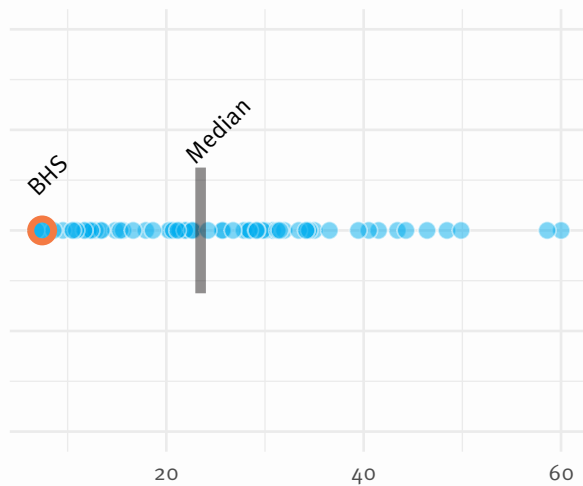
Strengths	Dimension	Rank	Value	Unit
Membership of IQNet	Conformity	46	2	Composite score
Number of recognised certificates (IQNet)	Conformity	59	248	Number
Number of CMCs	Metrology	62	31	Number

Weaknesses	Dimension	Rank	Value	Unit
Participation in key and supplementary comparisons	Metrology	77	11	Number
Number of recognised certificates (ISO)	Conformity	109	295	Number
Participation in ISO technical committees	Standards	122	11	Number

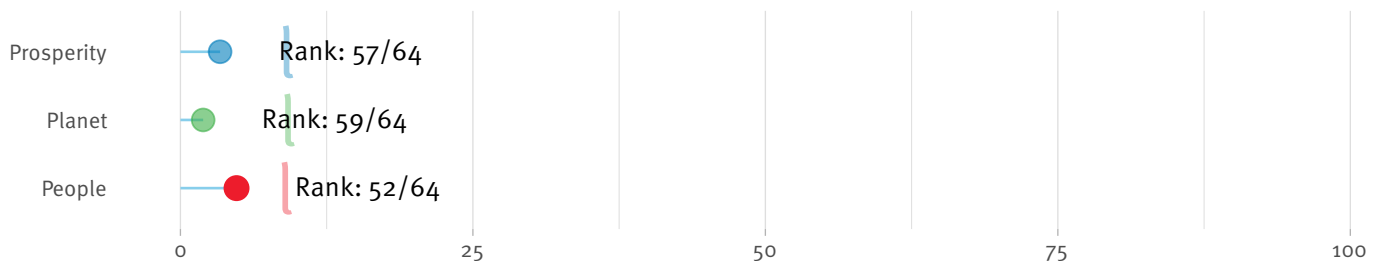


Region	Income group	GDP (USD Bn)	GDP per capita (USD)	Population (thou)
Latin America & Caribbean	High	11	28,608	393

## QI4SD Index (M group)



## P-Scores



Vertical lines represent in-group median scores. Ranks are within GDP group (M)

## STRENGTHS AND WEAKNESSES

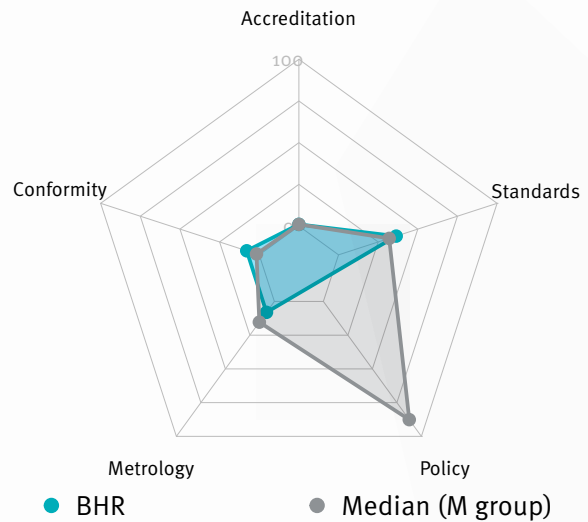
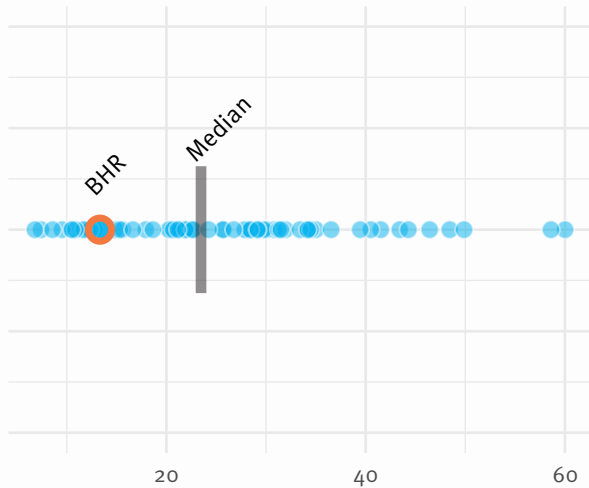
Strengths	Dimension	Rank	Value	Unit
Membership of ITU	Standards	41	4	Composite score
Adopted ISO standards	Standards	80	4	Number
Number of recognised certificates (ISO)	Conformity	124	128	Number

Weaknesses	Dimension	Rank	Value	Unit
Adopted ISO standards	Standards	80	4	Number
Number of recognised certificates (ISO)	Conformity	124	128	Number
Participation in ISO technical committees	Standards	124	10	Number

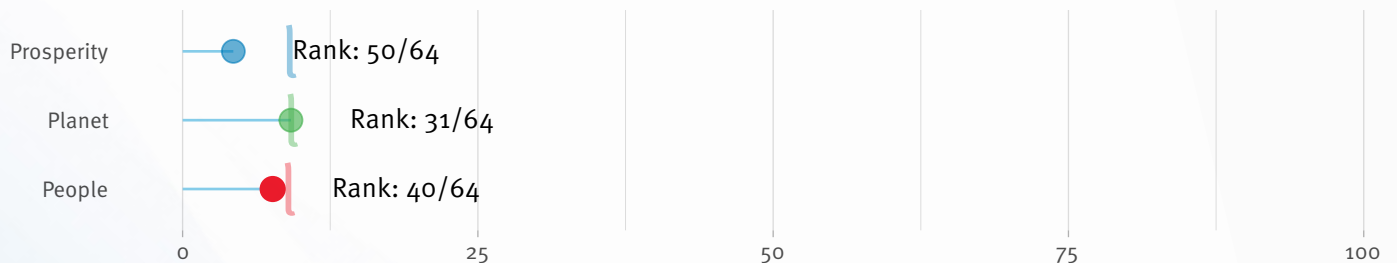


Region	Income group	GDP (USD Bn)	GDP per capita (USD)	Population (thou)
Middle East & North Africa	High	38	23,443	1,702

## QI4SD Index (M group)



## P-Scores



Vertical lines represent in-group median scores. Ranks are within GDP group (M)

## STRENGTHS AND WEAKNESSES

Strengths	Dimension	Rank	Value	Unit
Adopted ISO standards	Standards	55	9	Number
Membership of IQNet	Conformity	57	1	Composite score
Participation in IEC technical committees	Standards	63	6	Number

Weaknesses	Dimension	Rank	Value	Unit
Participation in ISO technical committees	Standards	90	63	Number
Number of recognised certificates (ISO)	Conformity	93	669	Number
Number of recognised certificates (IQNet)	Conformity	101	16	Number





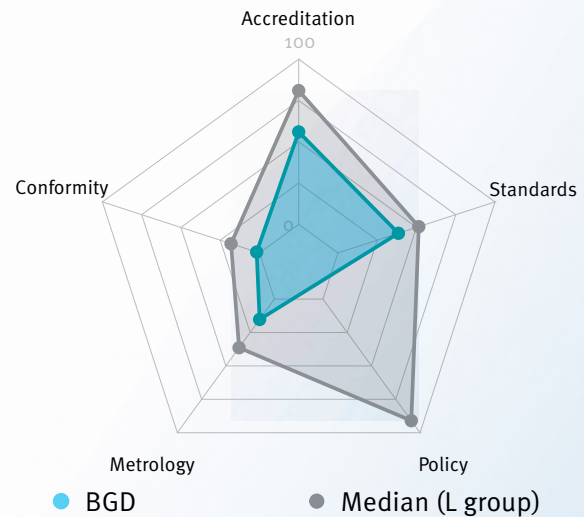
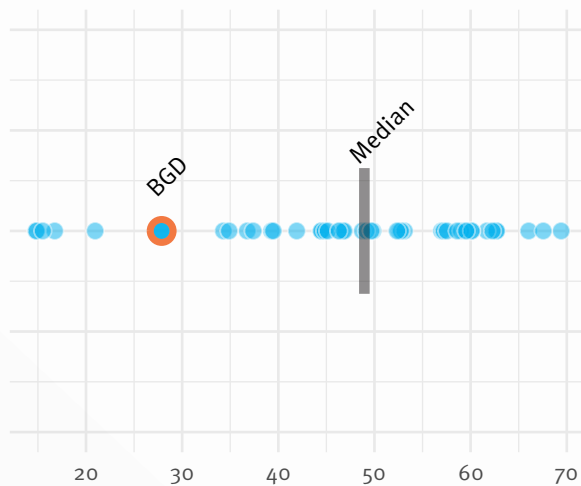
# BANGLADESH

GDP GROUP RANK: 40/46 (L)

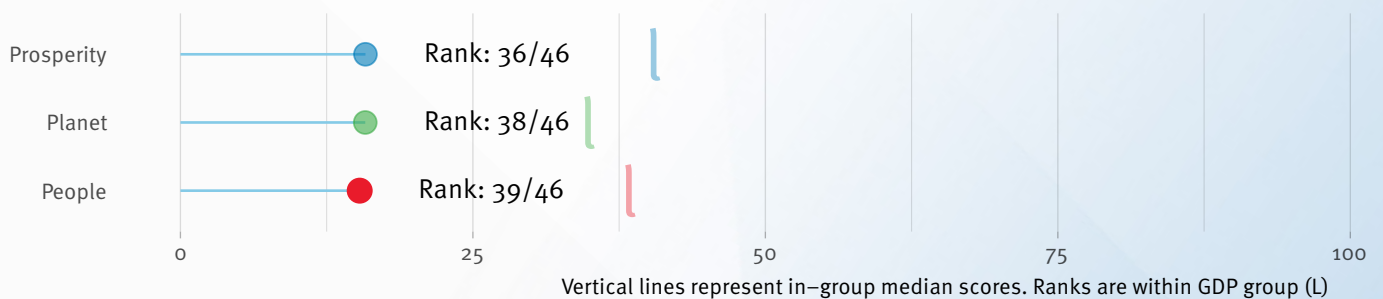
OVERALL RANK: 83/137

Region	Income group	GDP (USD Bn)	GDP per capita (USD)	Population (thou)
South Asia	Lower middle	324	1,969	164,689

## QI4SD Index (L group)



## P-Scores



## STRENGTHS AND WEAKNESSES

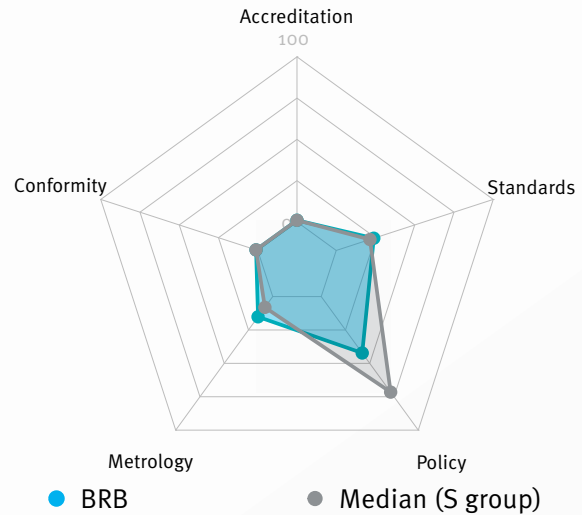
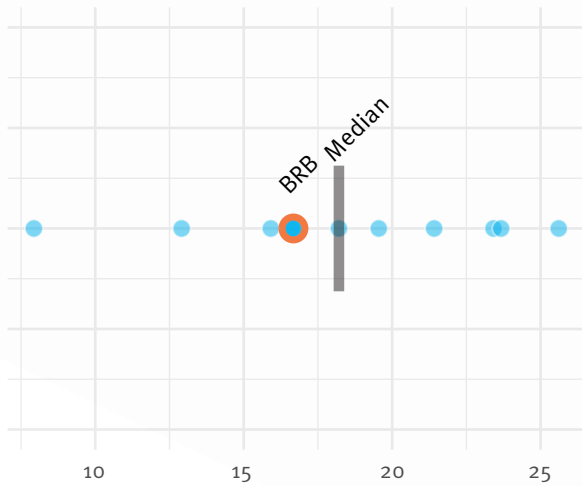
Strengths	Dimension	Rank	Value	Unit
Adopted IEC standards	Standards	7	297	Number
Membership of ITU	Standards	33	6	Composite score
Membership of IQNet	Conformity	57	1	Composite score

Weaknesses	Dimension	Rank	Value	Unit
Participation in key and supplementary comparisons	Metrology	89	4	Number
Number of recognised certificates (IQNet)	Conformity	98	20	Number
Participation in ISO technical committees	Standards	107	25	Number




Region	Income group	GDP (USD Bn)	GDP per capita (USD)	Population (thou)
Latin America & Caribbean	High	4	15,191	287

## QI4SD Index (M group)



## P-Scores



Vertical lines represent in-group median scores. Ranks are within GDP group (S)

## STRENGTHS AND WEAKNESSES

Strengths	Dimension	Rank	Value	Unit
Adopted IEC standards	Standards	42	19	Number
Adopted ISO standards	Standards	75	5	Number
Participation in ISO technical committees	Standards	99	37	Number

Weaknesses	Dimension	Rank	Value	Unit
Participation in ISO technical committees	Standards	99	37	Number
Number of recognised certificates (IQNet)	Conformity	117	3	Number
Number of recognised certificates (ISO)	Conformity	122	152	Number



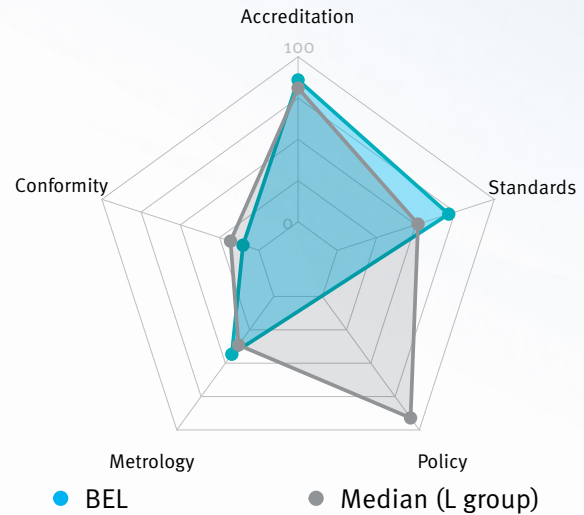
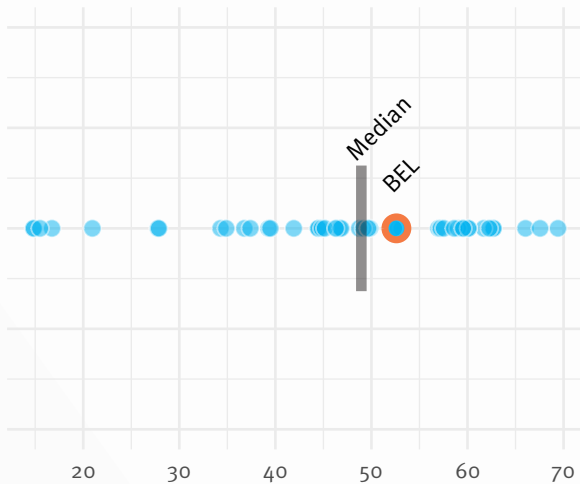
# BELARUS

GDP GROUP RANK: 5/64 (M)

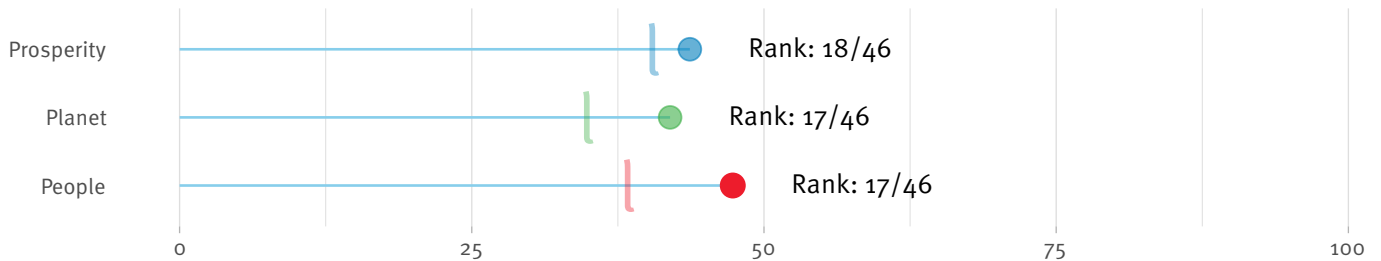
OVERALL RANK: 48/137

Region	Income group	GDP (USD Bn)	GDP per capita (USD)	Population (thou)
Europe & Central Asia	Upper middle	60	6,411	9,399

## QI4SD Index (M group)



## P-Scores



Vertical lines represent in-group median scores. Ranks are within GDP group (L)

## STRENGTHS AND WEAKNESSES

Strengths	Dimension	Rank	Value	Unit
Number of IECEE certificates recognised	Conformity	13	568	Number
Scopes of IAF accreditation bodies	Accreditation	28	9	Number
Number of CMCs	Metrology	30	296	Number

Weaknesses	Dimension	Rank	Value	Unit
Membership of IQNet	Conformity	57	1	Composite score
Number of recognised certificates (IQNet)	Conformity	58	267	Number
Participation in ISO technical committees	Standards	58	195	Number

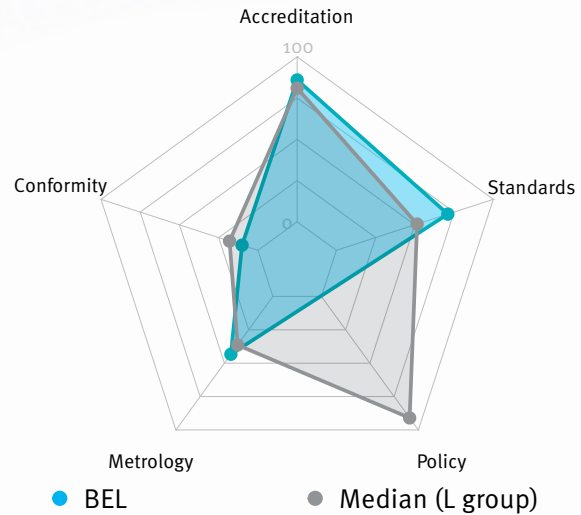
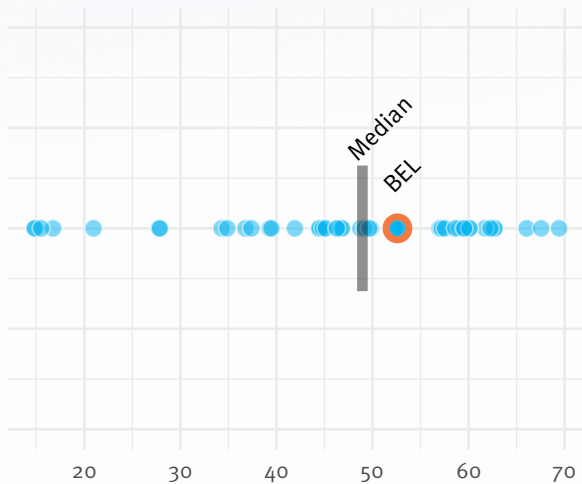


# BELGIUM

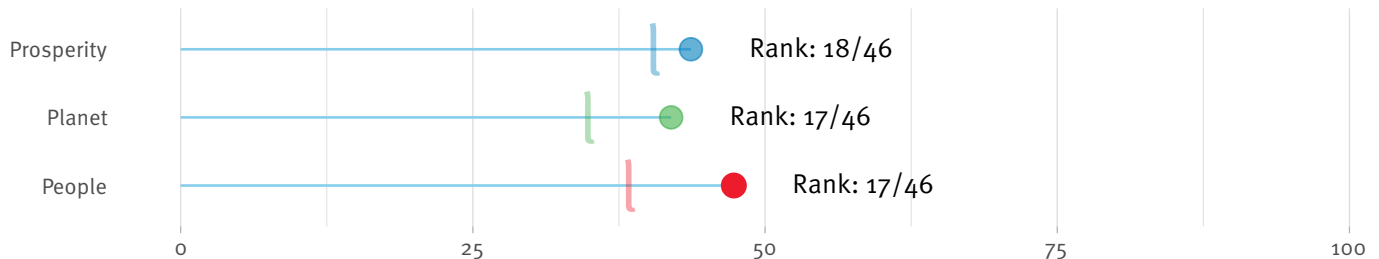
GDP GROUP RANK: 19/46 (L)  
OVERALL RANK: 37/137

Region	Income group	GDP (USD Bn)	GDP per capita (USD)	Population (thou)
Europe & Central Asia	High	515	44,594	11,556

## QI4SD Index (M group)



## P-Scores



Vertical lines represent in-group median scores. Ranks are within GDP group (L)

## STRENGTHS AND WEAKNESSES

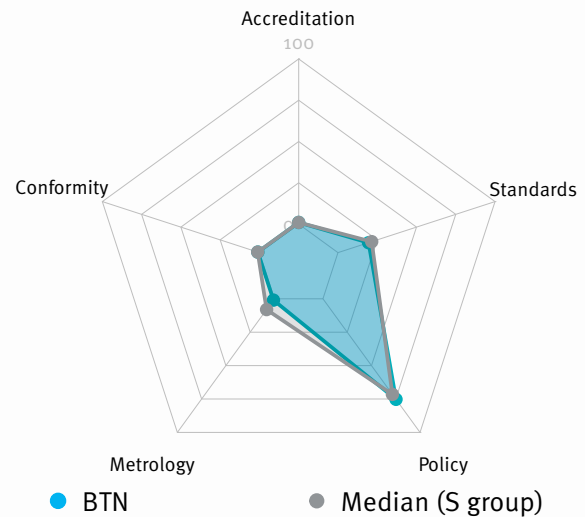
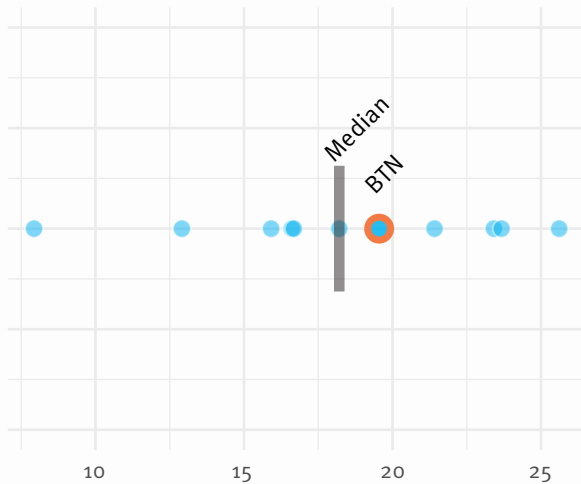
Strengths	Dimension	Rank	Value	Unit
OIML-CS - number of services recognised	Metrology	11	47	Number
Participation in IEC technical committees	Standards	11	290	Number
Participation in ISO technical committees	Standards	16	985	Number

Weaknesses	Dimension	Rank	Value	Unit
Breadth of CMCs	Metrology	54	9	Number of types
Membership of IQNet	Conformity	57	1	Composite score
Number of CMCs	Metrology	57	65	Number

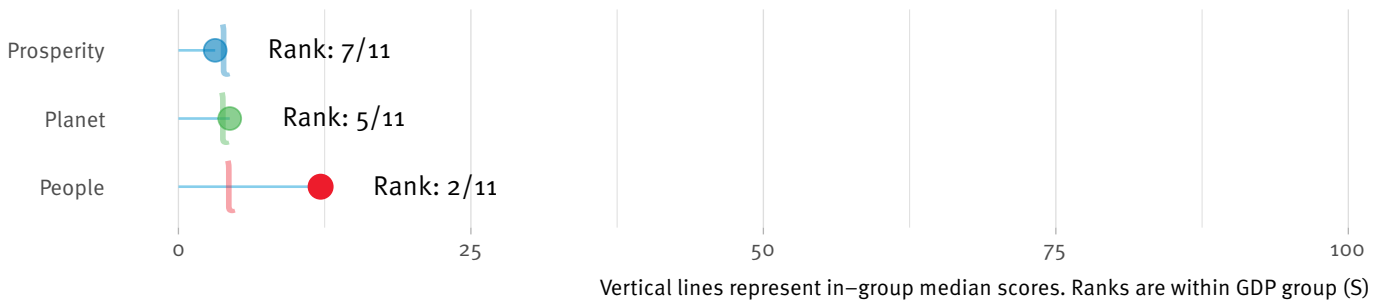


Region	Income group	GDP (USD Bn)	GDP per capita (USD)	Population (thou)
South Asia	Lower middle	2	3,122	772

## QI4SD Index (S group)



## P-Scores



## STRENGTHS AND WEAKNESSES

Strengths	Dimension	Rank	Value	Unit
Adopted IEC standards	Standards	20	126	Number
Adopted ISO standards	Standards	75	5	Number
Participation in ISO technical committees	Standards	113	21	Number

Weaknesses	Dimension	Rank	Value	Unit
Adopted ISO standards	Standards	75	5	Number
Participation in ISO technical committees	Standards	113	21	Number
Number of recognised certificates (ISO)	Conformity	132	59	Number



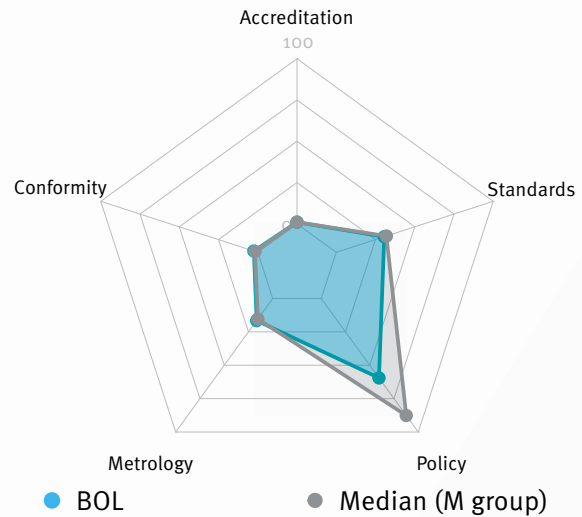
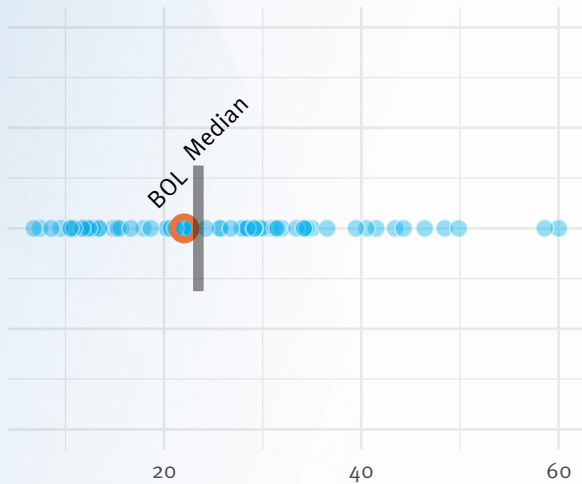
# BOLIVIA

GDP GROUP RANK: 35/64 (M)

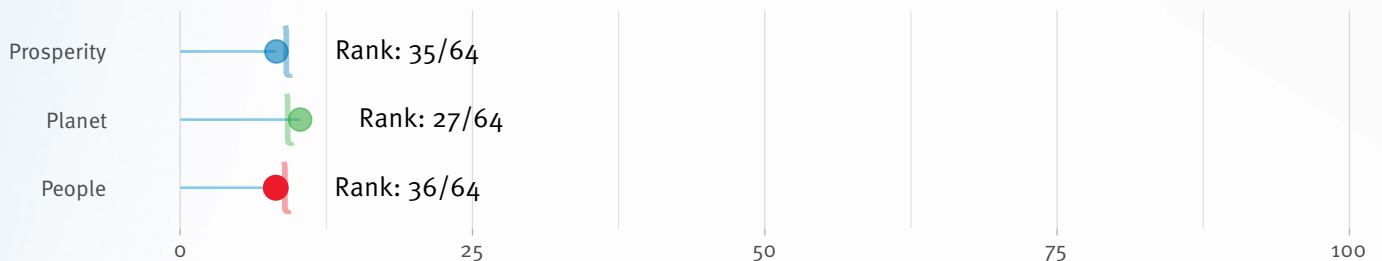
OVERALL RANK: 95/137

Region	Income group	GDP (USD Bn)	GDP per capita (USD)	Population (thou)
Latin America & Caribbean	Lower middle	37	3,143	11,673

## QI4SD Index (M group)



## P-Scores



Vertical lines represent in-group median scores. Ranks are within GDP group (M)

## STRENGTHS AND WEAKNESSES

Strengths	Dimension	Rank	Value	Unit
Adopted ISO standards	Standards	30	15	Number
Membership of IQNet	Conformity	31	3	Composite score
Adopted IEC standards	Standards	40	27	Number

Weaknesses	Dimension	Rank	Value	Unit
Number of recognised certificates (IQNet)	Conformity	73	134	Number
Participation in ISO technical committees	Standards	96	42	Number
Number of recognised certificates (ISO)	Conformity	106	373	Number



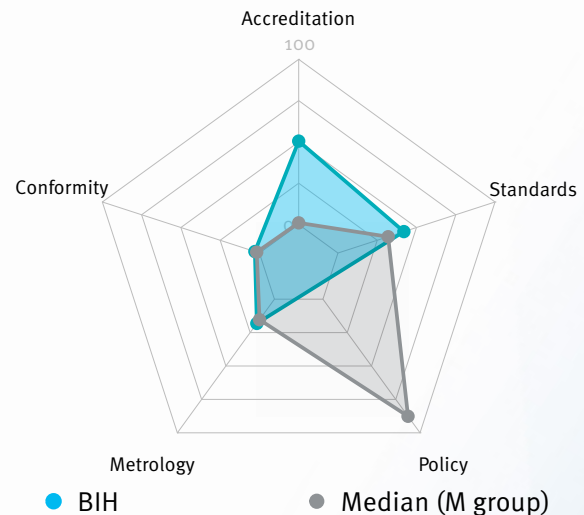
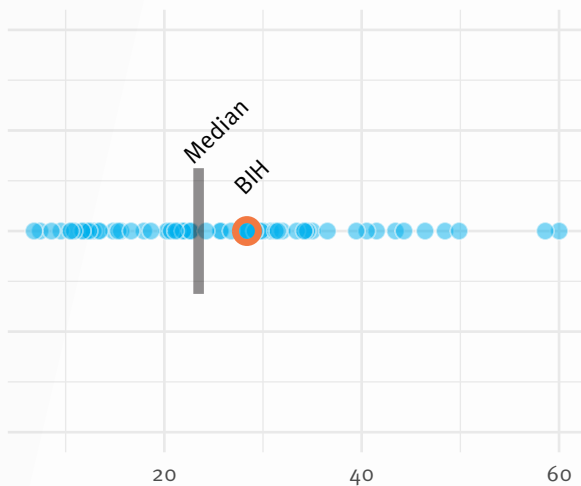
# BOSNIA AND HERZEGOVINA

GDP GROUP RANK: 26/64 (M)

OVERALL RANK: 81/137

Region	Income group	GDP (USD Bn)	GDP per capita (USD)	Population (thou)
Europe & Central Asia	Upper middle	20	6,032	3,281

## QI4SD Index (M group)



## P-Scores



Vertical lines represent in-group median scores. Ranks are within GDP group (M)

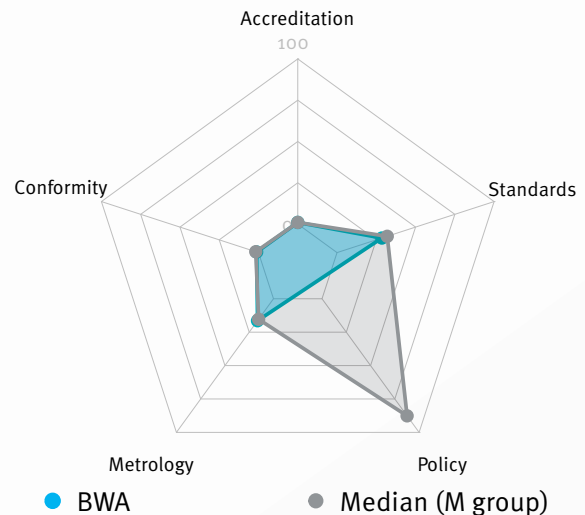
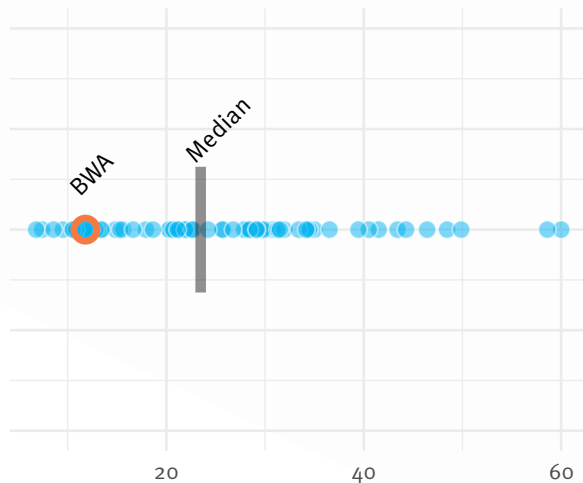
## STRENGTHS AND WEAKNESSES

Strengths	Dimension	Rank	Value	Unit
Adopted ISO standards	Standards	17	16	Number
Number of recognised certificates (IQNet)	Conformity	49	490	Number
Number of CMCs	Metrology	49	79	Number


Weaknesses	Dimension	Rank	Value	Unit
Membership of IQNet	Standards	68	2	Composite score
Number of recognised certificates (IQNet)	Standards	77	104	Number
Participation in ISO technical committees	Standards	80	1	Number

Region	Income group	GDP (USD Bn)	GDP per capita (USD)	Population (thou)
Sub-Saharan Africa	Upper middle	16	6,711	2,352

## QI4SD Index (M group)



## P-Scores



Vertical lines represent in-group median scores. Ranks are within GDP group (M)

## STRENGTHS AND WEAKNESSES

Strengths	Dimension	Rank	Value	Unit
Adopted IEC standards	Standards	18	164	Number
Involvement in OIML project groups	Metrology	43	9	Composite score
Breadth of CMCs	Metrology	73	1	Number

Weaknesses	Dimension	Rank	Value	Unit
Number of recognised certificates (IQNet)	Conformity	96	24	Number
Membership of ITU	Standards	99	0	Composite score
Number of recognised certificates (ISO)	Conformity	105	382	Number





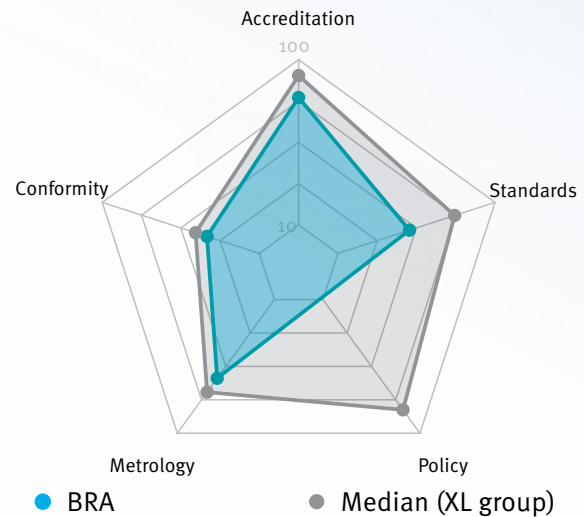
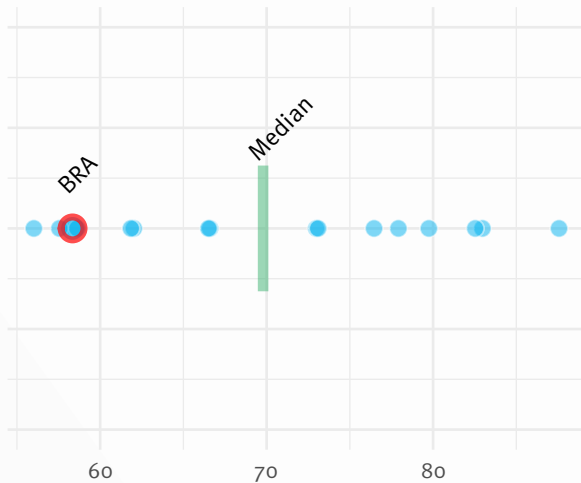
# BRAZIL

GDP GROUP RANK: 14/16 (XL)

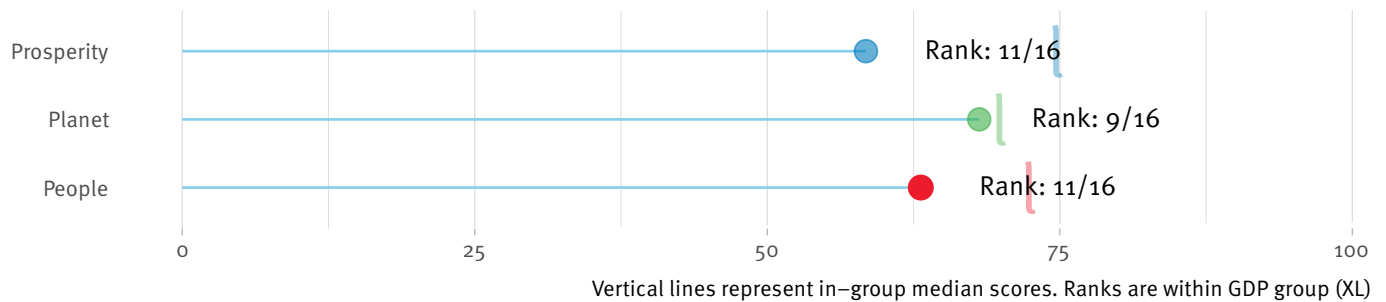
OVERALL RANK: 29/137

Region	Income group	GDP (USD Bn)	GDP per capita (USD)	Population (thou)
Latin America & Caribbean	Upper middle	1,445	6,797	212,559

## QI4SD Index (XL group)



## P-Scores



## STRENGTHS AND WEAKNESSES

Strengths	Dimension	Rank	Value	Unit
Number of recognised certificates (IQNet)	Conformity	8	9,570	Number
Membership of IQNet	Conformity	10	13	Composite score
Number of recognised certificates (ISO)	Conformity	11	21,300	Number

Weaknesses	Dimension	Rank	Value	Unit
Participation in ISO technical committees	Standards	29	553	Number
Scopes of IAF accreditation bodies	Accreditation	50	5	Number
Adopted ISO standards	Standards	82	3	Number

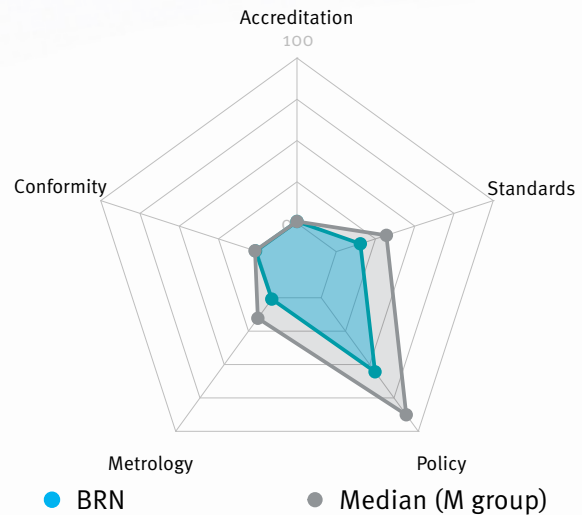
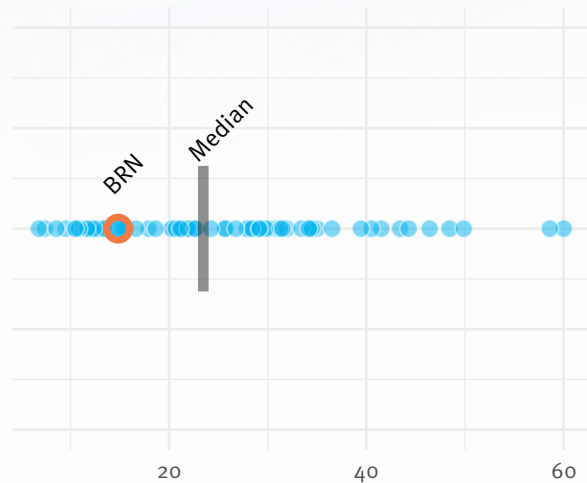


# BRUNEI DARUSSALAM

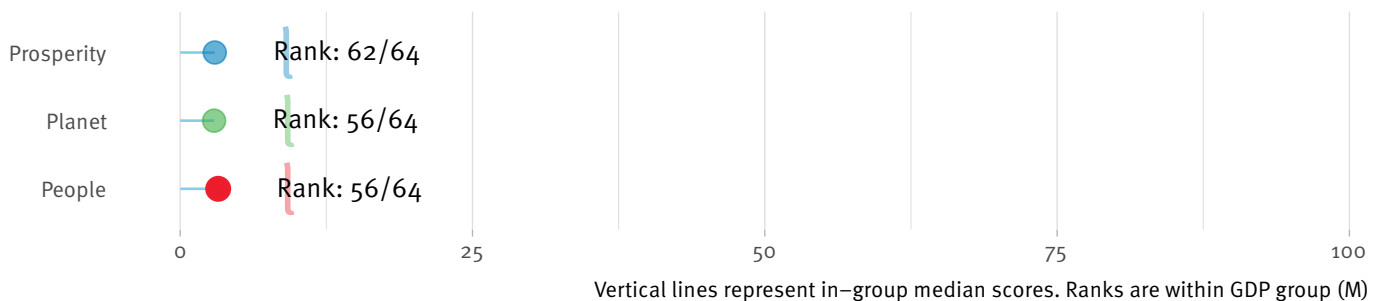
GDP GROUP RANK: 49/64 (M)  
OVERALL RANK: 119/137

Region	Income group	GDP (USD Bn)	GDP per capita (USD)	Population (thou)
East Asia & Pacific	High	12	27,466	437

## QI4SD Index (M group)



## P-Scores



## STRENGTHS AND WEAKNESSES

Strengths	Dimension	Rank	Value	Unit
Adopted IEC standards	Standards	26	72	Number
Adopted ISO standards	Standards	85	1	Number
Number of recognised certificates (ISO)	Conformity	87	820	Number

Weaknesses	Dimension	Rank	Value	Unit
Number of recognised certificates (ISO)	Conformity	87	820	Number
Number of recognised certificates (IQNet)	Conformity	104	14	Number
Participation in ISO technical committees	Standards	127	7	Number



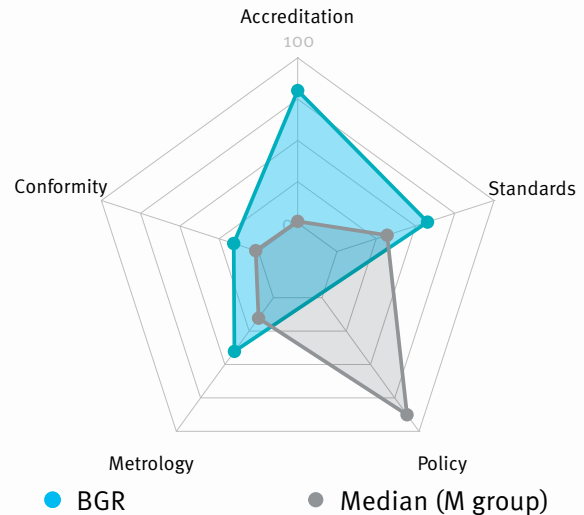
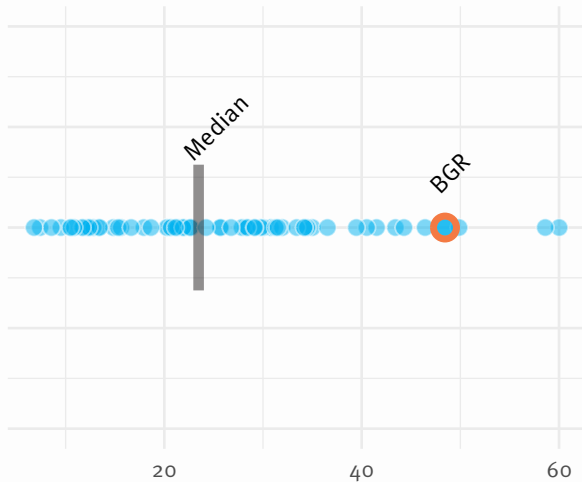
# BULGARIA

GDP GROUP RANK: 4/64 (M)

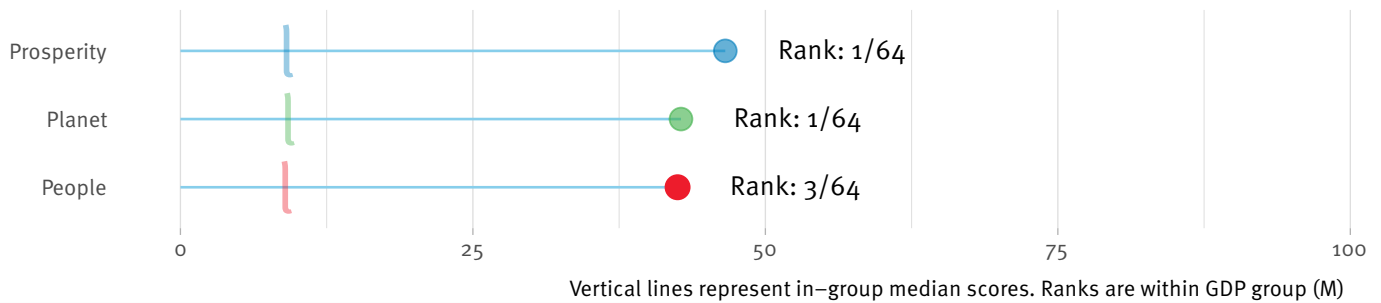
OVERALL RANK: 44/137

Region	Income group	GDP (USD Bn)	GDP per capita (USD)	Population (thou)
Europe & Central Asia	Upper middle	69	9,976	6,927

## QI4SD Index (M group)



## P-Scores



## STRENGTHS AND WEAKNESSES

Strengths	Dimension	Rank	Value	Unit
Adopted ISO standards	Standards	15	17	Number
Membership of IQNet	Conformity	25	4	Composite score
Number of recognised certificates (ISO)	Conformity	27	9,230	Number

Weaknesses	Dimension	Rank	Value	Unit
Participation in ISO technical committees	Standards	41	385	Number
Involvement in OIML project groups	Metrology	43	9	Composite score
Membership of ITU	Standards	79	1	Composite score



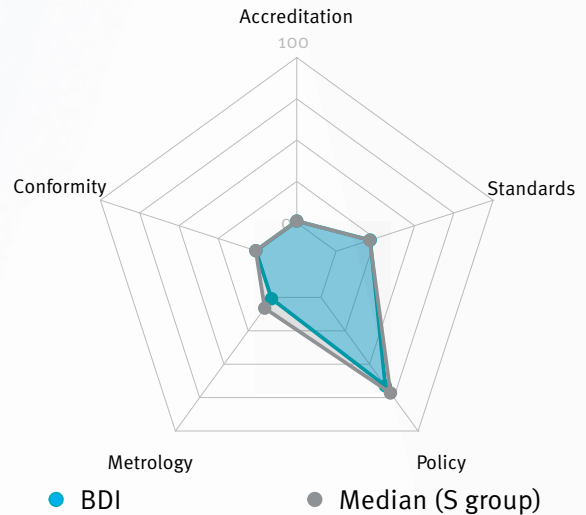
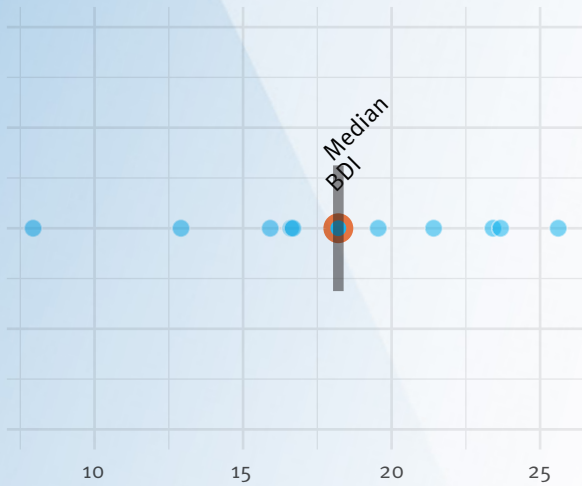
# BURUNDI

GDP GROUP RANK: 6/11 (S)

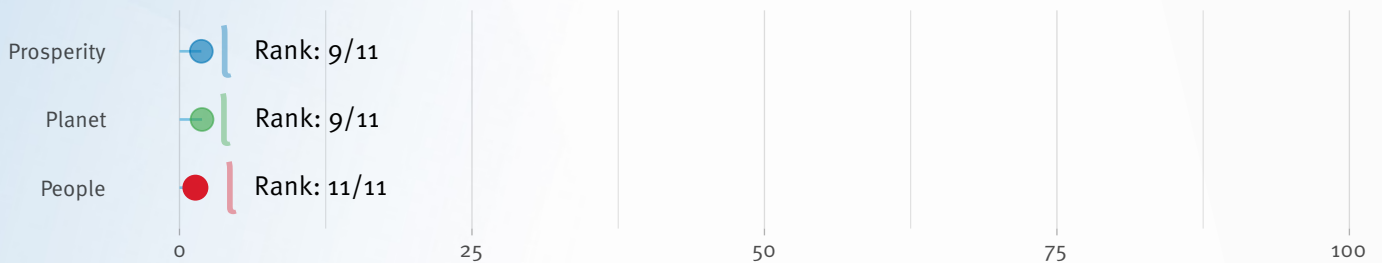
OVERALL RANK: 108/137

Region	Income group	GDP (USD Bn)	GDP per capita (USD)	Population (thou)
Sub-Saharan Africa	Low	3	274	11,891

## QI4SD Index (S group)



## P-Scores



Vertical lines represent in-group median scores. Ranks are within GDP group (S)

## STRENGTHS AND WEAKNESSES

Strengths	Dimension	Rank	Value	Unit
Adopted IEC standards	Standards	38	30	Number
Membership of ITU	Standards	68	2	Composite score
Adopted ISO standards	Standards	85	1	Number

Weaknesses	Dimension	Rank	Value	Unit
Adopted ISO standards	Standards	85	1	Number
Participation in ISO technical committees	Standards	102	30	Number
Number of recognised certificates (ISO)	Conformity	136	20	Number



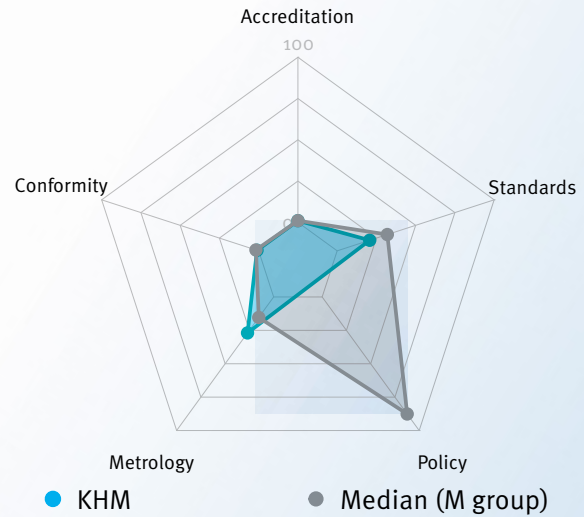
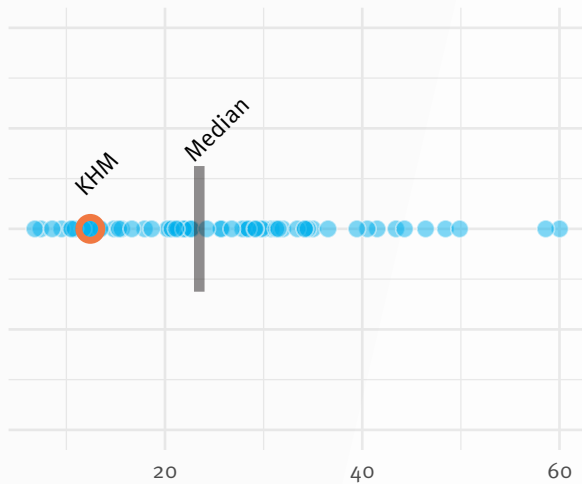
# CAMBODIA

GDP GROUP RANK: 53/64 (M)


OVERALL RANK: 125/137

Region	Income group	GDP (USD Bn)	GDP per capita (USD)	Population (thou)
East Asia & Pacific	Lower middle	25	1,513	16,719

## QI4SD Index (M group)



## P-Scores



Vertical lines represent in-group median scores. Ranks are within GDP group (M)

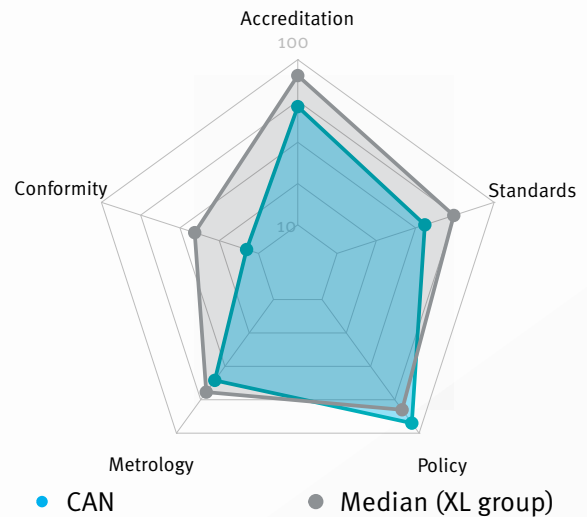
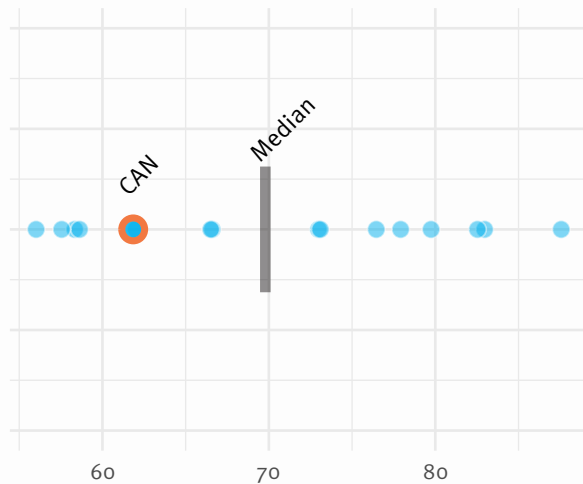
## STRENGTHS AND WEAKNESSES

Strengths	Dimension	Rank	Value	Unit
OIML-CS - number of services recognised	Metrology	6	60	Number
Adopted IEC standards	Standards	17	184	Number
Involvement in OIML project groups	Metrology	48	6	Composite score

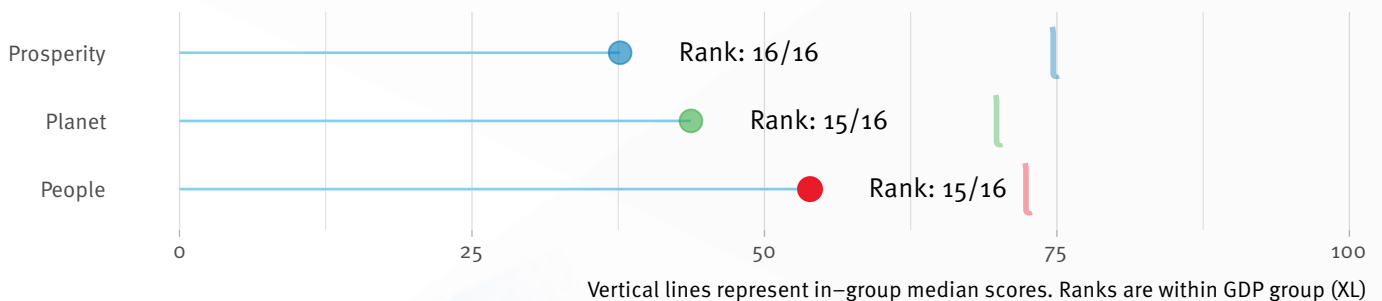
Weaknesses	Dimension	Rank	Value	Unit
Number of recognised certificates (IQNet)	Conformity	106	10	Number
Participation in ISO technical committees	Standards	120	13	Number
Number of recognised certificates (ISO)	Conformity	128	107	Number

Region	Income group	GDP (USD Bn)	GDP per capita (USD)	Population (thou)
North America	High	1,644	43,258	38,005

## QI4SD Index (XL group)



## P-Scores



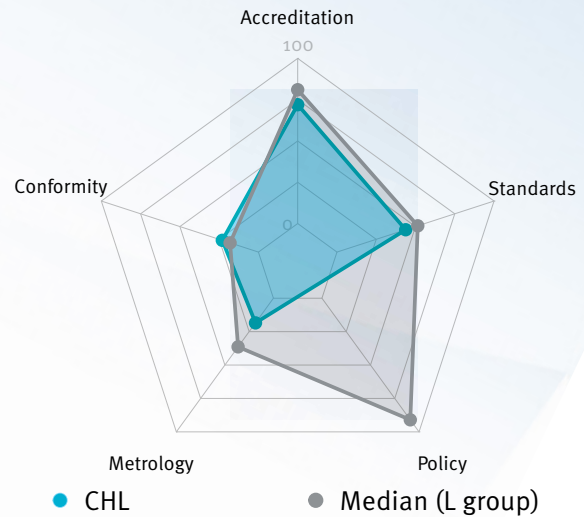
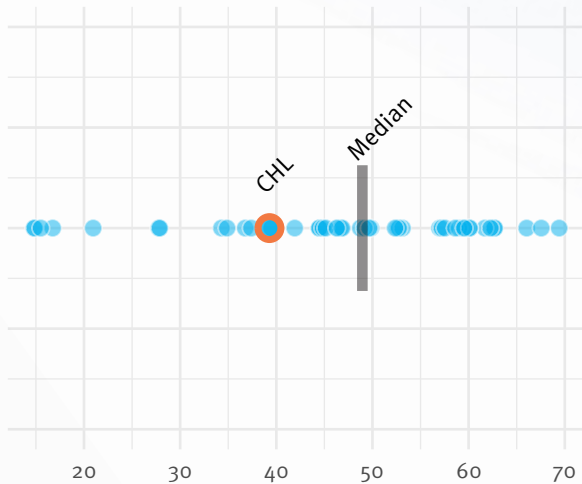
## STRENGTHS AND WEAKNESSES

Strengths	Dimension	Rank	Value	Unit
Participation in BIPM Consultative Committees	Metrology	1	20	Number
Membership of ITU	Standards	9	18	Composite score
Breadth of CMCs	Metrology	13	31	Number
Weaknesses	Dimension	Rank	Value	Unit
Adopted ISO standards	Standards	55	9	Number
Membership of IQNet	Conformity	57	1	Composite score
Number of recognised certificates (IQNet)	Conformity	74	120	Number

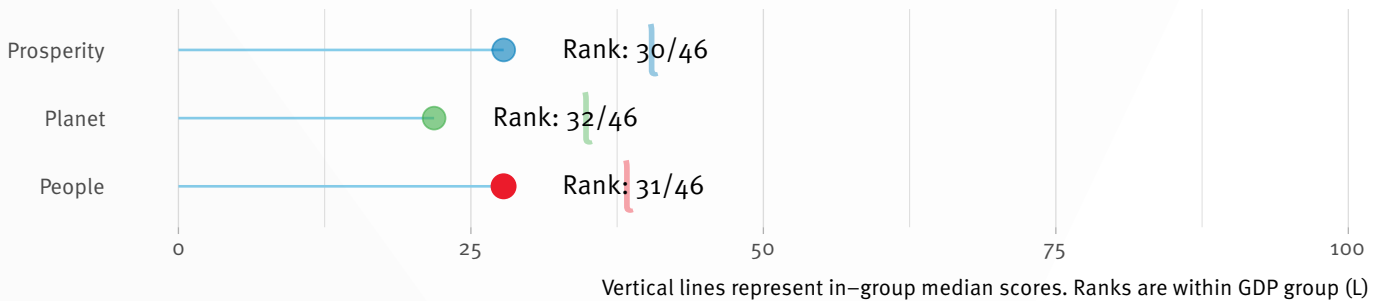


Region	Income group	GDP (USD Bn)	GDP per capita (USD)	Population (thou)
Latin America & Caribbean	High	253	13,232	19,116

## QI4SD Index (L group)



## P-Scores



## STRENGTHS AND WEAKNESSES

Strengths	Dimension	Rank	Value	Unit
Number of recognised certificates (ISO)	Conformity	9	27,100	Number
Membership of IQNet	Conformity	20	5	Composite score
Number of recognised certificates (IQNet)	Conformity	31	1,290	Number

Weaknesses	Dimension	Rank	Value	Unit
Breadth of CMCs	Metrology	57	7	Number of types
Scopes of IAF accreditation bodies	Accreditation	62	3	Number
Participation in IEC technical committees	Standards	71	4	Number



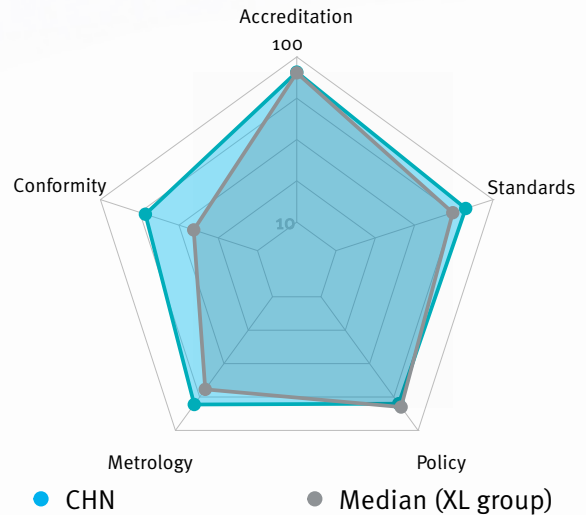
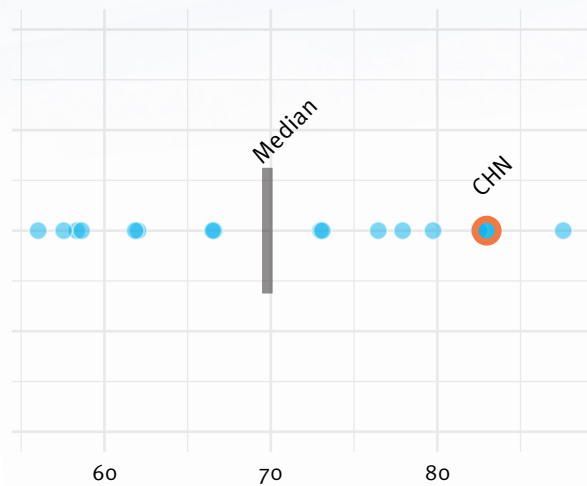
# CHINA

GDP GROUP RANK: 2/16 (XL)

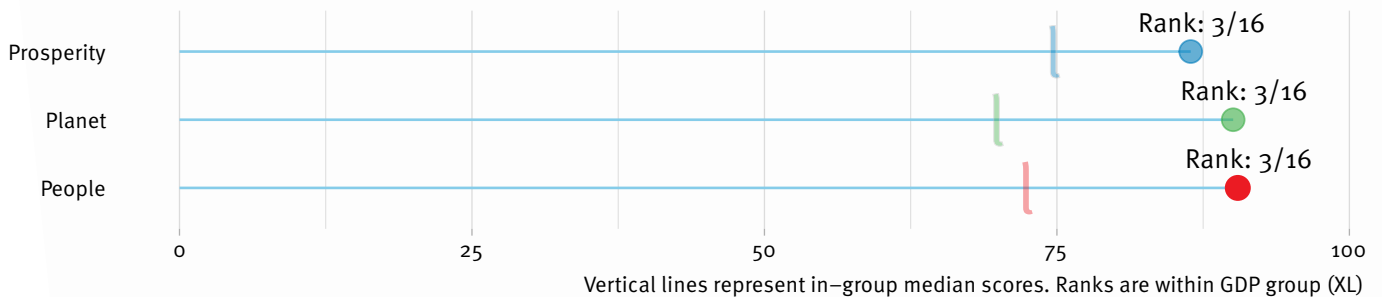
OVERALL RANK: 2/137

Region	Income group	GDP (USD Bn)	GDP per capita (USD)	Population (thou)
East Asia & Pacific	Upper middle	14,723	10,500	1,402,112

## QI4SD Index (XL group)



## P-Scores



## STRENGTHS AND WEAKNESSES

Strengths	Dimension	Rank	Value	Unit
Number of recognised certificates (IQNet)	Conformity	1	127,000	Number
Number of recognised certificates (ISO)	Conformity	1	434,000	Number
Participation in BIPM Consultative Committees	Metrology	1	20	Number

Weaknesses	Dimension	Rank	Value	Unit
OIML-CS - number of services recognised	Metrology	21	10	Number
Scopes of IAF accreditation bodies	Accreditation	22	10	Number
Adopted ISO standards	Standards	51	10	Number



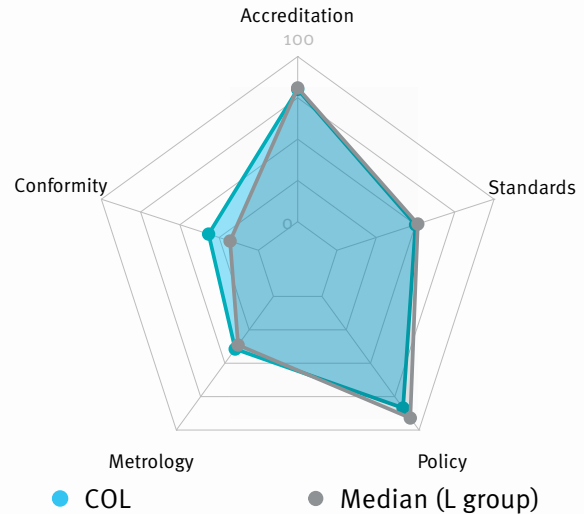
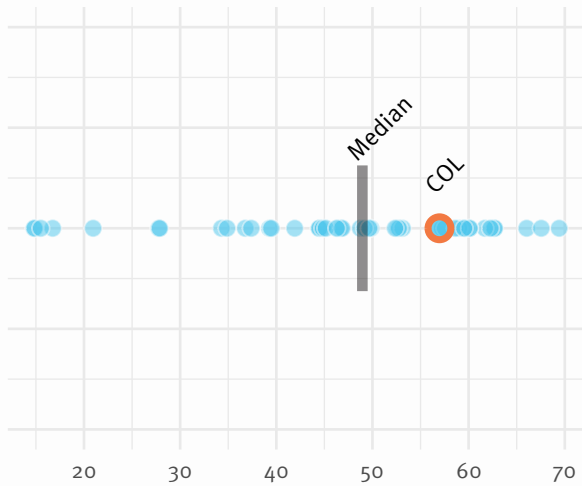


# COLOMBIA

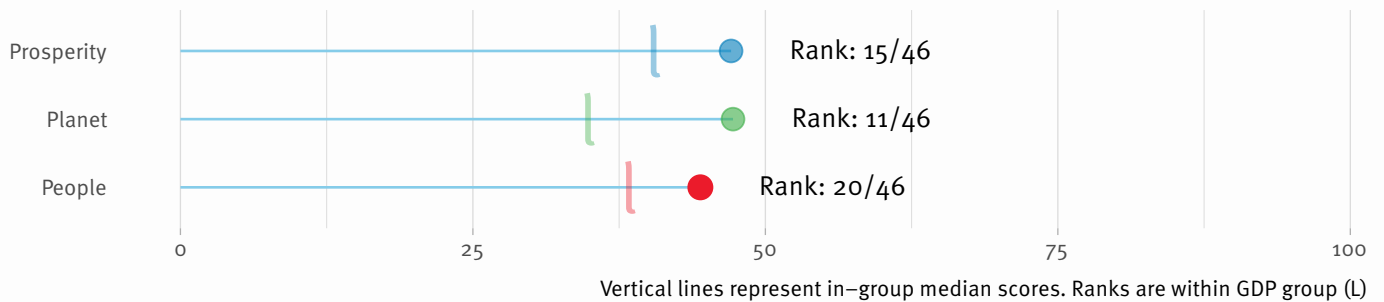
GDP GROUP RANK: 16/46 (L)  
OVERALL RANK: 33/137

Region	Income group	GDP (USD Bn)	GDP per capita (USD)	Population (thou)
Latin America & Caribbean	Upper middle	271	5,333	50,883

## QI4SD Index (L group)



## P-Scores



## STRENGTHS AND WEAKNESSES

Strengths	Dimension	Rank	Value	Unit
OIML-CS - number of services recognised	Metrology	5	65	Number
Membership of IQNet	Conformity	9	16	Composite score
Number of recognised certificates (IQNet)	Conformity	11	8,030	Number

Weaknesses	Dimension	Rank	Value	Unit
Participation in ISO technical committees	Standards	49	246	Number
Number of CMCs	Metrology	50	77	Number
Participation in IEC technical committees	Standards	55	14	Number

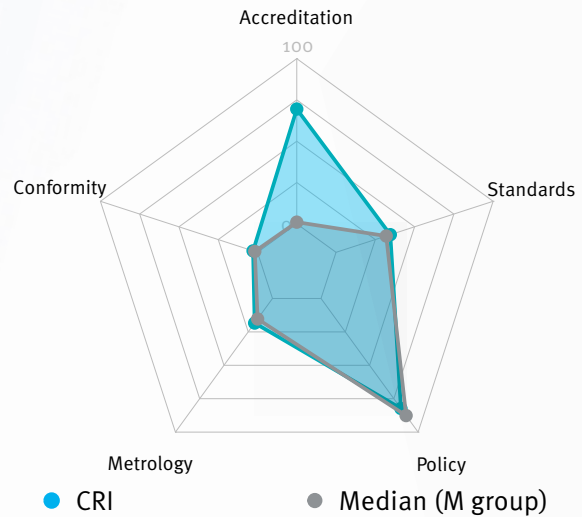
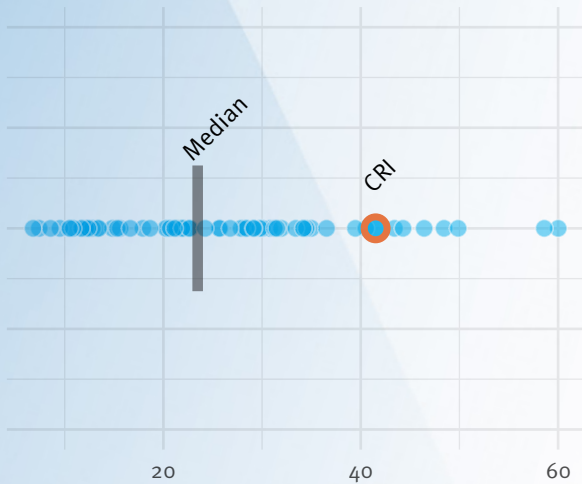


# COSTA RICA

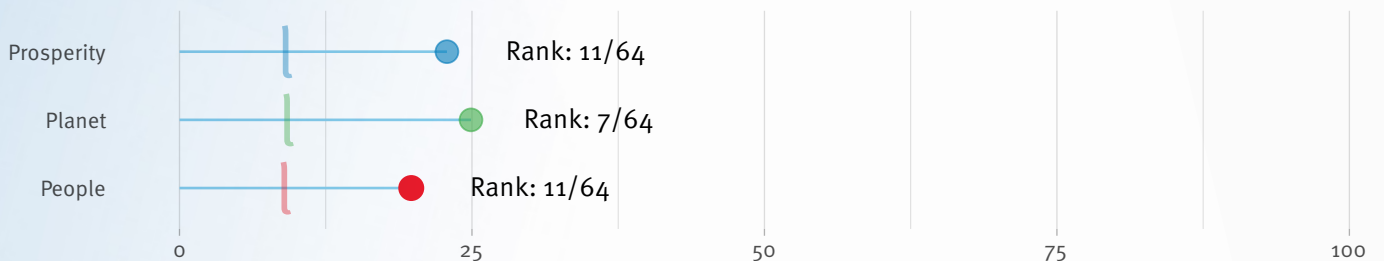
GDP GROUP RANK: 8/64 (M)  
OVERALL RANK: 57/137

Region	Income group	GDP (USD Bn)	GDP per capita (USD)	Population (thou)
Latin America & Caribbean	Upper middle	62	12,077	5,094

## QI4SD Index (M group)



## P-Scores



Vertical lines represent in-group median scores. Ranks are within GDP group (M)

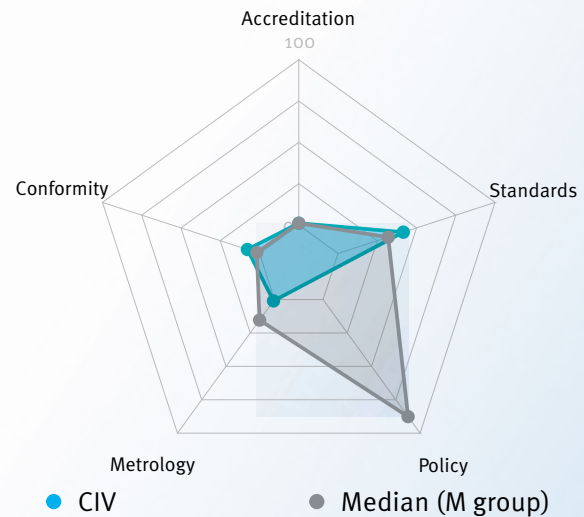
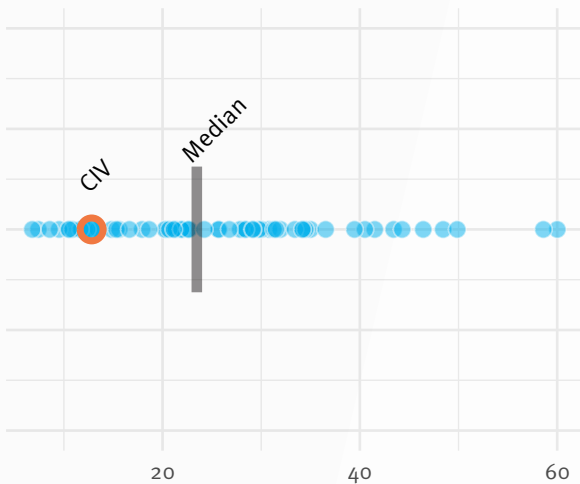
## STRENGTHS AND WEAKNESSES

Strengths	Dimension	Rank	Value	Unit
Adopted ISO standards	Standards	7	18	Number
Adopted IEC standards	Standards	26	72	Number
Membership of ITU	Standards	41	4	Composite score

Weaknesses	Dimension	Rank	Value	Unit
Scopes of IAF accreditation bodies	Accreditation	58	4	Number
Participation in ISO technical committees	Standards	81	86	Number
Number of recognised certificates (ISO)	Conformity	91	699	Number

Region	Income group	GDP (USD Bn)	GDP per capita (USD)	Population (thou)
Sub-Saharan Africa	Lower middle	61	2,326	26,378

## QI4SD Index (M group)



## P-Scores



Vertical lines represent in-group median scores. Ranks are within GDP group (M)

## STRENGTHS AND WEAKNESSES

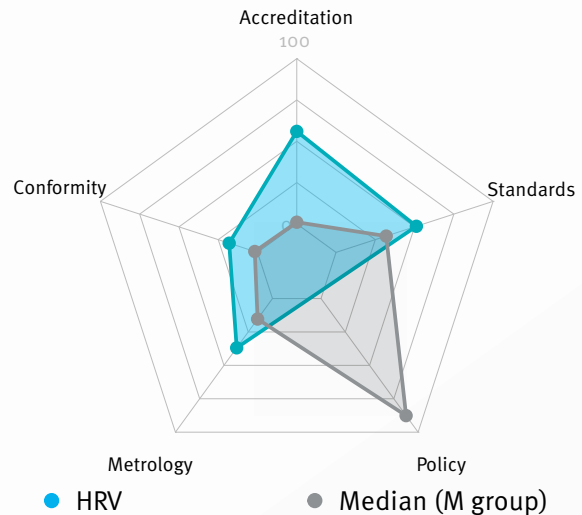
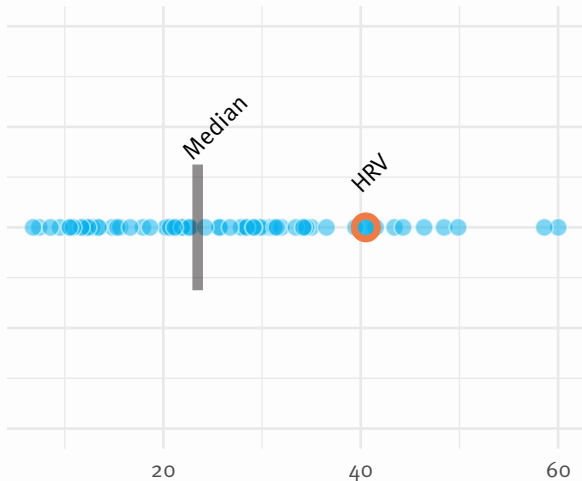
Strengths	Dimension	Rank	Value	Unit
Adopted IEC standards	Standards	4	357	Number
Membership of ITU	Standards	31	6	Composite score
Membership of IQNet	Conformity	57	1	Composite score

Weaknesses	Dimension	Rank	Value	Unit
Participation in ISO technical committees	Standards	78	99	Number
Number of recognised certificates (IQNet)	Conformity	112	4	Number
Number of recognised certificates (ISO)	Conformity	112	280	Number



Region	Income group	GDP (USD Bn)	GDP per capita (USD)	Population (thou)
Europe & Central Asia	High	56	13,828	4,047

## QI4SD Index (M group)



## P-Scores



Vertical lines represent in-group median scores. Ranks are within GDP group (M)

## STRENGTHS AND WEAKNESSES

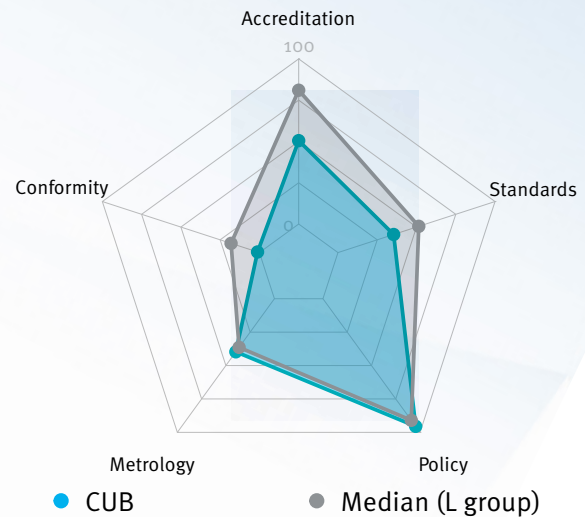
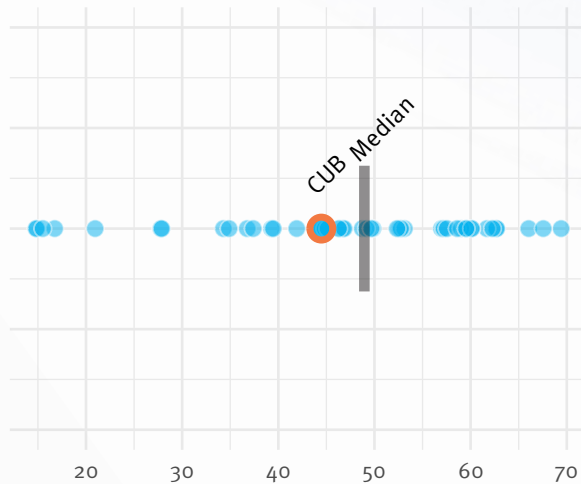
Strengths	Dimension	Rank	Value	Unit
Membership of IQNet	Conformity	20	5	Composite score
Involvement in OIML project groups	Metrology	30	35	Composite score
Adopted ISO standards	Standards	14	14	Number

Weaknesses	Dimension	Rank	Value	Unit
Participation in ISO technical committees	Standards	56	204	Number
Participation in key and supplementary comparisons	Metrology	57	39	Number
Membership of ITU	Conformity	79	1	Composite score

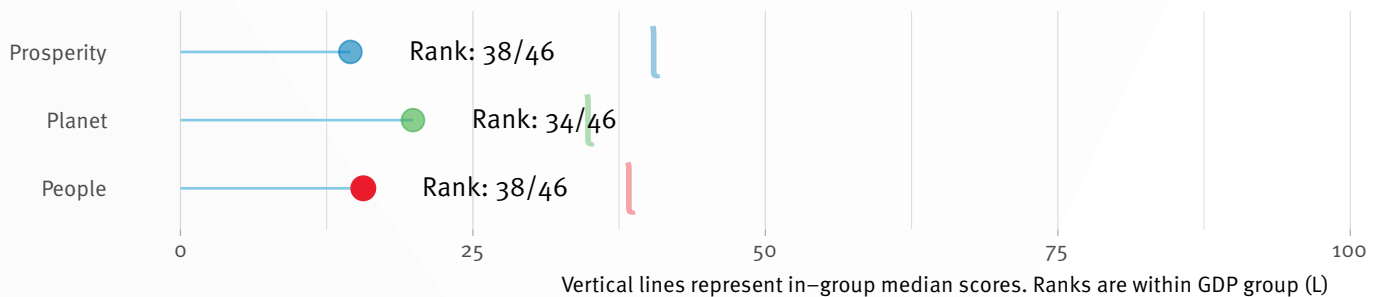


Region	Income group	GDP (USD Bn)	GDP per capita (USD)	Population (thou)
Latin America & Caribbean	Upper middle	103	9,100	11,327

## QI4SD Index (L group)



## P-Scores



## STRENGTHS AND WEAKNESSES

Strengths	Dimension	Rank	Value	Unit
OIML-CS - number of services recognised	Metrology	1	105	Number
Involvement in OIML project groups	Metrology	14	75	Composite score
Adopted IEC standards	Standards	33	54	Number

Weaknesses	Dimension	Rank	Value	Unit
Participation in key and supplementary comparisons	Metrology	63	29	Number
Participation in IEC technical committees	Standards	80	1	Number
Number of recognised certificates (ISO)	Conformity	102	437	Number

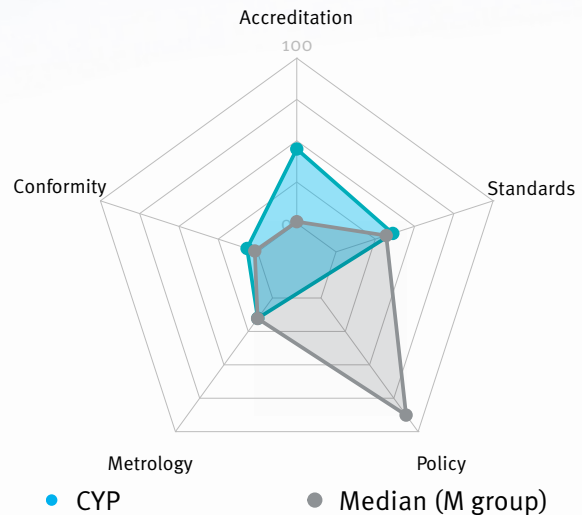
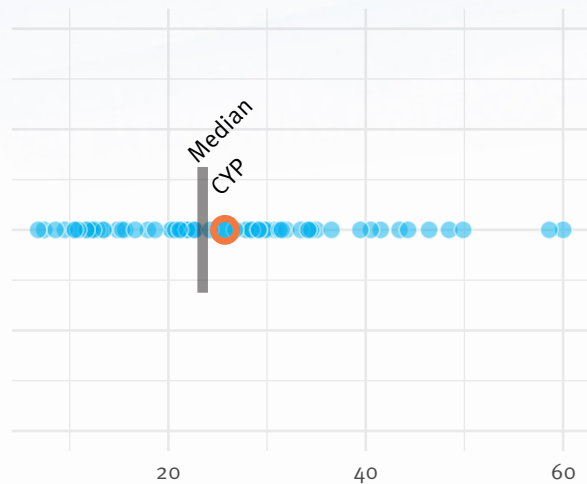


# CYPRUS

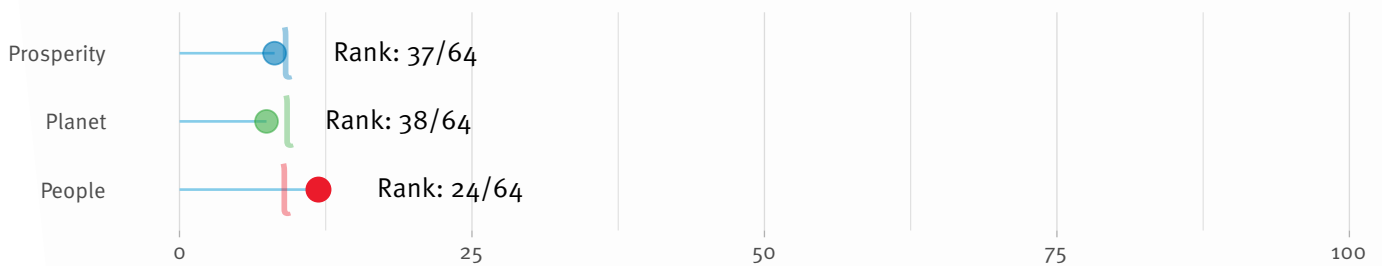
GDP GROUP RANK: 30/64 (M)  
OVERALL RANK: : 87/137

Region	Income group	GDP (USD Bn)	GDP per capita (USD)	Population (thou)
Europe & Central Asia	High	24	26,624	1,207

## QI4SD Index (M group)



## P-Scores



Vertical lines represent in-group median scores. Ranks are within GDP group (M)

## STRENGTHS AND WEAKNESSES

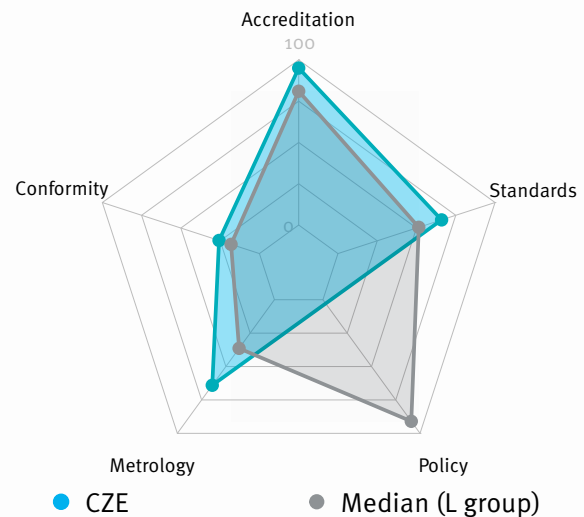
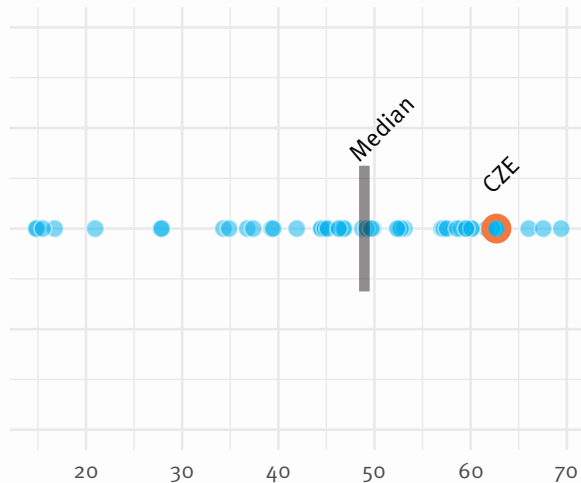
Strengths	Dimension	Rank	Value	Unit
Number of recognised certificates (IQNet)	Conformity	23	2,410	Number
Membership of IQNet	Conformity	31	3	Composite score
Number of recognised certificates (ISO)	Conformity	65	1,860	Number

Weaknesses	Dimension	Rank	Value	Unit
Number of recognised certificates (ISO)	Conformity	65	1,860	Number
Participation in ISO technical committees	Standards	67	142	Number
Membership of ITU	Standards	77	2	Composite score

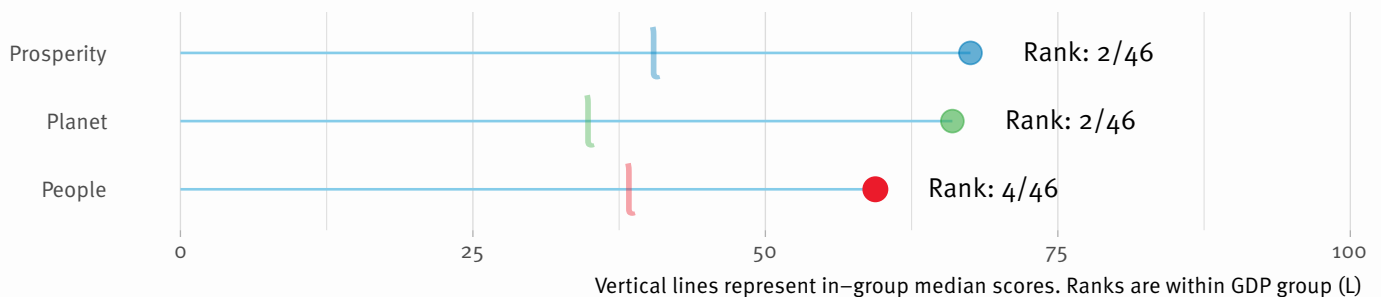


Region	Income group	GDP (USD Bn)	GDP per capita (USD)	Population (thou)
Europe & Central Asia	High	245	22,932	10,699

## QI4SD Index (L group)



## P-Scores



## STRENGTHS AND WEAKNESSES

Strengths	Dimension	Rank	Value	Unit
Scopes of IAF accreditation bodies	Accreditation	5	12	Number
Breadth of CMCs	Metrology	11	33	Number of types
Number of recognised certificates (ISO)	Conformity	13	17,800	Number

Weaknesses	Dimension	Rank	Value	Unit
Number of IECEE certificates recognised	Conformity	24	34	Number
Number of recognised certificates (IQNet)	Conformity	26	2,100	Number
Membership of IQNet	Conformity	31	3	Composite score



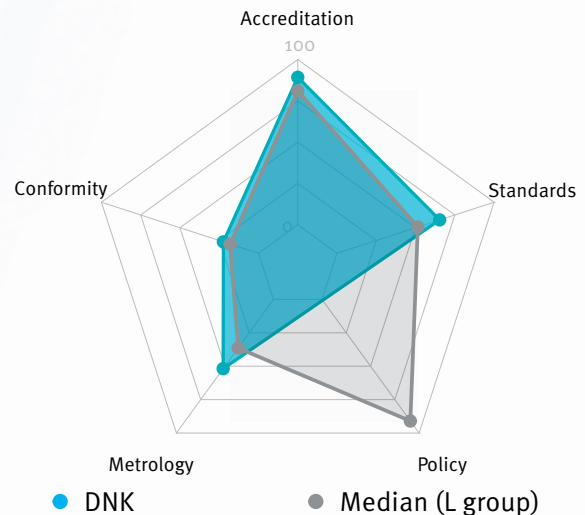
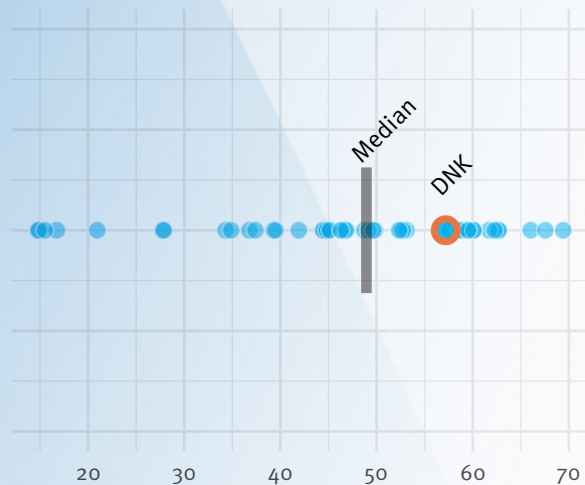
# DENMARK

GDP GROUP RANK: 15/46 (L)

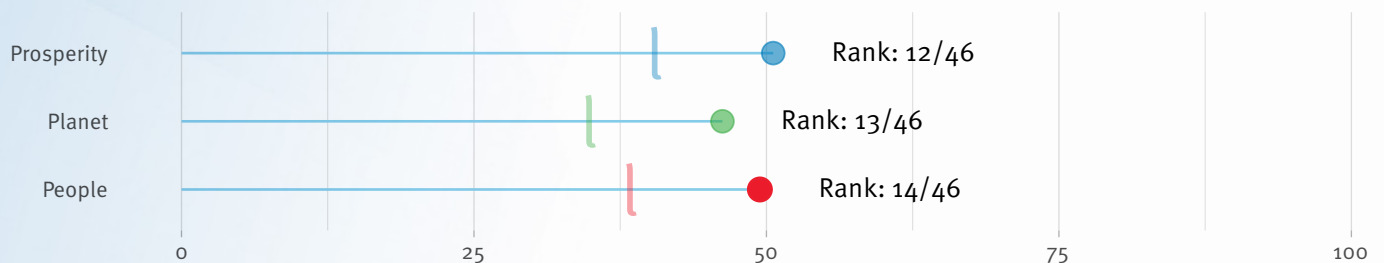
OVERALL RANK: 32/137

Region	Income group	GDP (USD Bn)	GDP per capita (USD)	Population (thou)
Europe & Central Asia	High	356	61,063	5,831

## QI4SD Index (L group)



## P-Scores



Vertical lines represent in-group median scores. Ranks are within GDP group (L)

## STRENGTHS AND WEAKNESSES

Strengths	Dimension	Rank	Value	Unit
Scopes of IAF accreditation bodies	Accreditation	15	11	Number
OIML-CS - number of services recognised	Metrology	16	23	Number
Participation in IEC technical committees	Standards	16	273	Number

Weaknesses	Dimension	Rank	Value	Unit
Number of recognised certificates (IQNet)	Conformity	44	528	Number
Number of recognised certificates (ISO)	Conformity	54	3,570	Number
Membership of ITU	Standards	68	2	Composite score





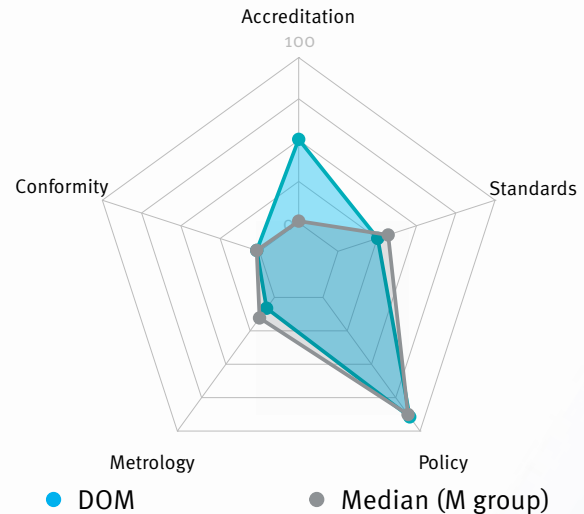
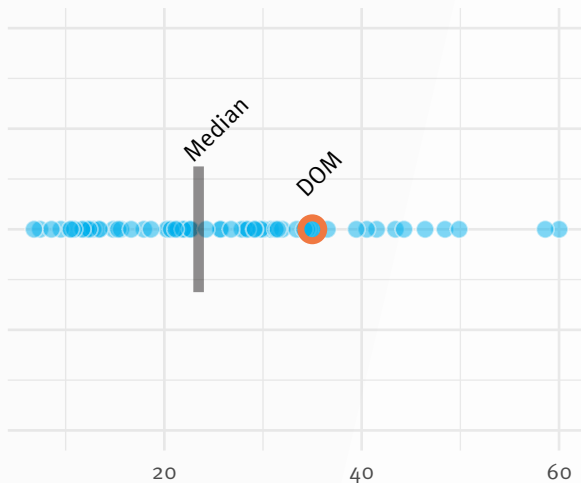
# DOMINICAN REPUBLIC

GDP GROUP RANK: 12/64 (M)

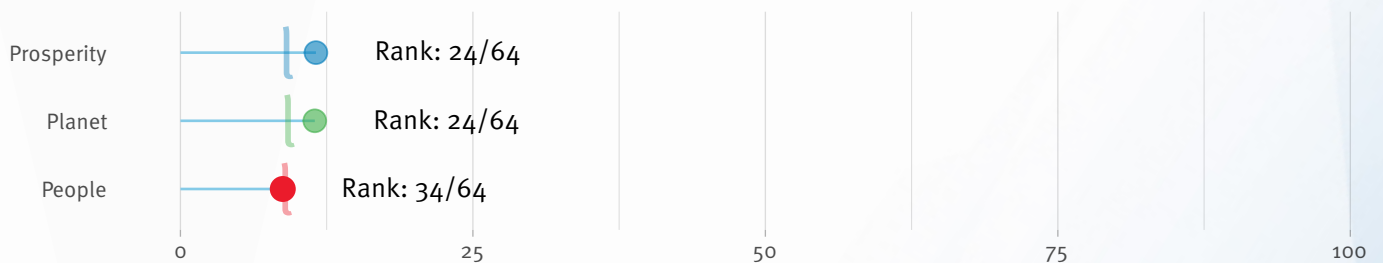
OVERALL RANK: 65/137

Region	Income group	GDP (USD Bn)	GDP per capita (USD)	Population (thou)
Latin America & Caribbean	Upper middle	79	7,268	10,848

## QI4SD Index (M group)



## P-Scores



Vertical lines represent in-group median scores. Ranks are within GDP group (M)

## STRENGTHS AND WEAKNESSES

Strengths	Dimension	Rank	Value	Unit
Membership of ITU	Standards	41	4	Composite score
Adopted IEC standards	Standards	44	12	Number
Membership of IQNet	Conformity	57	1	Composite score

Weaknesses	Dimension	Rank	Value	Unit
Number of recognised certificates (IQNet)	Conformity	71	143	Number
Number of recognised certificates (ISO)	Conformity	111	286	Number
Participation in ISO technical committees	Standards	115	20	Number



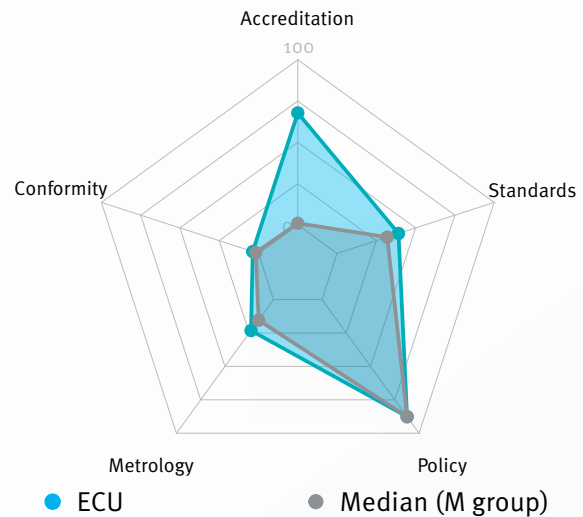
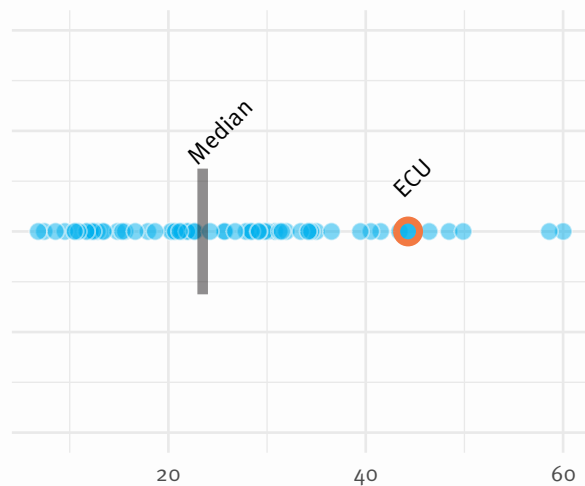
# ECUADOR

GDP GROUP RANK: 6/64 (M)


OVERALL RANK: 54/137

Region	Income group	GDP (USD Bn)	GDP per capita (USD)	Population (thou)
Latin America & Caribbean	Upper middle	99	5,600	17,643

## QI4SD Index (M group)



## P-Scores



## STRENGTHS AND WEAKNESSES

Strengths	Dimension	Rank	Value	Unit
Adopted ISO standards	Standards	7	18	Number
Adopted IEC standards	Standards	12	246	Number
Membership of IQNet	Conformity	31	3	Composite score

Weaknesses	Dimension	Rank	Value	Unit
Number of CMCs	Metrology	70	20	Number
Breadth of CMCs	Metrology	73	1	Number of types
Participation in ISO technical committees	Standards	79	92	Number

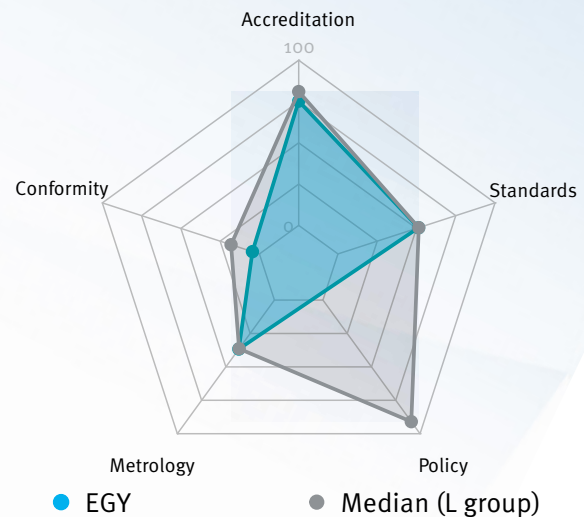
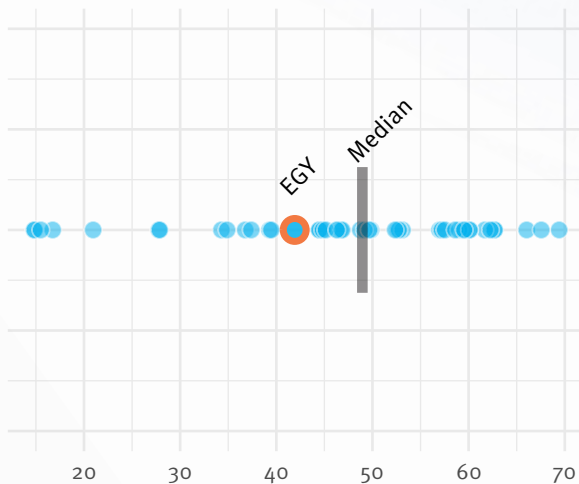


# EGYPT

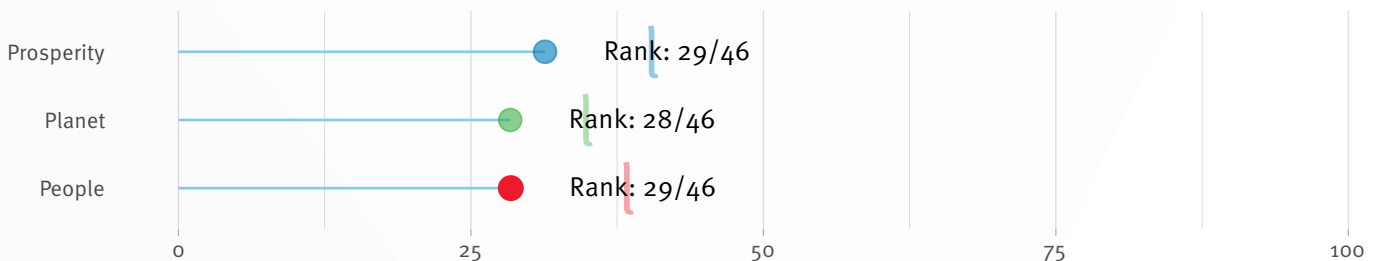
GDP GROUP RANK: 33/46 (L)  
OVERALL RANK: 56/137

Region	Income group	GDP (USD Bn)	GDP per capita (USD)	Population (thou)
Middle East & North Africa	Lower middle	363	3,548	102,334

## QI4SD Index (L group)



## P-Scores



Vertical lines represent in-group median scores. Ranks are within GDP group (L)

## STRENGTHS AND WEAKNESSES

Strengths	Dimension	Rank	Value	Unit
Participation in BIPM Consultative Committees	Metrology	33	3	Number
Membership of ITU	Standards	33	6	Composite score
Participation in IEC technical committees	Standards	37	129	Number

Weaknesses	Dimension	Rank	Value	Unit
Number of recognised certificates (ISO)	Conformity	53	3,580	Number
Involvement in OIML project groups	Metrology	61	51	Composite score
Adopted ISO standards	Standards	69	7	Number

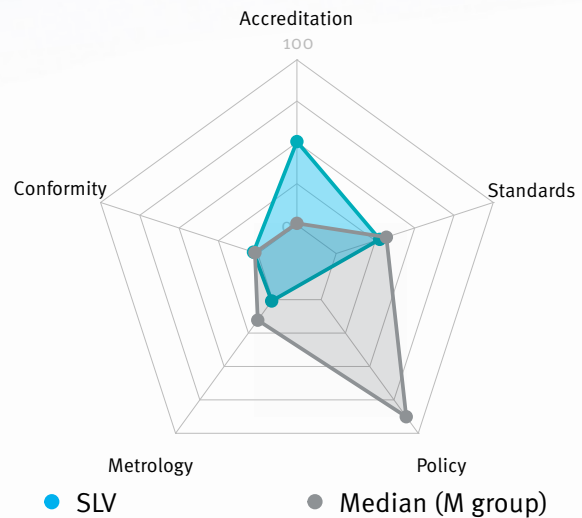
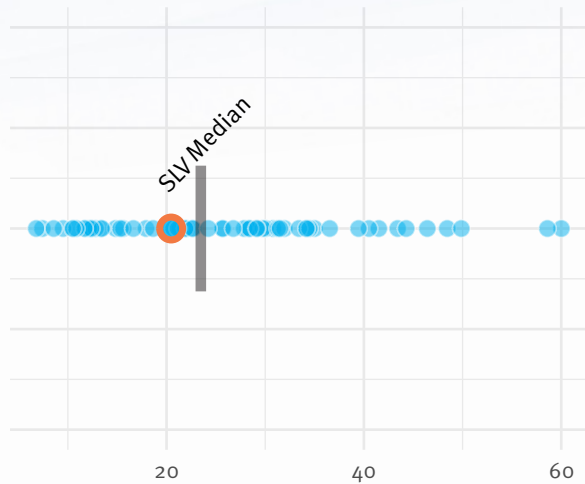


# EL SALVADOR

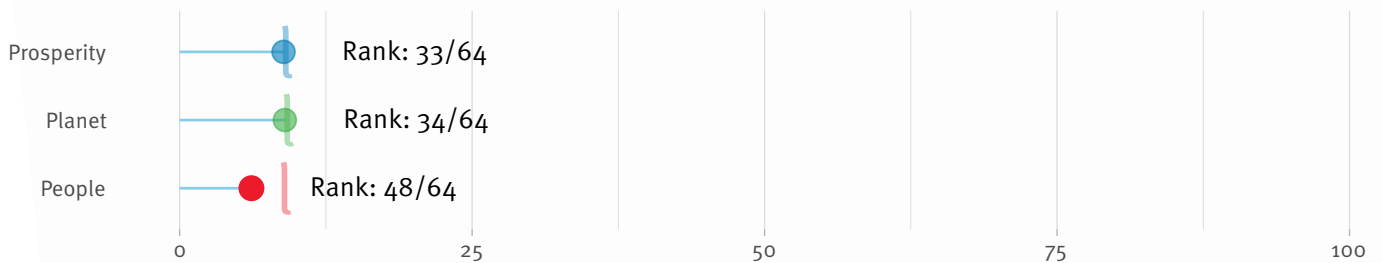
GDP GROUP RANK: 42/64 (M)  
OVERALL RANK: 104/137

Region	Income group	GDP (USD Bn)	GDP per capita (USD)	Population (thou)
Latin America & Caribbean	Lower middle	25	3,799	6,486

## QI4SD Index (M group)



## P-Scores



Vertical lines represent in-group median scores. Ranks are within GDP group (M)

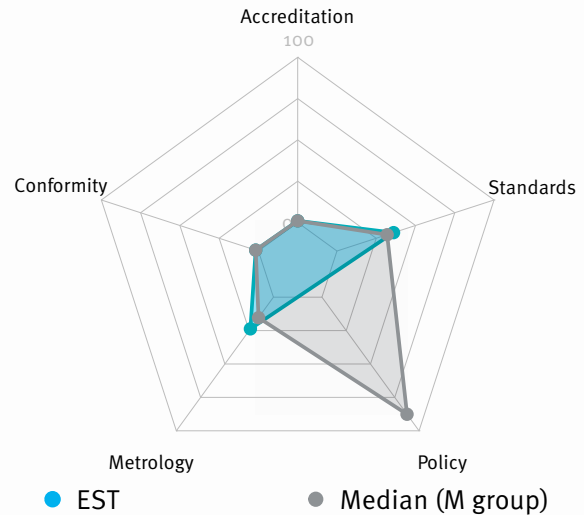
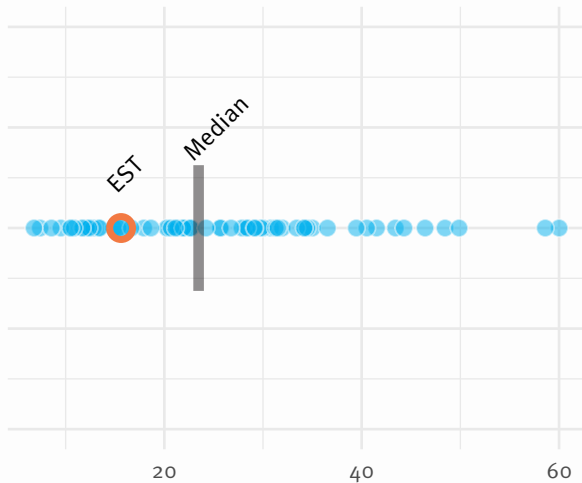
## STRENGTHS AND WEAKNESSES

Strengths	Dimension	Rank	Value	Unit
Membership of IQNet	Conformity	31	3	Composite score
Number of recognised certificates (IQNet)	Conformity	56	301	Number
Participation in ISO technical committees	Standards	109	23	Number

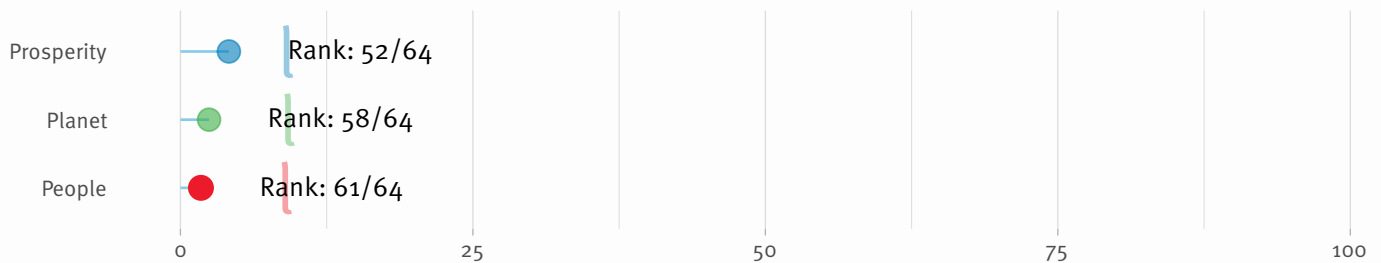
Weaknesses	Dimension	Rank	Value	Unit
Number of recognised certificates (IQNet)	Conformity	56	301	Number
Membership of ITU	Standards	109	23	Number
Number of recognised certificates (ISO)	Conformity	121	176	Number

Region	Income group	GDP (USD Bn)	GDP per capita (USD)	Population (thou)
Europe & Central Asia	High	31	23,027	1,331

## QI4SD Index (M group)



## P-Scores



Vertical lines represent in-group median scores. Ranks are within GDP group (M)

## STRENGTHS AND WEAKNESSES

Strengths	Dimension	Rank	Value	Unit
Breadth of CMCs	Metrology	58	5	Number of types
Number of CMCs	Metrology	60	34	Composite score
Participation in IEC technical committees	Standards	63	6	Number

Weaknesses	Dimension	Rank	Value	Unit
Number of recognised certificates (ISO)	Conformity	72	1,510	Number
Number of recognised certificates (IQNet)	Conformity	87	47	Number
Membership of ITU	Standards	99	0	Composite score



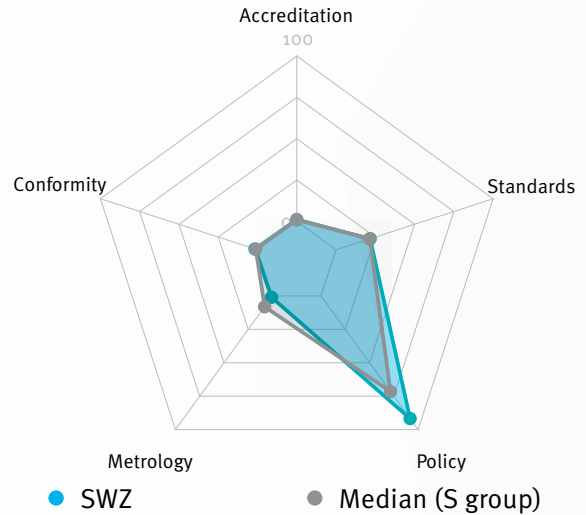
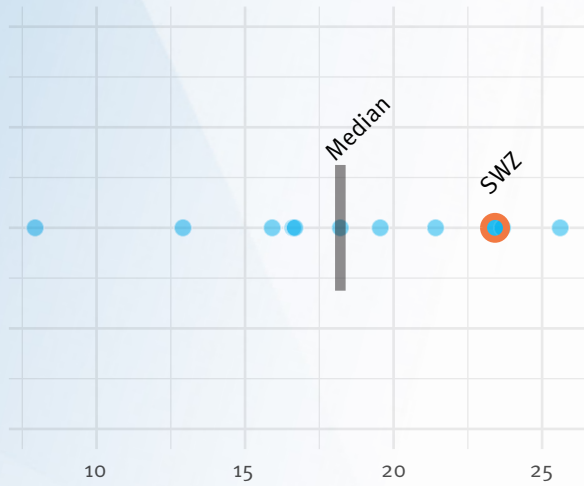
# ESWATINI

GDP GROUP RANK: 3/11 (S)

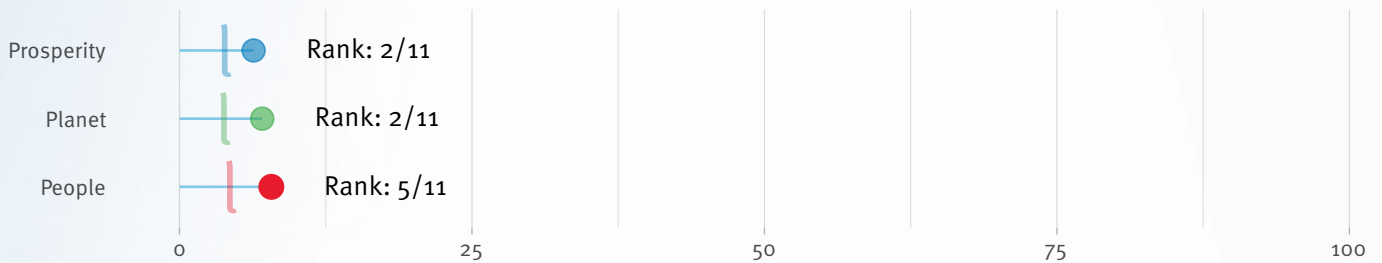
OVERALL RANK: : 92/137

Region	Income group	GDP (USD Bn)	GDP per capita (USD)	Population (thou)
Sub-Saharan Africa	Lower middle	4	3,415	1,160

## QI4SD Index (S group)



## P-Scores



Vertical lines represent in-group median scores. Ranks are within GDP group (S)

## STRENGTHS AND WEAKNESSES

Strengths	Dimension	Rank	Value	Unit
Adopted ISO standards	Standards	36	13	Number
Adopted IEC standards	Standards	43	15	Number
Number of recognised certificates (ISO)	Conformity	73	1,350	Number

Weaknesses	Dimension	Rank	Value	Unit
Number of recognised certificates (ISO)	Conformity	73	1,350	Number
Number of recognised certificates (IQNet)	Conformity	105	12	Number
Participation in ISO technical committees	Standards	117	19	Number



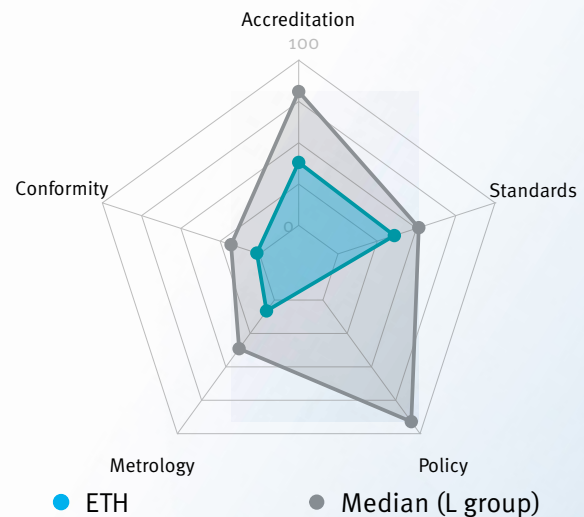
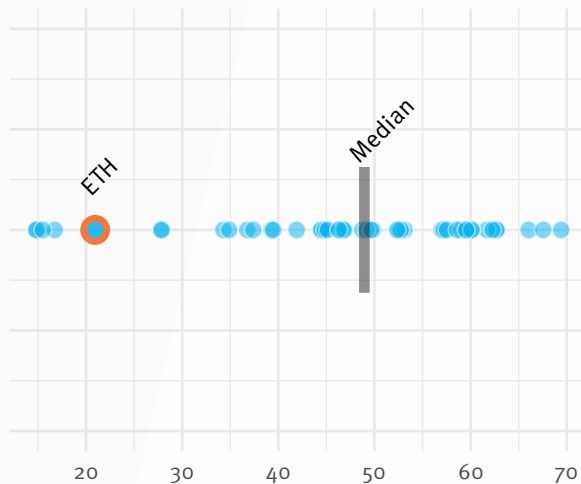
# ETHIOPIA

GDP GROUP RANK: 42/46 (L)

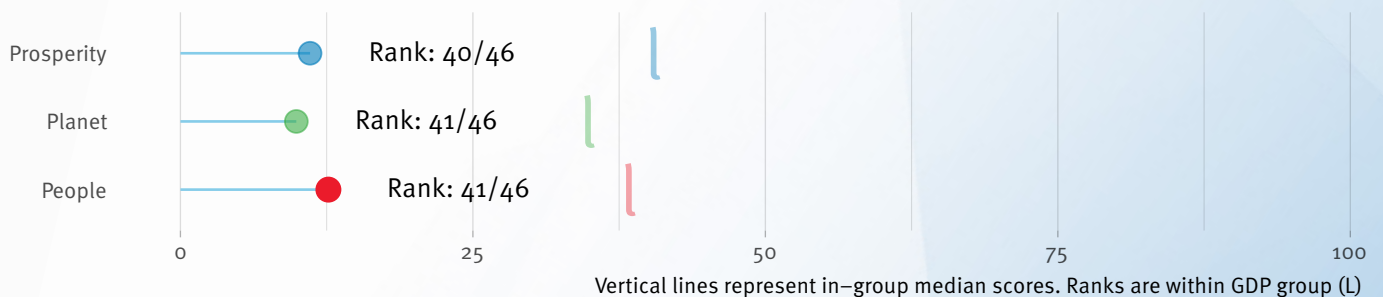
OVERALL RANK: 102/137

Region	Income group	GDP (USD Bn)	GDP per capita (USD)	Population (thou)
Sub-Saharan Africa	Low	108	936	114,964

## QI4SD Index (L group)



## P-Scores



## STRENGTHS AND WEAKNESSES

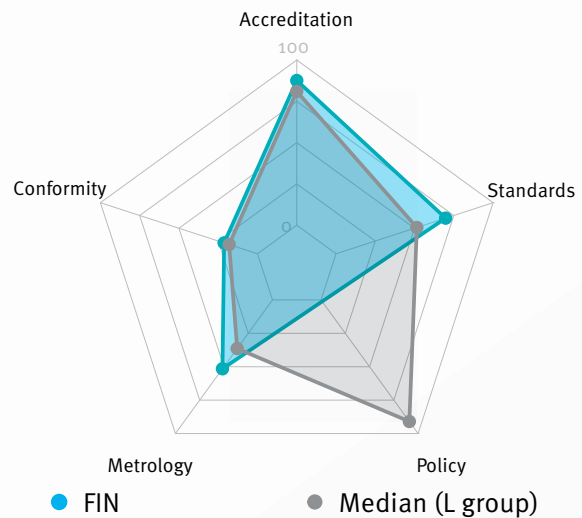
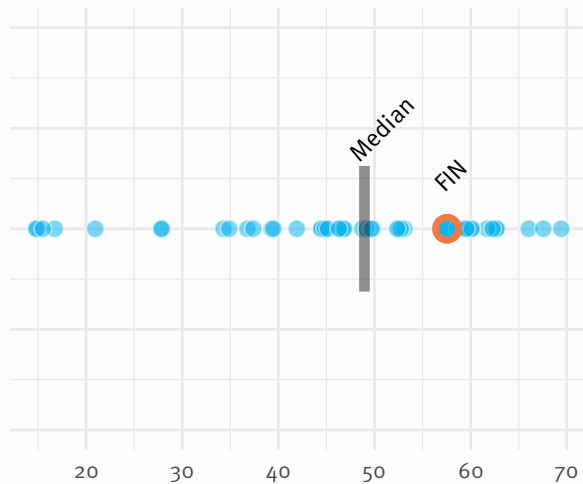
Strengths	Dimension	Rank	Value	Unit
Adopted IEC standards	Standards	15	190	Number
Membership of IQNet	Conformity	57	1	Composite score
Participation in ISO technical committees	Standards	66	147	Number

Weaknesses	Dimension	Rank	Value	Unit
Number of recognised certificates (IQNet)	Conformity	77	88	Number
Participation in key and supplementary comparisons	Metrology	92	3	Number
Number of recognised certificates (ISO)	Conformity	110	291	Number

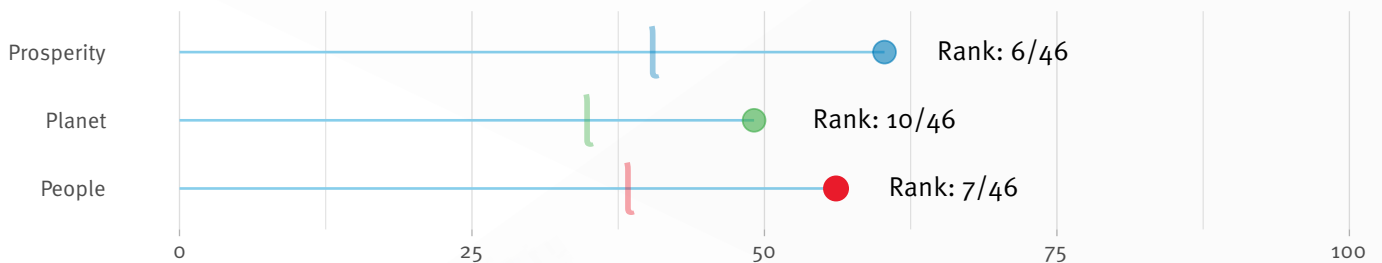


Region	Income group	GDP (USD Bn)	GDP per capita (USD)	Population (thou)
Europe & Central Asia	High	270	48,773	5,531

## QI4SD Index (L group)



## P-Scores



Vertical lines represent in-group median scores. Ranks are within GDP group (L)

## STRENGTHS AND WEAKNESSES

Strengths	Dimension	Rank	Value	Unit
Participation in IEC technical committees	Standards	13	283	Number
Number of IECEE certificates recognised	Conformity	16	188	Number
Participation in ISO technical committees	Standards	17	945	Number

Weaknesses	Dimension	Rank	Value	Unit
Membership of IQNet	Conformity	31	3	Composite score
Number of recognised certificates (ISO)	Conformity	40	5,510	Number
Membership of ITU	Standards	68	2	Composite score



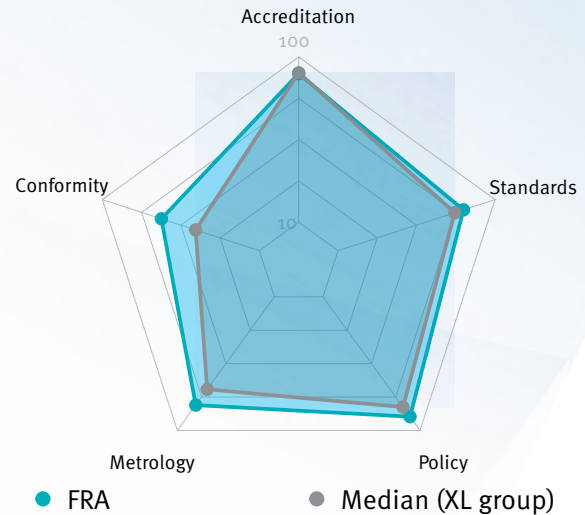
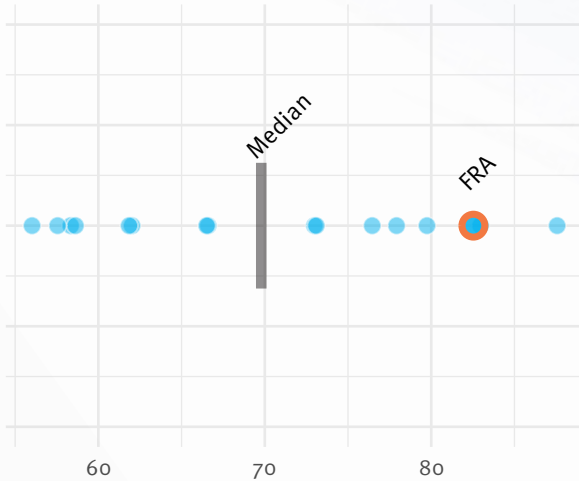


# FRANCE

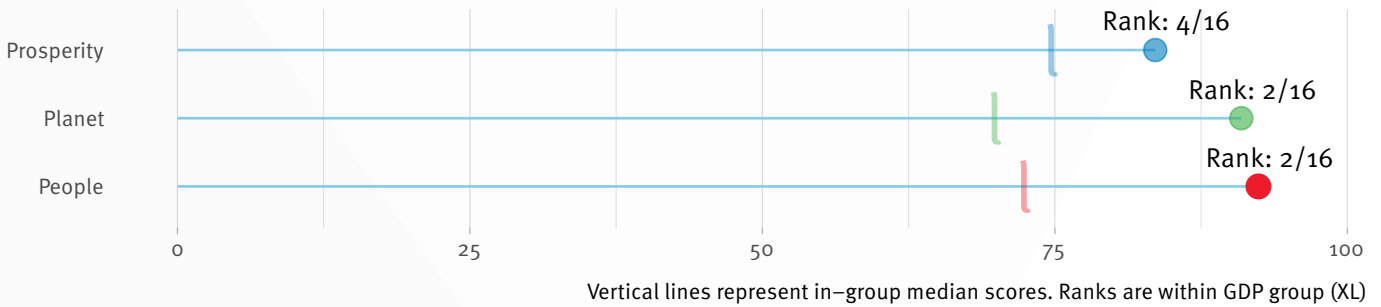
GDP GROUP RANK: 3/16 (XL)  
OVERALL RANK: 3/137

Region	Income group	GDP (USD Bn)	GDP per capita (USD)	Population (thou)
Europe & Central Asia	High	2,630	39,030	67,392

## QI4SD Index (XL group)



## P-Scores



## STRENGTHS AND WEAKNESSES

Strengths	Dimension	Rank	Value	Unit
Participation in BIPM Consultative Committees	Metrology	1	20	Number
Membership of IQNet	Conformity	2	41	Composite score
Breadth of CMCs	Metrology	4	39	Number of types

Weaknesses	Dimension	Rank	Value	Unit
Scopes of IAF accreditation bodies	Accreditation	14	12	Number
OIML-CS - number of services recognised	Metrology	17	21	Number
Number of IECEE certificates recognised	Conformity	20	85	Number

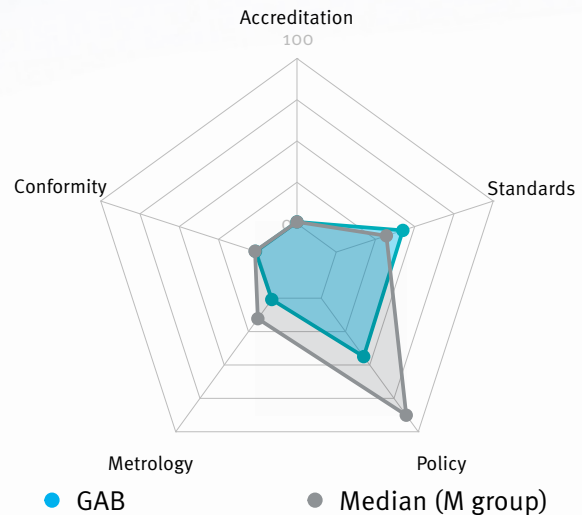
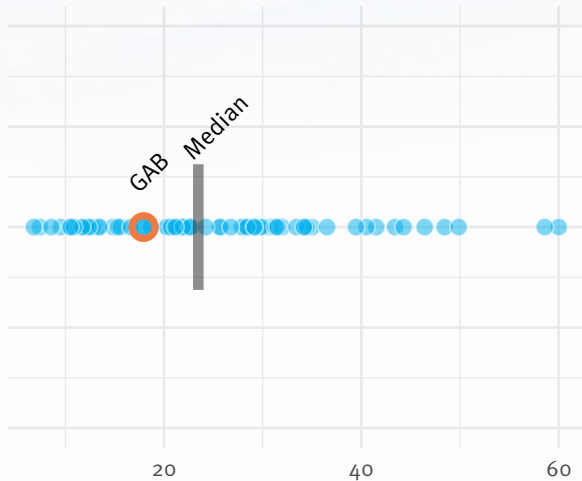


# GABON

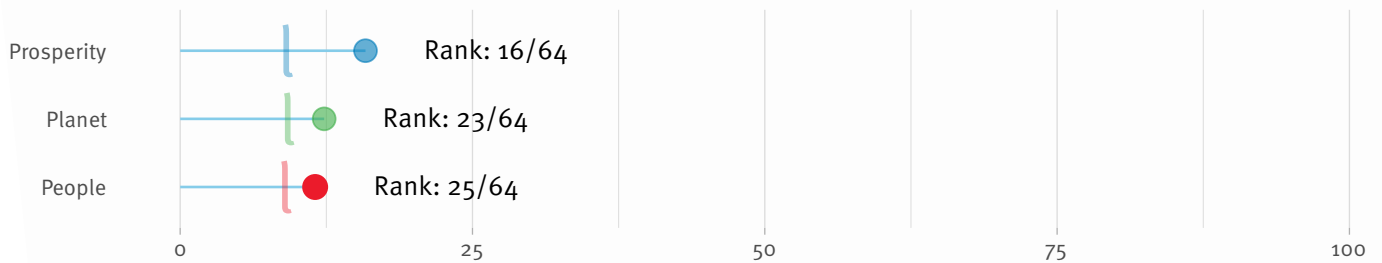
GDP GROUP RANK: 45/64 (M)  
OVERALL RANK: 109/137

Region	Income group	GDP (USD Bn)	GDP per capita (USD)	Population (thou)
Sub-Saharan Africa	Upper middle	16	7,006	2,226

## QI4SD Index (M group)



## P-Scores



Vertical lines represent in-group median scores. Ranks are within GDP group (M)

## STRENGTHS AND WEAKNESSES

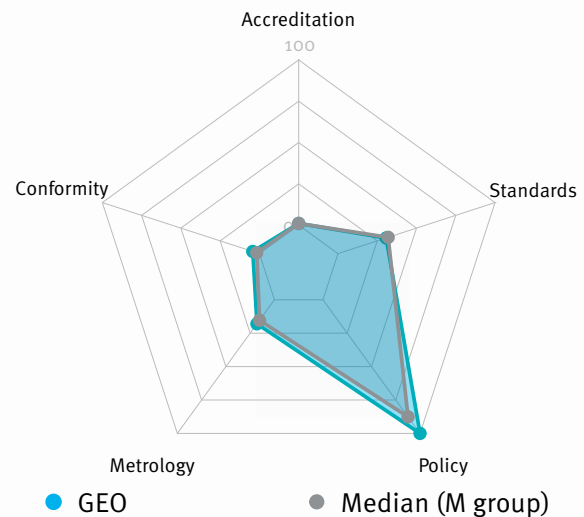
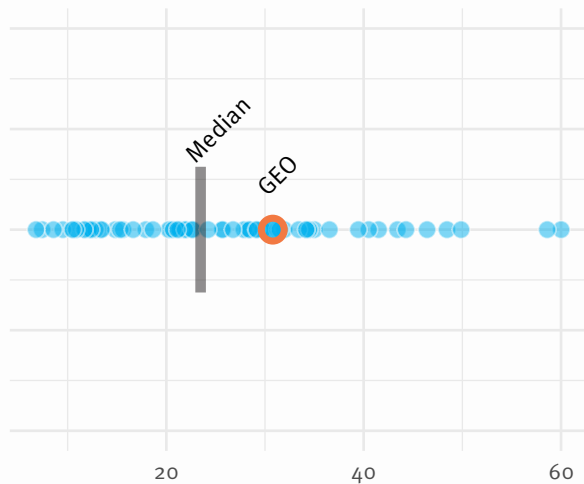
Strengths	Dimension	Rank	Value	Unit
Adopted ISO standards	Standards	3	21	Number
Adopted IEC standards	Standards	5	342	Number
Membership of IQNet	Conformity	57	1	Composite score

Weaknesses	Dimension	Rank	Value	Unit
Participation in ISO technical committees	Standards	113	21	Number
Number of recognised certificates (ISO)	Conformity	123	132	Number
Number of recognised certificates (IQNet)	Conformity	124	1	Number

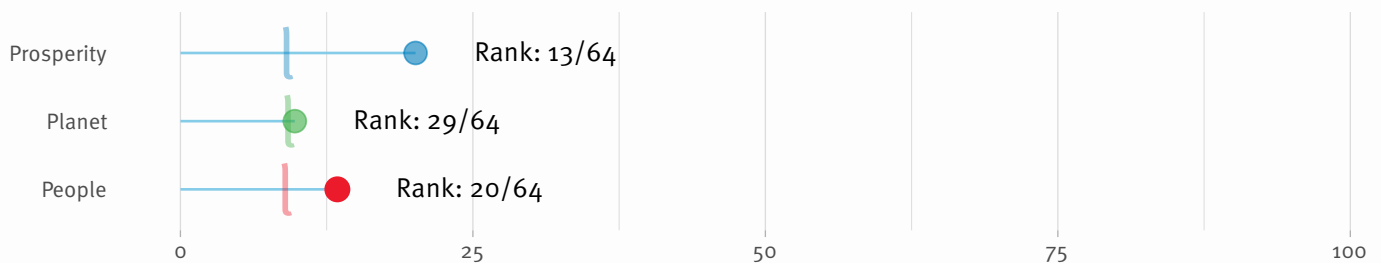


Region	Income group	GDP (USD Bn)	GDP per capita (USD)	Population (thou)
Europe & Central Asia	Upper middle	16	4,279	3,714

## QI4SD Index (M group)



## P-Scores



Vertical lines represent in-group median scores. Ranks are within GDP group (M)

## STRENGTHS AND WEAKNESSES

Strengths	Dimension	Rank	Value	Unit
Number of recognised certificates (ISO)	Conformity	36	6,970	Number
Adopted ISO standards	Standards	37	13	Number
Breadth of CMCs	Metrology	49	11	Number of types

Weaknesses	Dimension	Rank	Value	Unit
Membership of ITU	Standards	68	2	Composite score
Number of recognised certificates (IQNet)	Conformity	75	114	Number
Participation in ISO technical committees	Standards	127	7	Number



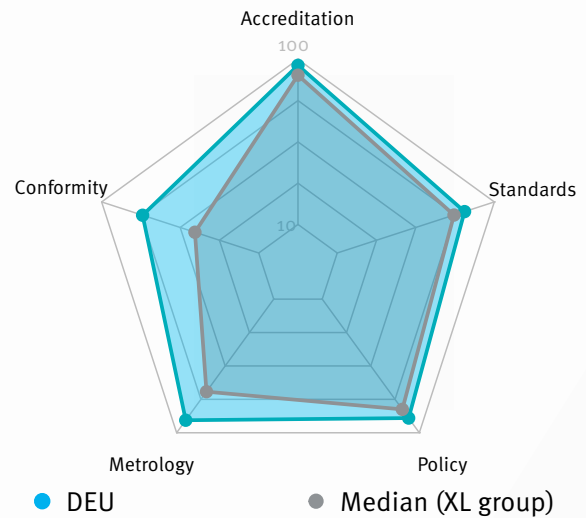
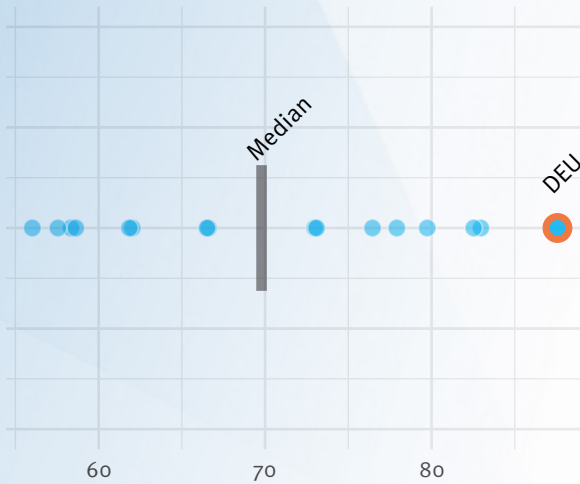
# GERMANY

GDP GROUP RANK: 1/16 (XL)

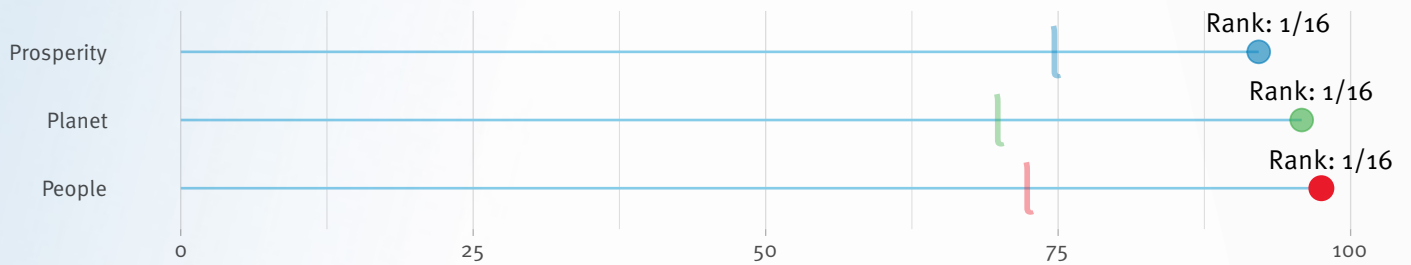
OVERALL RANK: 1/137

Region	Income group	GDP (USD Bn)	GDP per capita (USD)	Population (thou)
Europe & Central Asia	High	3,846	46,208	83,241

## QI4SD Index (XL group)



## P-Scores



Vertical lines represent in-group median scores. Ranks are within GDP group (XL)

## STRENGTHS AND WEAKNESSES

Strengths	Dimension	Rank	Value	Unit
Membership of IQNet	Conformity	1	66	Composite score
Participation in BIPM Consultative Committees	Metrology	1	20	Number
Participation in key and supplementary comparisons	Metrology	1	974	Number

Weaknesses	Dimension	Rank	Value	Unit
OIML-CS - number of services recognised	Metrology	8	56	Number
Number of IECEE certificates recognised	Conformity	14	365	Number
Adopted ISO standards	Standards	17	16	Number



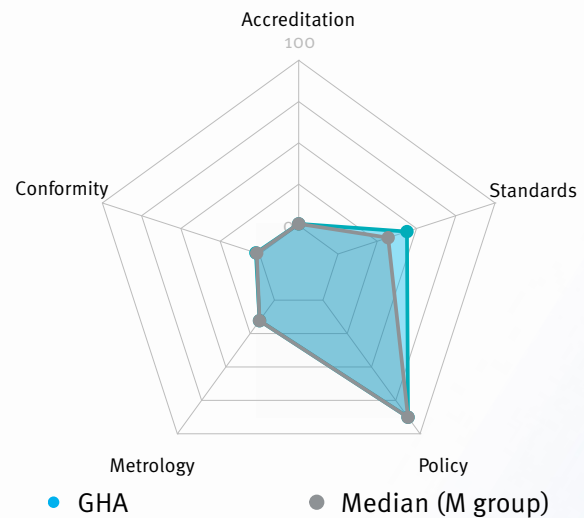
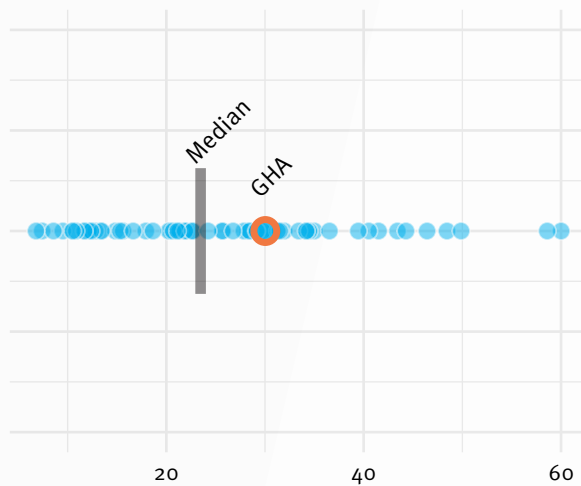
# GHANA

GDP GROUP RANK: 21/64 (M)

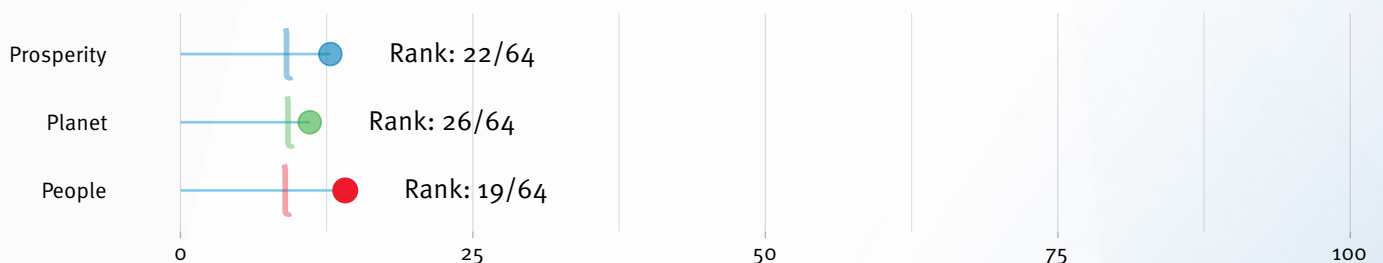
OVERALL RANK: 76/137

Region	Income group	GDP (USD Bn)	GDP per capita (USD)	Population (thou)
Sub-Saharan Africa	Lower middle	72	2,329	31,073

## QI4SD Index (M group)



## P-Scores



Vertical lines represent in-group median scores. Ranks are within GDP group (M)

## STRENGTHS AND WEAKNESSES

Strengths	Dimension	Rank	Value	Unit
Adopted ISO standards	Standards	2	470	Number
Membership of ITU	Standards	36	5	Composite score
Adopted ISO standards	Standards	55	9	Number

Weaknesses	Dimension	Rank	Value	Unit
Participation in key and supplementary comparisons	Metrology	80	9	Number
Participation in ISO technical committees	Standards	87	72	Number
Number of recognised certificates (IQNet)	Conformity	101	16	Number



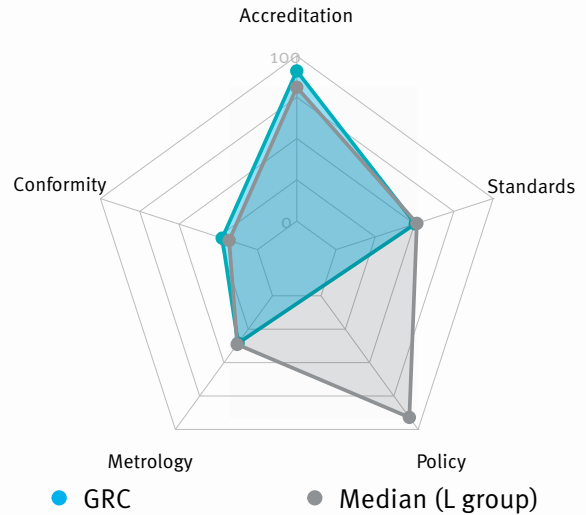
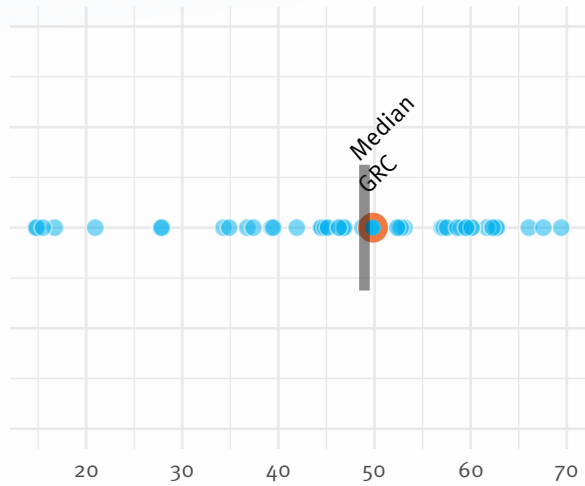
# GREECE

GDP GROUP RANK: 21/46 (L)

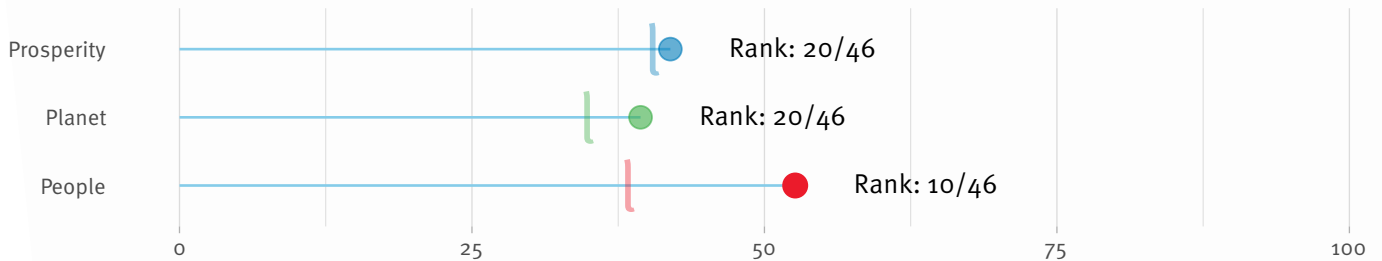
OVERALL RANK: 40/137

Region	Income group	GDP (USD Bn)	GDP per capita (USD)	Population (thou)
Europe & Central Asia	High	189	17,676	10,716

## QI4SD Index (L group)



## P-Scores



Vertical lines represent in-group median scores. Ranks are within GDP group (L)

## STRENGTHS AND WEAKNESSES

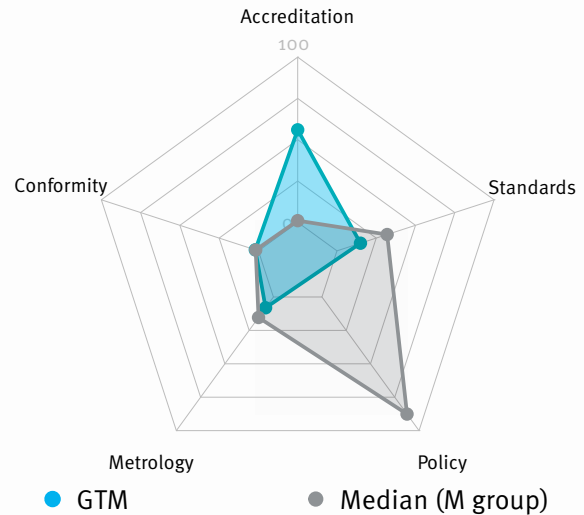
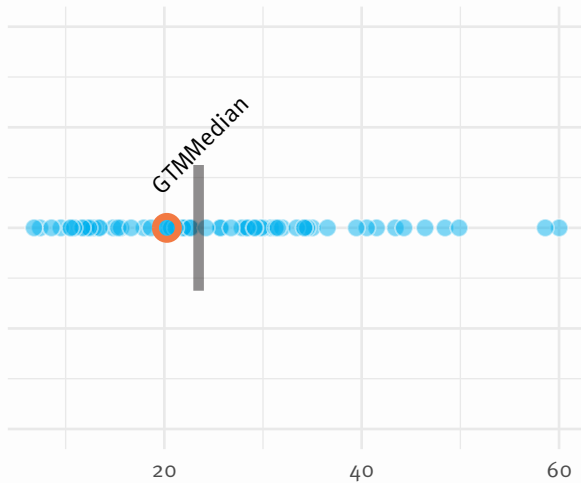
Strengths	Dimension	Rank	Value	Unit
Scopes of IAF accreditation bodies	Accreditation	5	12	Number
Membership of IQNet	Conformity	20	5	Composite score
Number of recognised certificates (IQNet)	Conformity	24	2,380	Number

Weaknesses	Dimension	Rank	Value	Unit
Participation in ISO technical committees	Standards	47	273	Number
Involvement in OIML project groups	Metrology	58	2	Composite score
Membership of ITU	Standards	99	0	Composite score

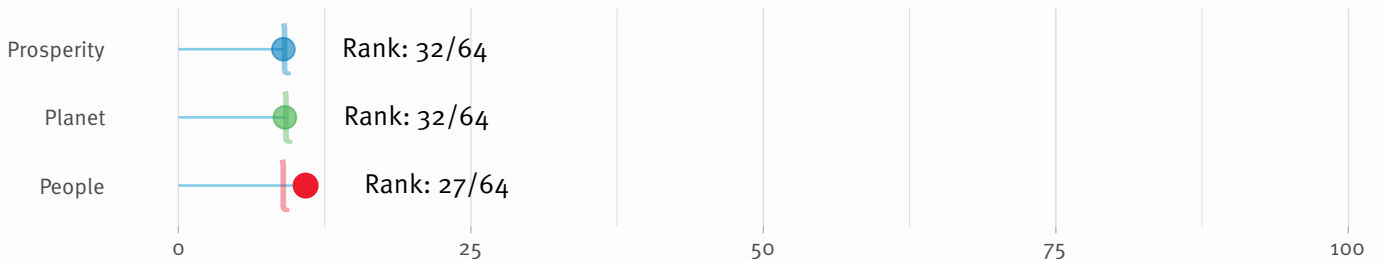


Region	Income group	GDP (USD Bn)	GDP per capita (USD)	Population (thou)
Latin America & Caribbean	Upper middle	78	4,603	16,858

## QI4SD Index (M group)



## P-Scores



Vertical lines represent in-group median scores. Ranks are within GDP group (M)

## STRENGTHS AND WEAKNESSES

Strengths	Dimension	Rank	Value	Unit
Adopted IEC standards	Standards	48	1	Number
Number of recognised certificates (IQNet)	Conformity	55	331	Number
Membership of IQNet	Conformity	57	1	Composite score

Weaknesses	Dimension	Rank	Value	Unit
Membership of ITU	Standards	79	1	Composite score
Number of recognised certificates (ISO)	Conformity	116	252	Number
Participation in ISO technical committees	Standards	132	5	Number

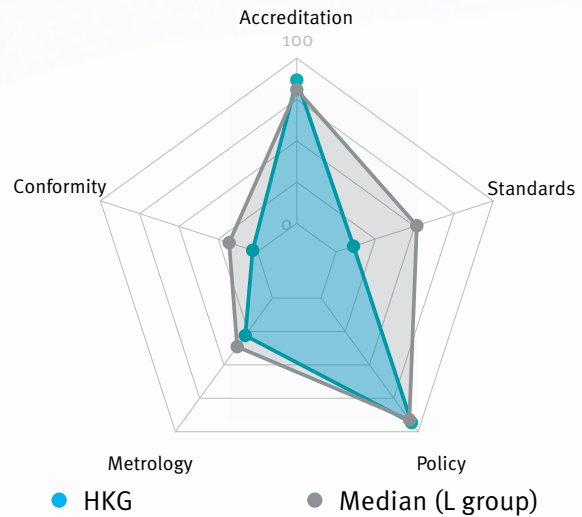
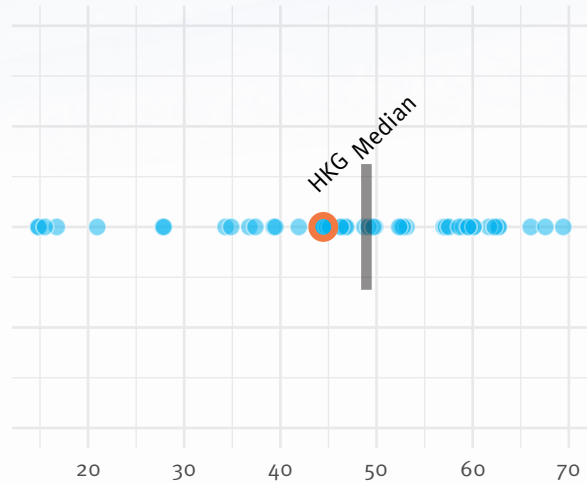


# HONG KONG

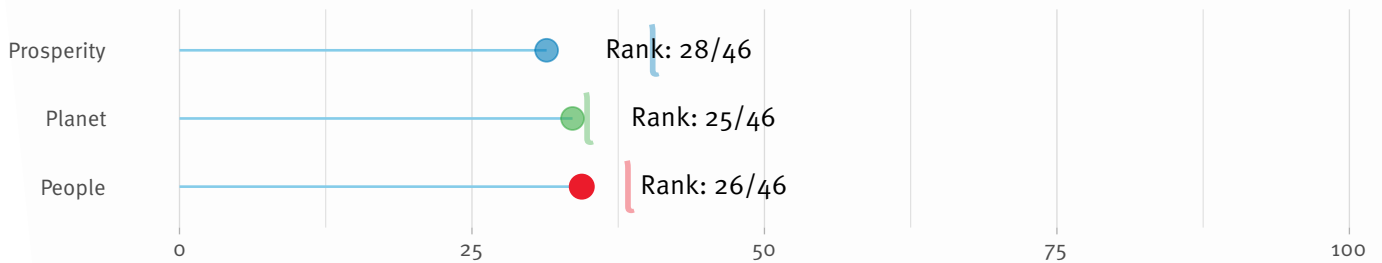
GDP GROUP RANK: 32/46 (L)  
OVERALL RANK: 53/137

Region	Income group	GDP (USD Bn)	GDP per capita (USD)	Population (thou)
East Asia & Pacific	High	347	46,324	7,482

## QI4SD Index (L group)



## P-Scores



Vertical lines represent in-group median scores. Ranks are within GDP group (L)

## STRENGTHS AND WEAKNESSES

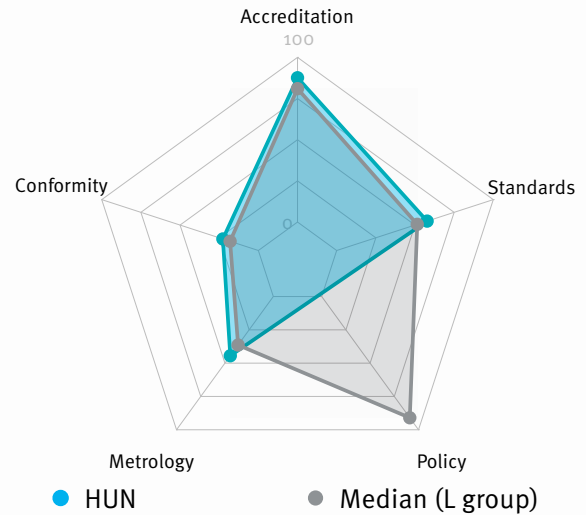
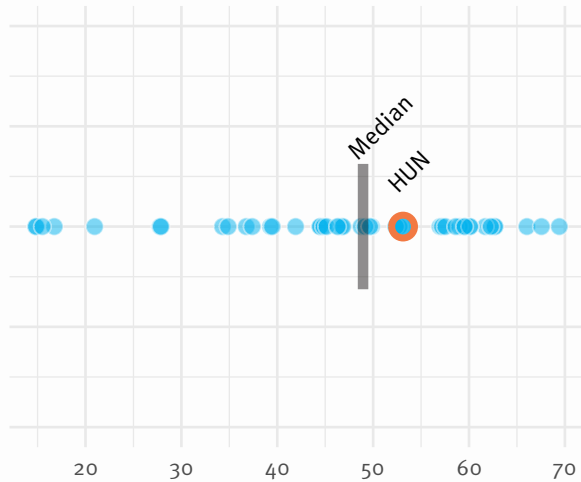
Strengths	Dimension	Rank	Value	Unit
Breadth of CMCs	Metrology	14	30	Number of types
Number of CMCs	Metrology	29	298	Number
Participation in BIPM Consultative Committees	Metrology	30	4	Number

Weaknesses	Dimension	Rank	Value	Unit
Membership of IQNet	Conformity	57	1	Composite score
Participation in ISO technical committees	Standards	61	170	Number
Number of recognised certificates (IQNet)	Conformity	95	26	Number

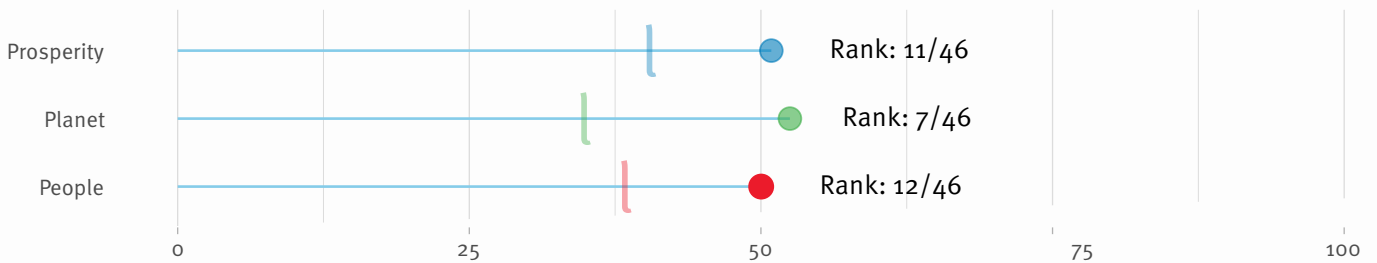


Region	Income group	GDP (USD Bn)	GDP per capita (USD)	Population (thou)
Europe & Central Asia	High	155	15,899	9,750

## QI4SD Index (L group)



## P-Scores



Vertical lines represent in-group median scores. Ranks are within GDP group (L)

## STRENGTHS AND WEAKNESSES

Strengths	Dimension	Rank	Value	Unit
Number of recognised certificates (ISO)	Conformity	15	14,600	Number
Number of CMCs	Metrology	21	411	Number
Scopes of IAF accreditation bodies	Accreditation	22	10	Number

Weaknesses	Dimension	Rank	Value	Unit
Participation in BIPM Consultative Committees	Metrology	36	2	Number
Adopted ISO standards	Standards	48	11	Number
Membership of ITU	Standards	66	2	Composite score



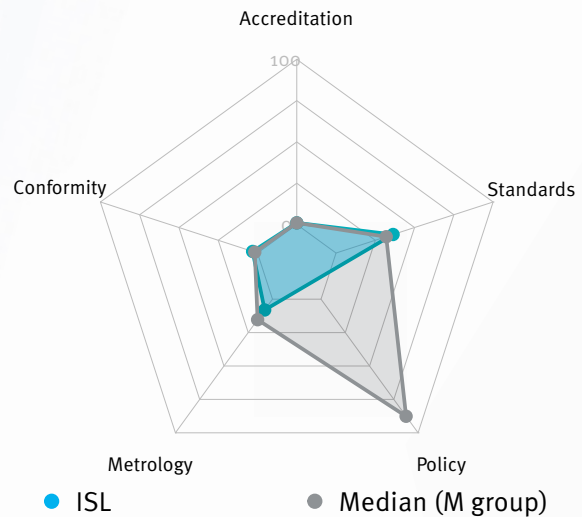
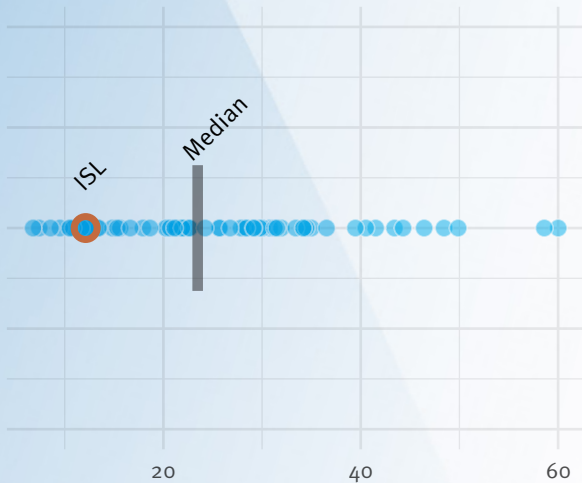
# ICELAND

GDP GROUP RANK: 55/64 (M)

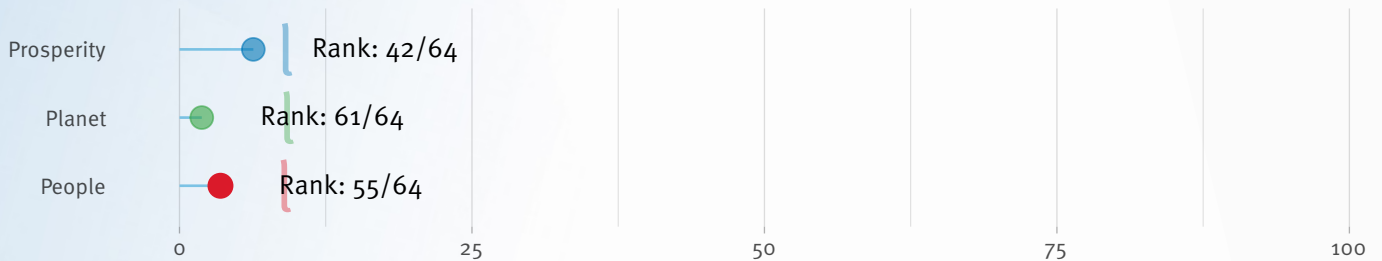
OVERALL RANK: 127/137

Region	Income group	GDP (USD Bn)	GDP per capita (USD)	Population (thou)
Europe & Central Asia	High	22	59,270	366

## QI4SD Index (M group)



## P-Scores



Vertical lines represent in-group median scores. Ranks are within GDP group (M)

## STRENGTHS AND WEAKNESSES

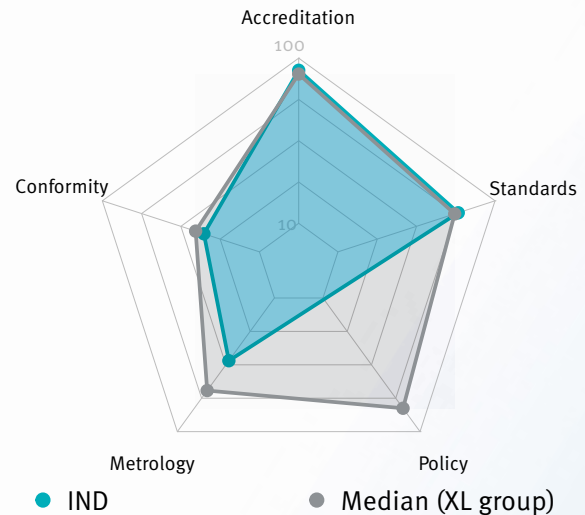
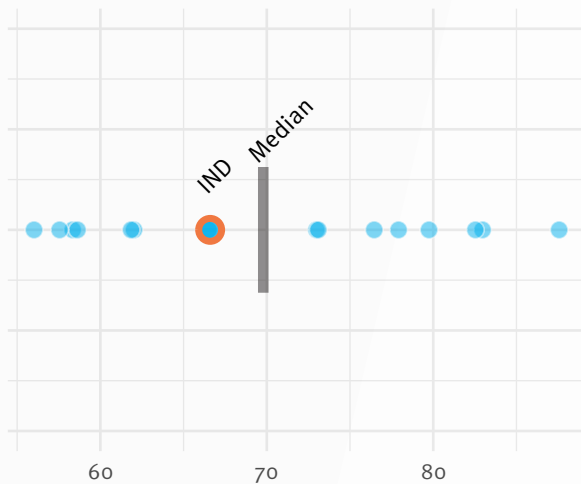
Strengths	Dimension	Rank	Value	Unit
Number of recognised certificates (ISO)	Conformity	46	4,620	Number
Participation in ISO technical committees	Standards	65	150	Number
Participation in IEC technical committees	Standards	71	4	Number

Weaknesses	Dimension	Rank	Value	Unit
Participation in IEC technical committees	Conformity	71	4	Number
Number of recognised certificates (IQNet)	Conformity	88	45	Number
Membership of ITU	Conformity	99	0	Composite score

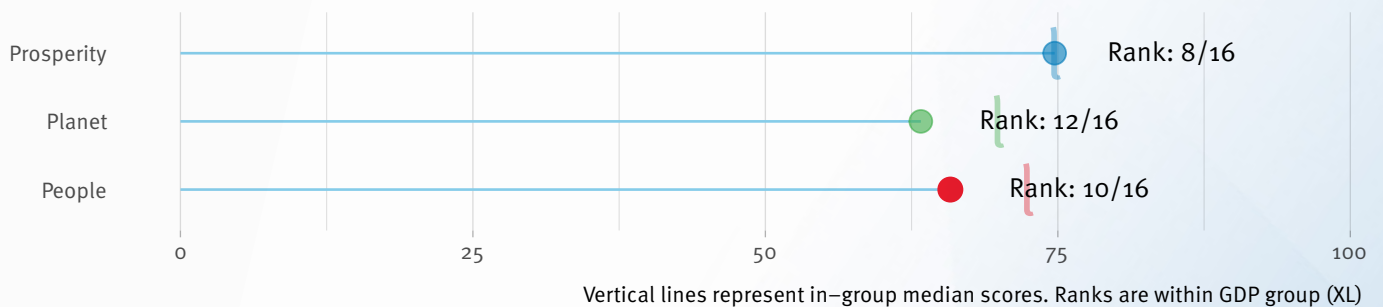


Region	Income group	GDP (USD Bn)	GDP per capita (USD)	Population (thou)
South Asia	Lower middle	2,623	1,901	1,380,004

## QI4SD Index (XL group)



## P-Scores



## STRENGTHS AND WEAKNESSES

Strengths	Dimension	Rank	Value	Unit
Adopted ISO standards	Standards	1	22	Number
Number of recognised certificates (ISO)	Conformity	6	43,700	Number
Membership of ITU	Standards	7	26	Composite score
Weaknesses	Dimension	Rank	Value	Unit
Involvement in OIML project groups	Metrology	28	41	Composite score
Number of CMCs	Metrology	33	236	Number
Breadth of CMCs	Metrology	34	22	Number of types



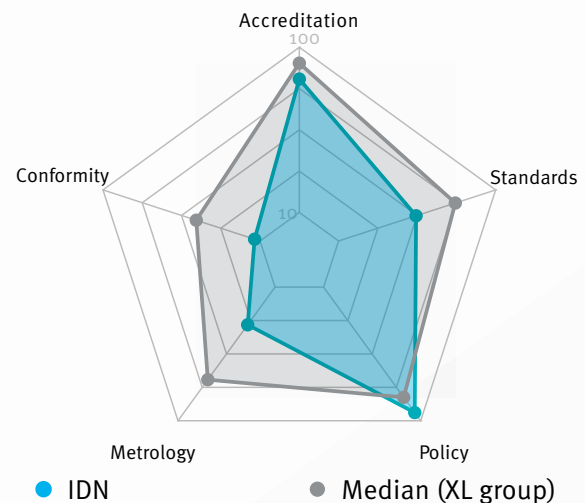
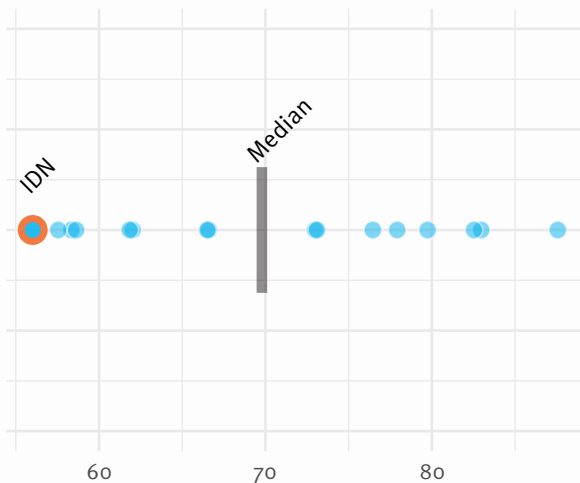
# INDONESIA

GDP GROUP RANK: 16/16 (XL)

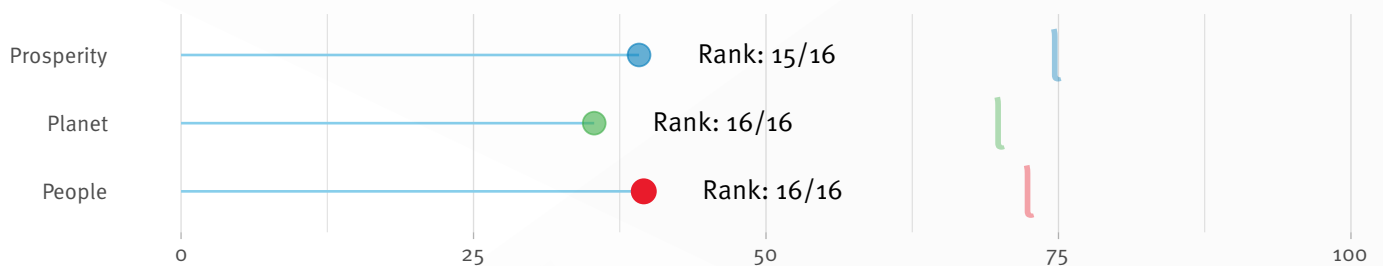
OVERALL RANK: 34/137

Region	Income group	GDP (USD Bn)	GDP per capita (USD)	Population (thou)
East Asia & Pacific	Lower middle	1,058	3,870	273,524

## QI4SD Index (XL group)



## P-Scores



Vertical lines represent in-group median scores. Ranks are within GDP group (XL)

## STRENGTHS AND WEAKNESSES

Strengths	Dimension	Rank	Value	Unit
Adopted ISO standards	Standards	17	16	Number of types
Membership of IQNet	Conformity	25	4	Number
Number of recognised certificates (ISO)	Conformity	29	8,810	Number

Weaknesses	Dimension	Rank	Value	Unit
Participation in IEC technical committees	Standards	48	78	Number
Number of recognised certificates (IQNet)	Conformity	52	367	Number
Membership of ITU	Standards	53	3	Composite score

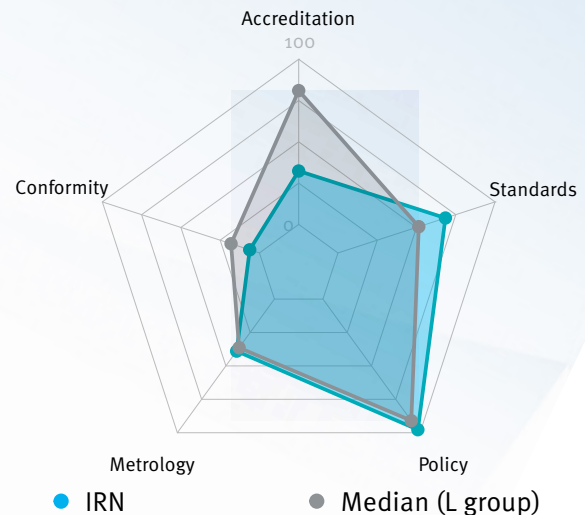
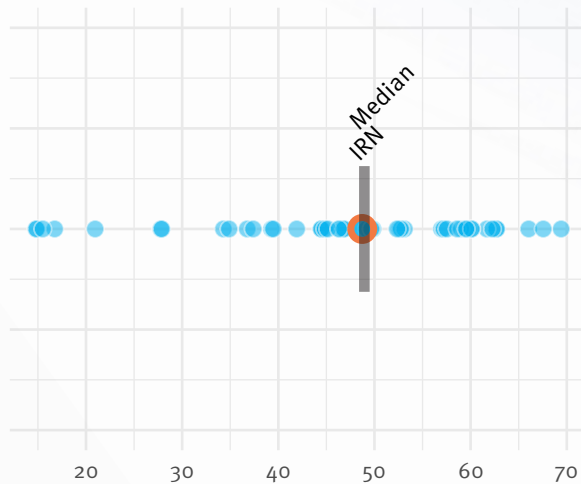


# IRAN

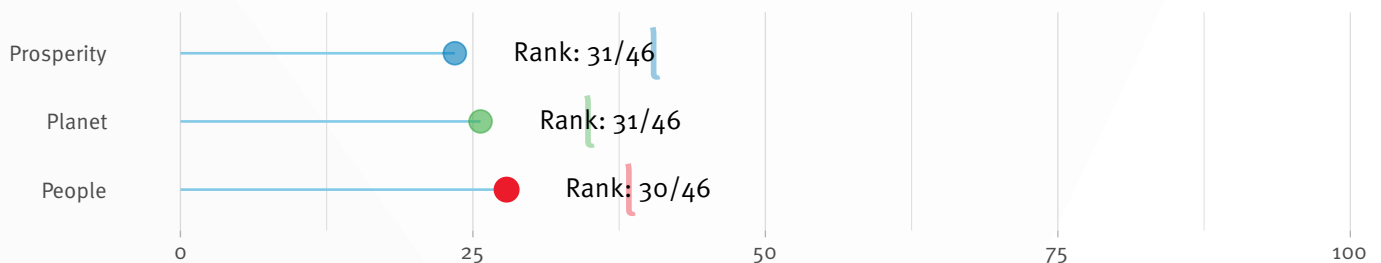
GDP GROUP RANK: 24/46 (L)  
OVERALL RANK: 43/137

Region	Income group	GDP (USD Bn)	GDP per capita (USD)	Population (thou)
Middle East & North Africa	Lower middle	192	2,283	83,993

## QI4SD Index (L group)



## P-Scores



Vertical lines represent in-group median scores. Ranks are within GDP group (L)

## STRENGTHS AND WEAKNESSES

Strengths	Dimension	Rank	Value	Unit
Adopted ISO standards	Standards	7	18	Number
Involvement in OIML project groups	Metrology	9	88	Composite score
Participation in ISO technical committees	Standards	15	990	Number

Weaknesses	Dimension	Rank	Value	Unit
Membership of IQNet	Conformity	46	2	Composite score
Scopes of IAF accreditation bodies	Accreditation	56	4	Number
Number of recognised certificates (ISO)	Conformity	56	3,010	Number

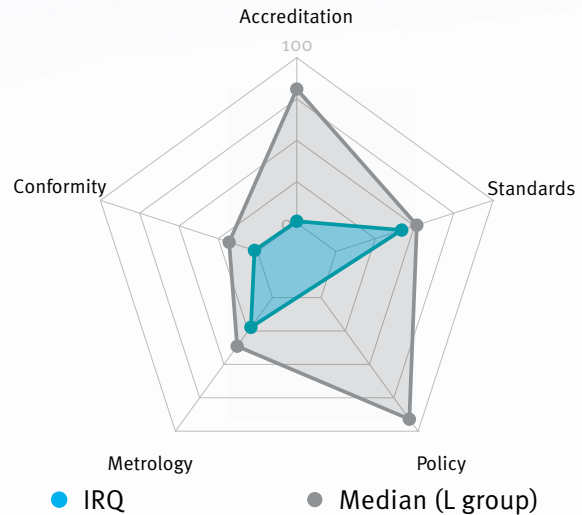
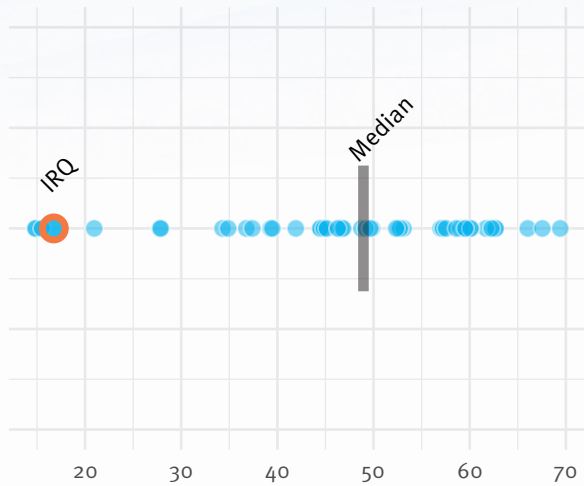


# IRAQ

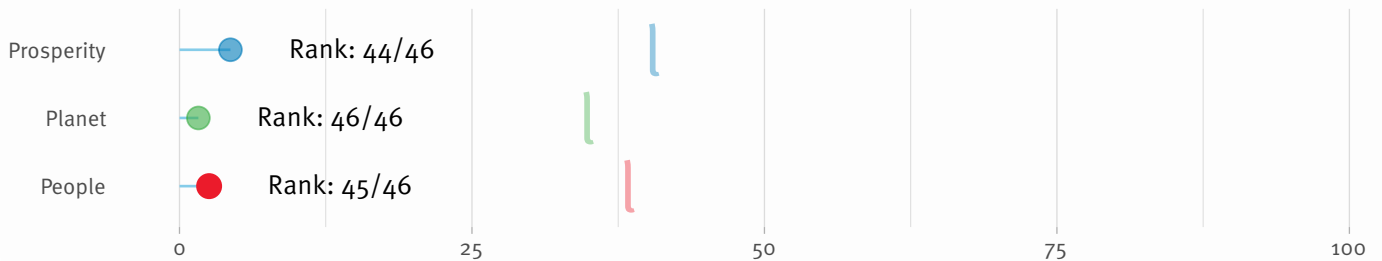
GDP GROUP RANK: 43/46 (L)  
OVERALL RANK:110/137

Region	Income group	GDP (USD Bn)	GDP per capita (USD)	Population (thou)
Middle East & North Africa	Upper middle	167	4,157	40,223

## QI4SD Index (L group)



## P-Scores



Vertical lines represent in-group median scores. Ranks are within GDP group (L)

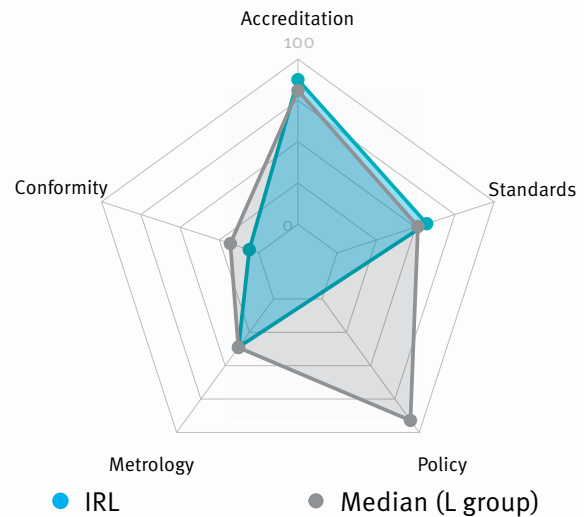
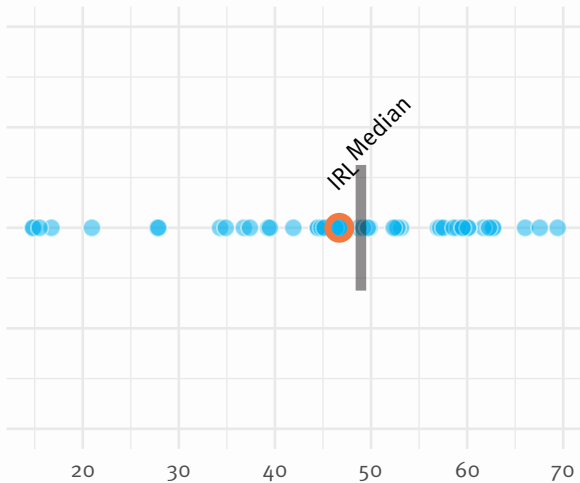
## STRENGTHS AND WEAKNESSES

Strengths	Dimension	Rank	Value	Unit
Number of recognised certificates (ISO)	Conformity	61	2,120	Number
Participation in IEC technical committees	Standards	62	8	Number
Membership of ITU	Standards	79	1	Composite score

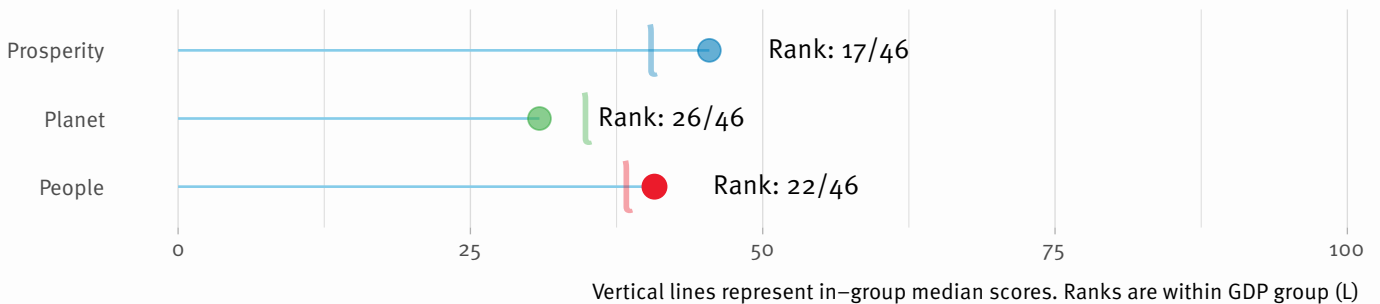
Weaknesses	Dimension	Rank	Value	Unit
Participation in ISO technical committees	Standards	93	45	Number
Participation in key and supplementary comparisons	Metrology	96	1	Number
Number of recognised certificates (IQNet)	Conformity	120	2	Number

Region	Income group	GDP (USD Bn)	GDP per capita (USD)	Population (thou)
Europe & Central Asia	High	426	85,268	4,995

### QI4SD Index (L group)



### P-Scores



### STRENGTHS AND WEAKNESSES

Strengths	Dimension	Rank	Value	Unit
Scopes of IAF accreditation bodies	Accreditation	27	10	Number
Number of recognised certificates (ISO)	Conformity	28	9,100	Number
Participation in IEC technical committees	Standards	28	166	Number

Weaknesses	Dimension	Rank	Value	Unit
Participation in key and supplementary comparisons	Metrology	55	41	Number
Membership of ITU	Standards	68	2	Composite score
Number of recognised certificates (IQNet)	Conformity	69	154	Number

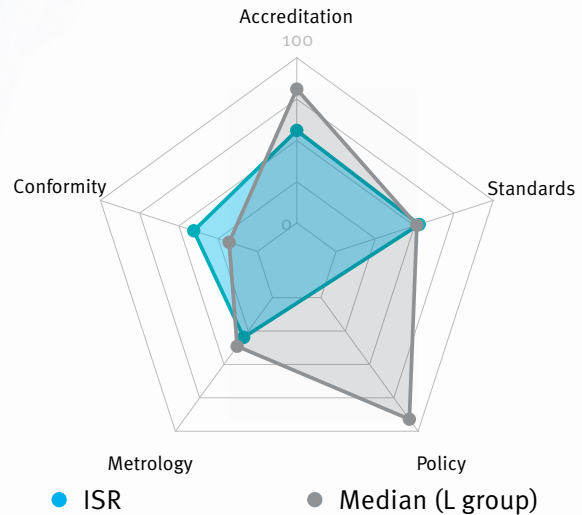
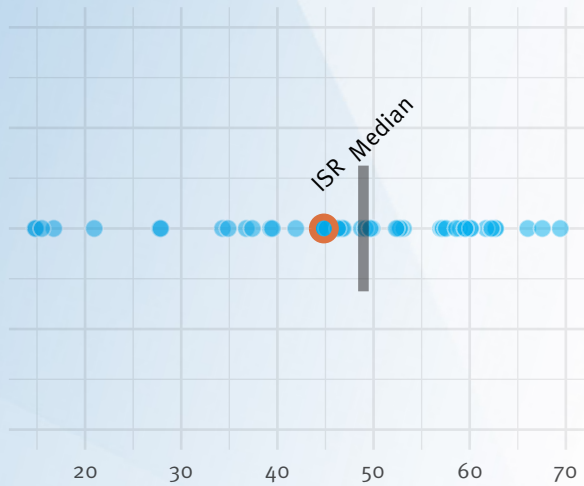


# ISRAEL

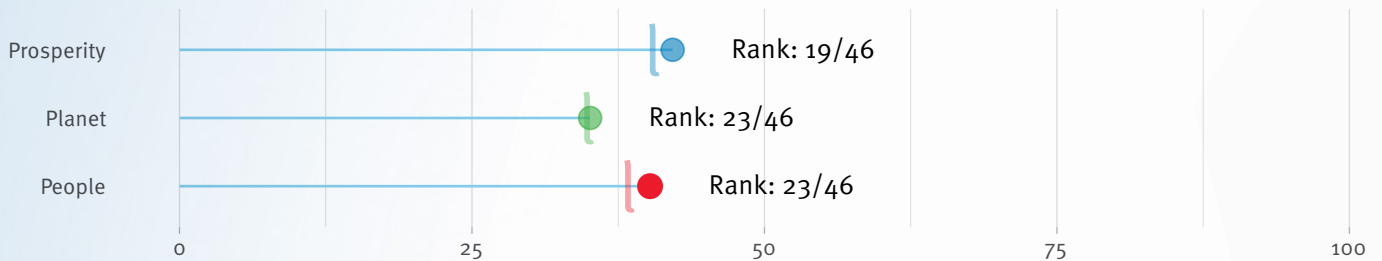
GDP GROUP RANK: 30/46 (L)  
OVERALL RANK: 51/137

Region	Income group	GDP (USD Bn)	GDP per capita (USD)	Population (thou)
Middle East & North Africa	High	402	43,611	9,217

## QI4SD Index (L group)



## P-Scores



Vertical lines represent in-group median scores. Ranks are within GDP group (L)

## STRENGTHS AND WEAKNESSES

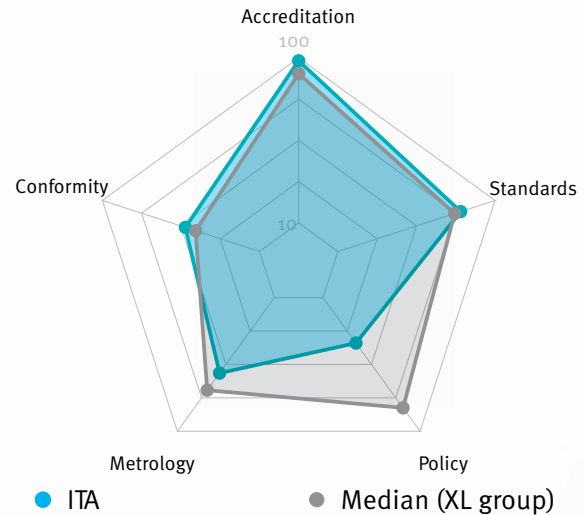
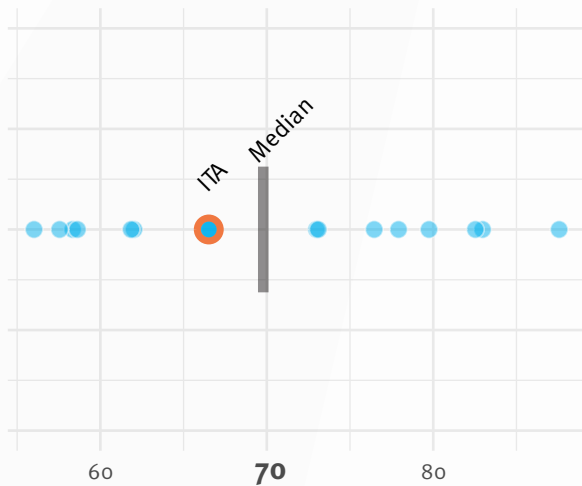
Strengths	Dimension	Rank	Value	Unit
Number of IECEE certificates recognised	Conformity	6	2,100	Number
Number of recognised certificates (IQNet)	Conformity	9	9,220	Number
Number of recognised certificates (ISO)	Conformity	16	14,600	Number

Weaknesses	Dimension	Rank	Value	Unit
Adopted ISO standards	Standards	51	1	Number
Involvement in OIML project groups	Metrology	61	170	Composite score
Participation in key and supplementary comparisons	Metrology	74	26	Number

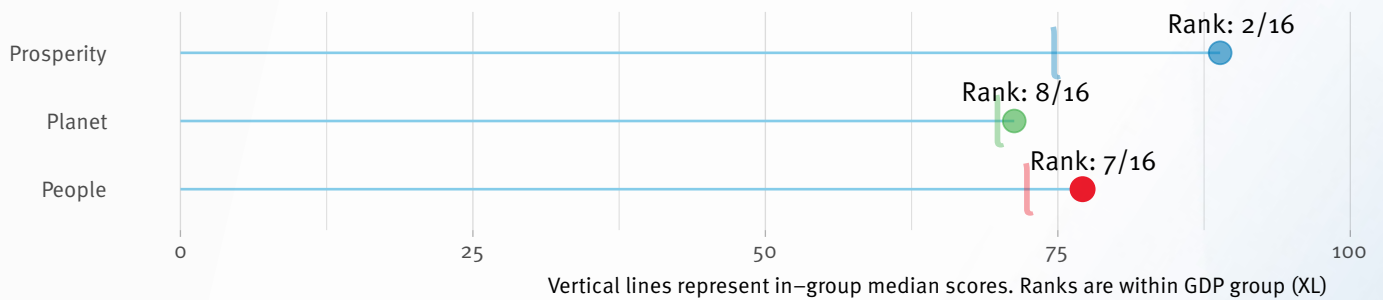


Region	Income group	GDP (USD Bn)	GDP per capita (USD)	Population (thou)
Europe & Central Asia	High	1,886	31,676	59,554

## QI4SD Index (XL group)



## P-Scores



## STRENGTHS AND WEAKNESSES

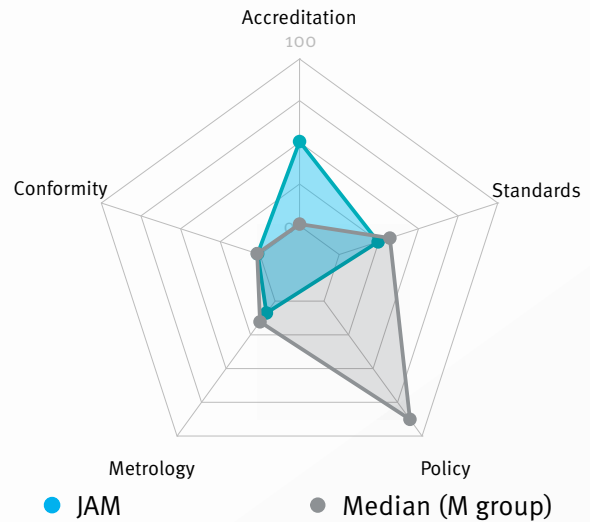
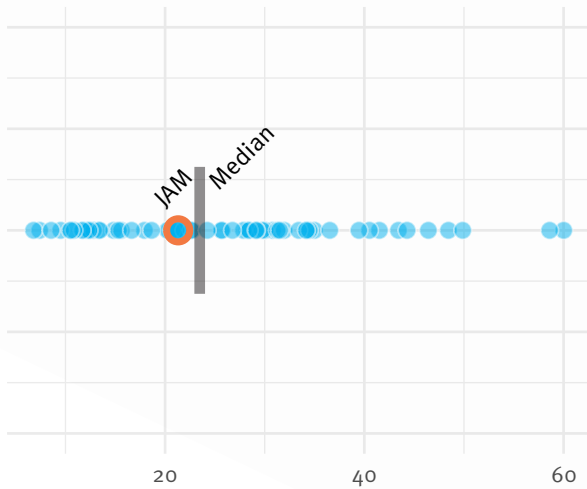
Strengths	Dimension	Rank	Value	Unit
Scopes of IAF accreditation bodies	Accreditation	2	14	Number
Number of recognised certificates (IQNet)	Conformity	2	47,300	Number
Number of recognised certificates (ISO)	Conformity	2	121,000	Number

Weaknesses	Dimension	Rank	Value	Unit
Number of CMCs	Metrology	17	443	Number
Number of IECEE certificates recognised	Conformity	27	18	Number
Involvement in OIML project groups	Metrology	37	16	Composite score

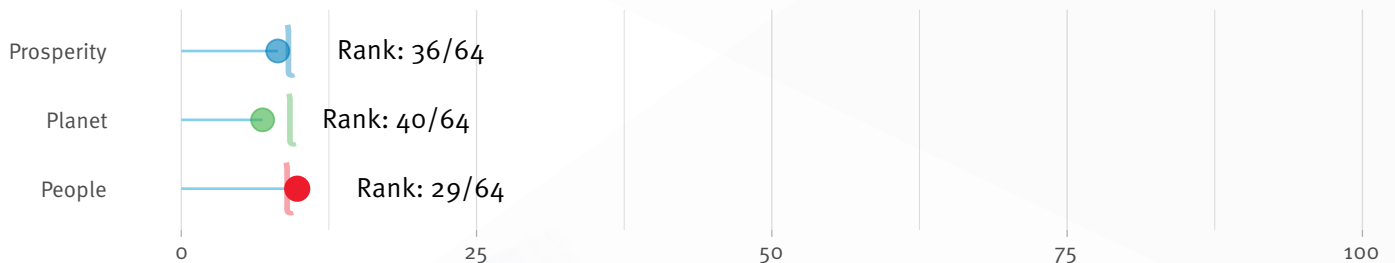


Region	Income group	GDP (USD Bn)	GDP per capita (USD)	Population (thou)
Latin America & Caribbean	Upper middle	14	4,665	2,961

## QI4SD Index (M group)



## P-Scores



Vertical lines represent in-group median scores. Ranks are within GDP group (M)

## STRENGTHS AND WEAKNESSES

Strengths	Dimension	Rank	Value	Unit
Adopted IEC standards	Standards	39	29	Number
Number of CMCs	Metrology	66	22	Number
Membership of ITU	Standards	68	2	Composite score

Weaknesses	Dimension	Rank	Value	Unit
Number of recognised certificates (ISO)	Conformity	78	993	Number
Participation in ISO technical committees	Standards	100	100	Number
Number of recognised certificates (IQNet)	Conformity	120	120	Number



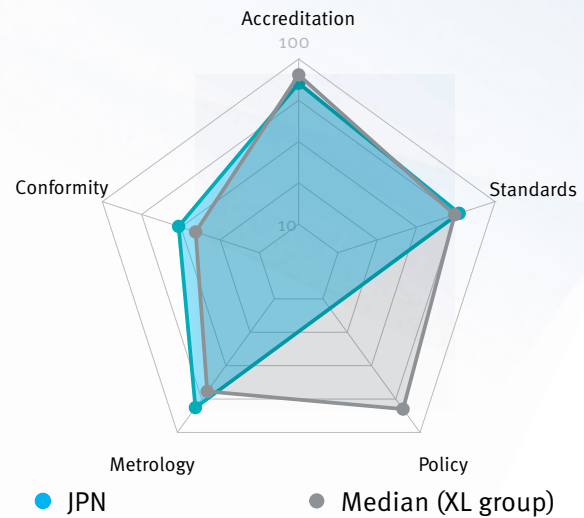
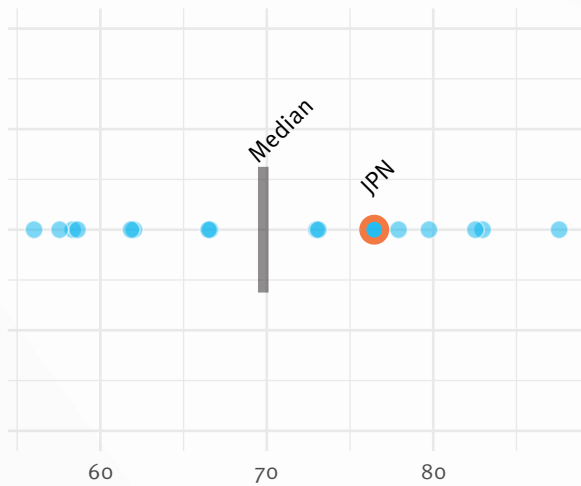
# JAPAN

GDP GROUP RANK: 6/16 (XL)

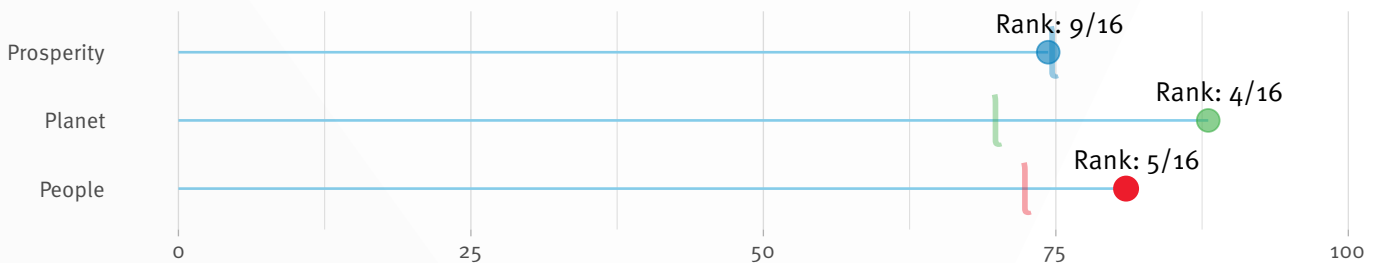
OVERALL RANK: 6/137

Region	Income group	GDP (USD Bn)	GDP per capita (USD)	Population (thou)
Europe & Central Asia	High	4,975	39,539	125,836

## QI4SD Index (XL group)



## P-Scores



Vertical lines represent in-group median scores. Ranks are within GDP group (XL)

## STRENGTHS AND WEAKNESSES

Strengths	Dimension	Rank	Value	Unit
Participation in BIPM Consultative Committees	Metrology	1	20	Number
Involvement in OIML project groups	Metrology	3	99	Composite score
Participation in IEC technical committees	Standards	3	344	Number

Weaknesses	Dimension	Rank	Value	Unit
OIML-CS - number of services recognised	Metrology	23	7	Number
Scopes of IAF accreditation bodies	Accreditation	44	7	Number
Adopted ISO standards	Standards	74	6	Number

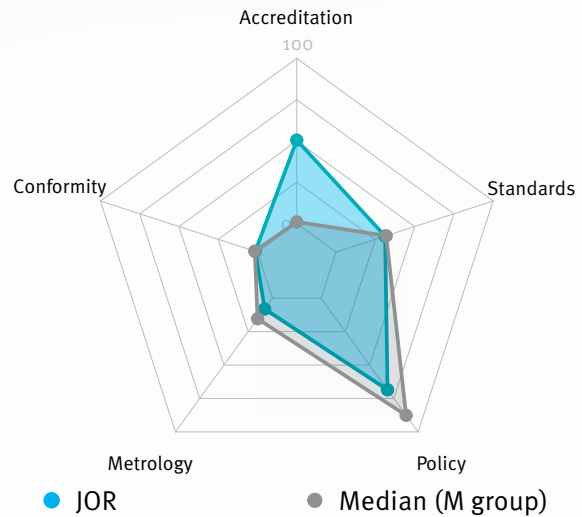
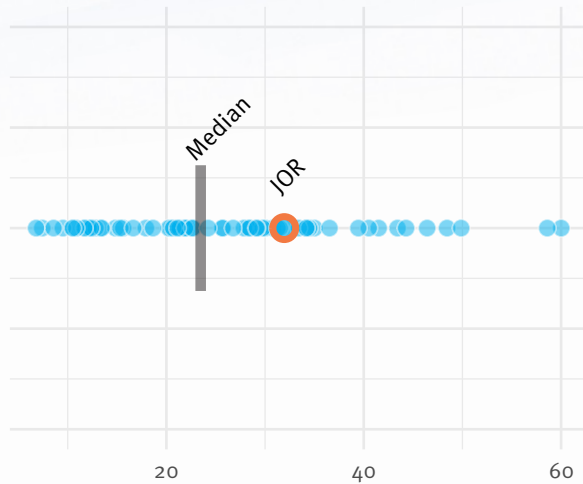


# JORDAN

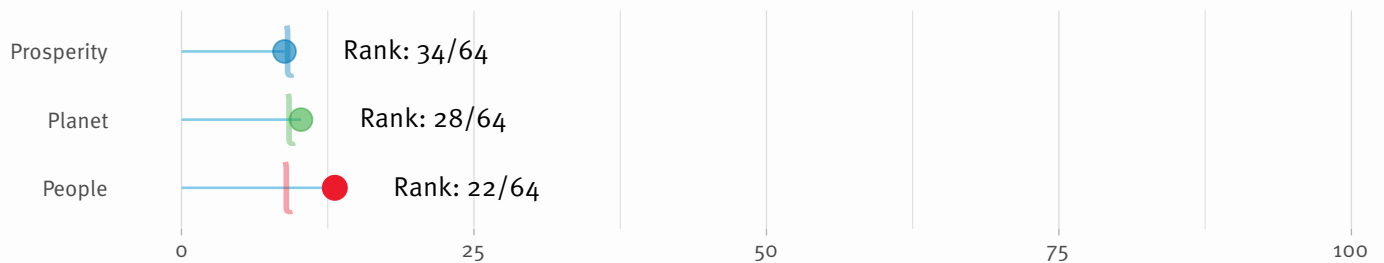
GDP GROUP RANK: 17/64 (M)  
OVERALL RANK: 72/137

Region	Income group	GDP (USD Bn)	GDP per capita (USD)	Population (thou)
Middle East & North Africa	Upper middle	44	4,283	10,203

## QI4SD Index (M group)



## P-Scores



Vertical lines represent in-group median scores. Ranks are within GDP group (M)

## STRENGTHS AND WEAKNESSES

Strengths	Dimension	Rank	Value	Unit
Adopted IEC standards	Standards	25	74	Number of types
Membership of ITU	Standards	53	3	Number
Participation in IEC technical committees	Standards	71	4	Number

Weaknesses	Dimension	Rank	Value	Unit
Adopted ISO standards	Standards	75	5	Number
Number of recognised certificates (ISO)	Conformity	81	924	Number
Number of recognised certificates (IQNet)	Conformity	112	4	Number

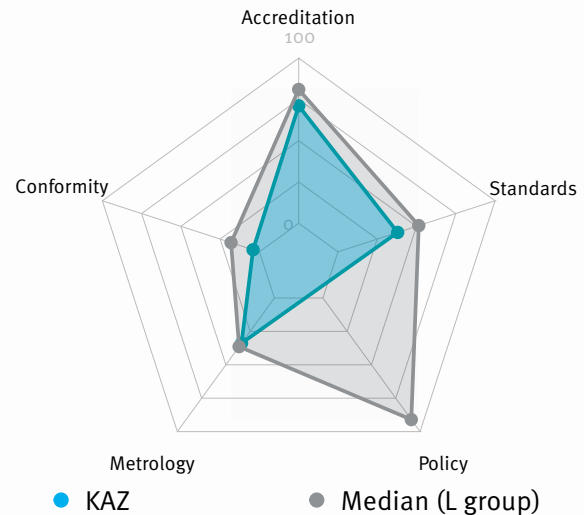
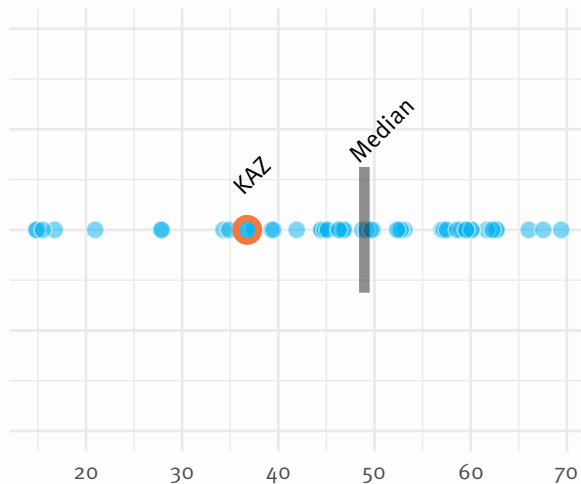


# KAZAKHSTAN

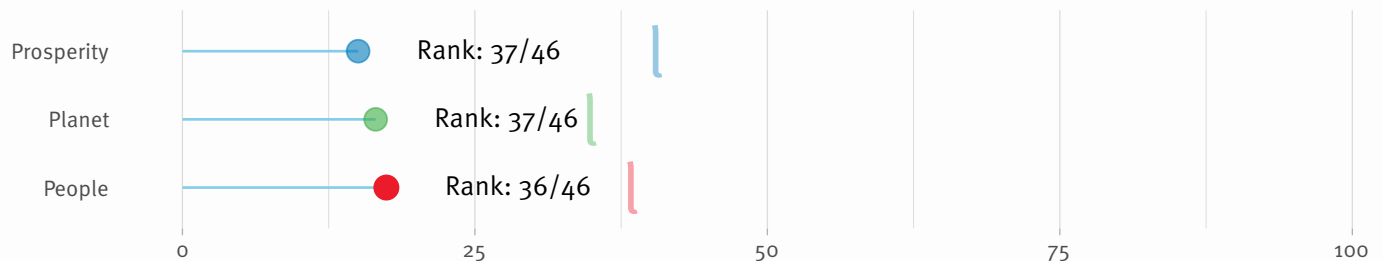
GDP GROUP RANK: 37/46 (L)  
OVERALL RANK: 63/137

Region	Income group	GDP (USD Bn)	GDP per capita (USD)	Population (thou)
Europe & Central Asia	Upper middle	170	9,056	18,754

## QI4SD Index (L group)



## P-Scores



Vertical lines represent in-group median scores. Ranks are within GDP group (L)

## STRENGTHS AND WEAKNESSES

Strengths	Dimension	Rank	Value	Unit
Membership of IQNet	Conformity	25	4	Composite score
Number of recognised certificates (IQNet)	Conformity	38	838	Number
Involvement in OIML project groups	Metrology	45	8	Composite score

Weaknesses	Dimension	Rank	Value	Unit
Number of CMCs	Metrology	56	69	Number
Participation in IEC technical committees	Standards	57	8	Number
Number of recognised certificates (ISO)	Conformity	96	624	Number

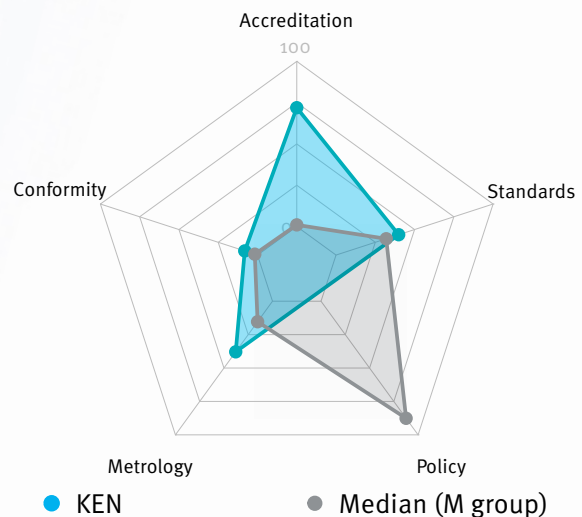
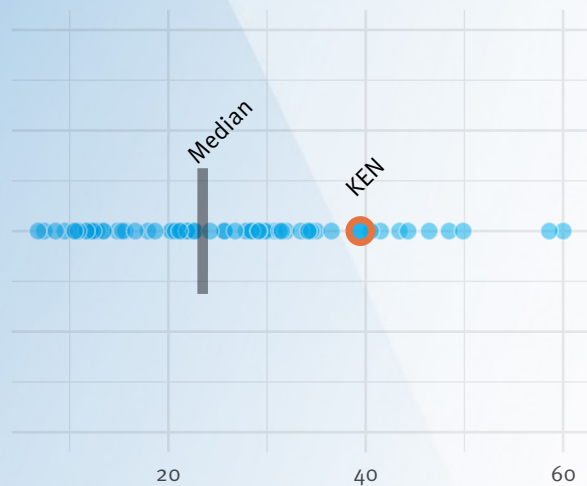


# KENYA

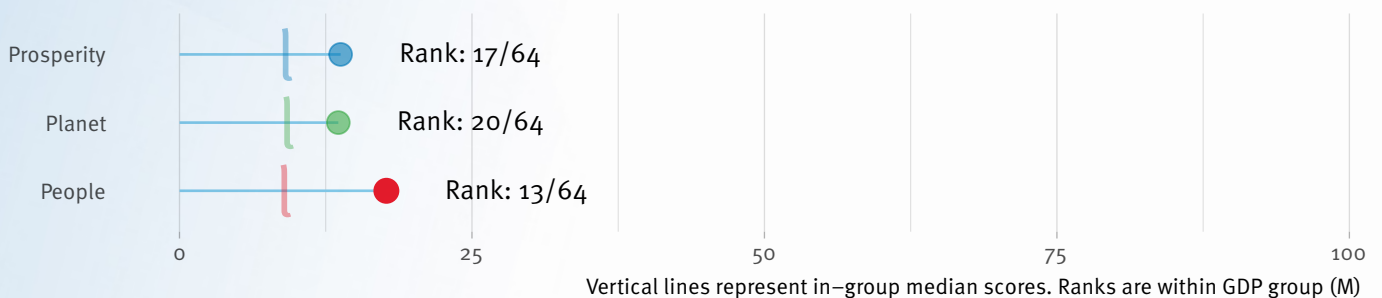
GDP GROUP RANK: 10/64 (M)  
OVERALL RANK: 60/137

Region	Income group	GDP (USD Bn)	GDP per capita (USD)	Population (thou)
Sub-Saharan Africa	Lower middle	99	1,838	53,771

## QI4SD Index (M group)



## P-Scores



## STRENGTHS AND WEAKNESSES

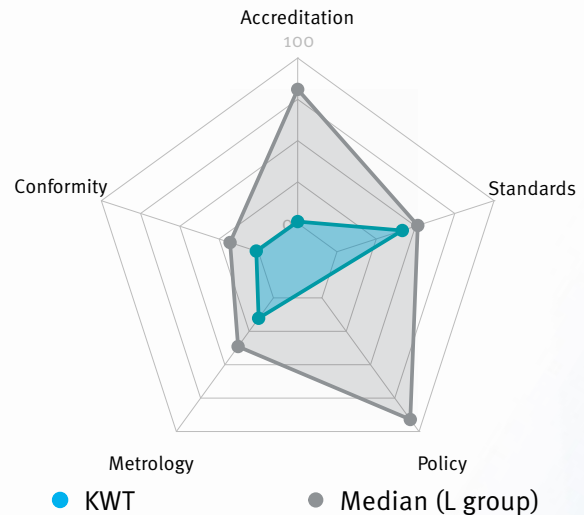
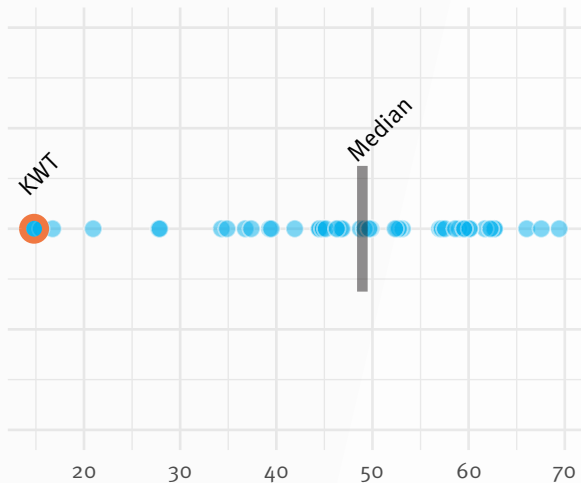
Strengths	Dimension	Rank	Value	Unit
OIML-CS - number of services recognised	Metrology	4	69	Number
Membership of ITU	Standards	33	6	Composite score
Participation in BIPM Consultative Committees	Metrology	36	2	Number

Weaknesses	Dimension	Rank	Value	Unit
Number of recognised certificates (ISO)	Conformity	63	2,090	Number
Number of CMCs	Metrology	65	25	Number
Number of recognised certificates (IQNet)	Conformity	106	10	Number

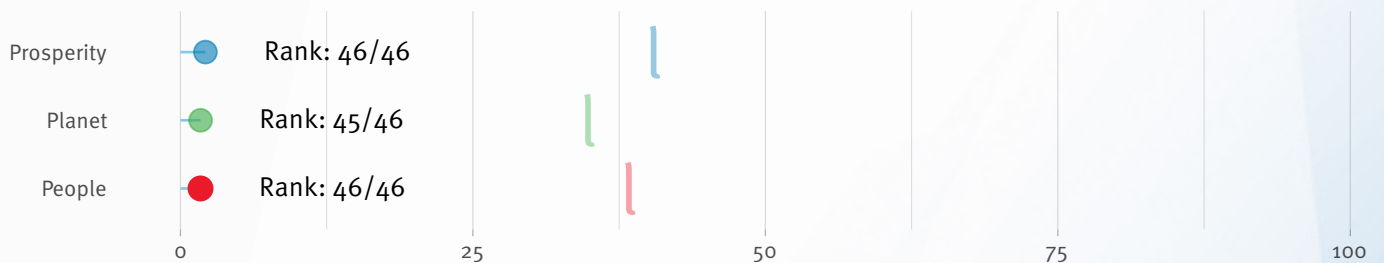


Region	Income group	GDP (USD Bn)	GDP per capita (USD)	Population (thou)
Middle East & North Africa	High	136	32,373	4,271

## QI4SD Index (L group)



## P-Scores



Vertical lines represent in-group median scores. Ranks are within GDP group (L)

## STRENGTHS AND WEAKNESSES

Strengths	Dimension	Rank	Value	Unit
Participation in IEC technical committees	Standards	63	14,600	Number
Membership of ITU	Standards	68	411	Composite score
Number of recognised certificates (ISO)	Conformity	84	10	Number

Weaknesses	Dimension	Rank	Value	Unit
Participation in key and supplementary comparisons	Metrology	89	4	Number
Participation in ISO technical committees	Standards	106	27	Number
Number of recognised certificates (IQNet)	Conformity	112	4	Number



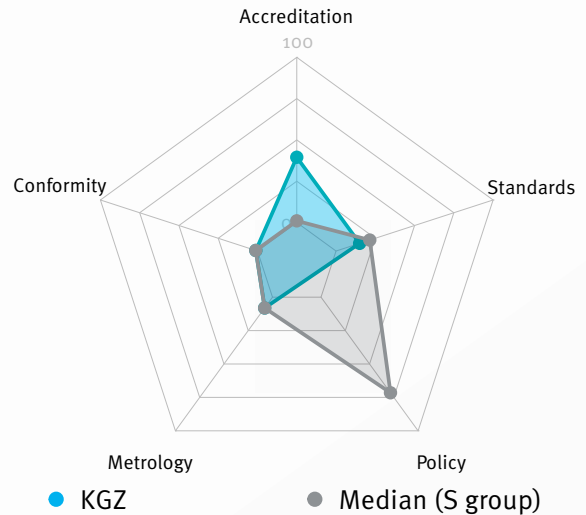
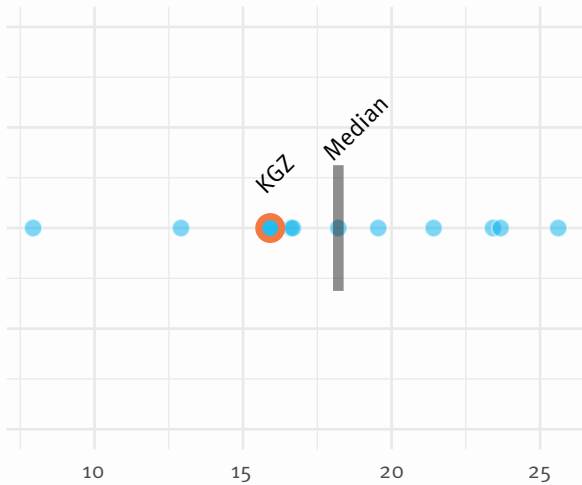
# KYRGYZSTAN

GDP GROUP RANK: 9/11 (S)

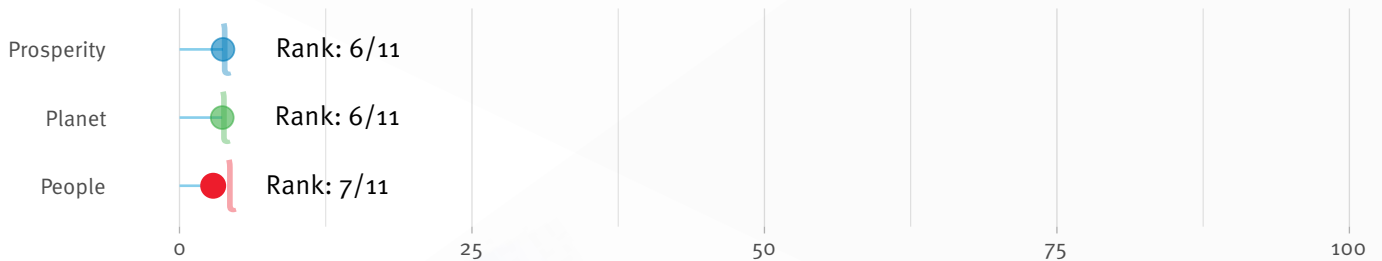
OVERALL RANK: 114/137

Region	Income group	GDP (USD Bn)	GDP per capita (USD)	Population (thou)
Europe & Central Asia	Lower middle	347	1,174	6,592

## QI4SD Index (S group)



## P-Scores



Vertical lines represent in-group median scores. Ranks are within GDP group (S)

## STRENGTHS AND WEAKNESSES

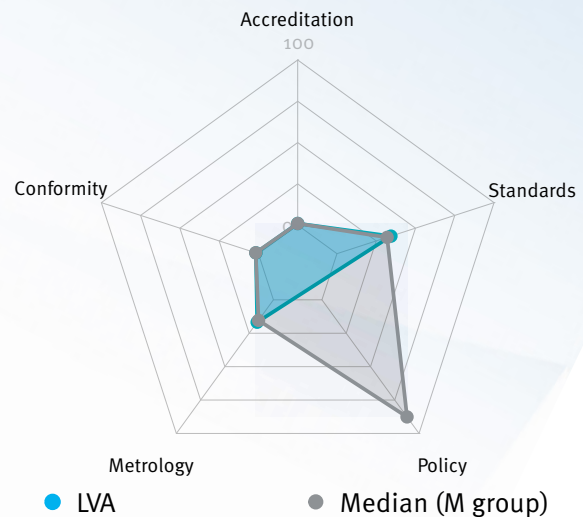
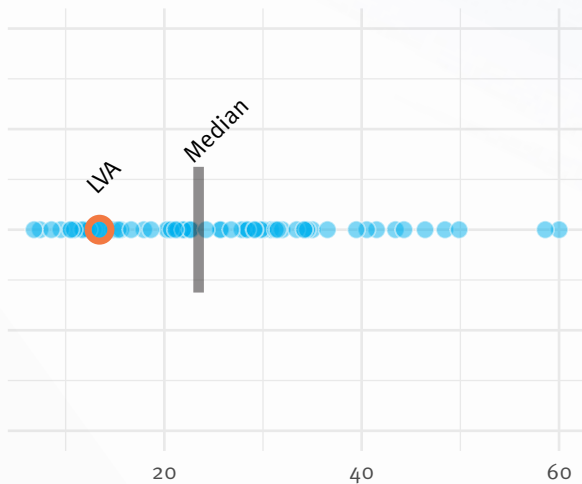
Strengths	Dimension	Rank	Value	Unit
Adopted IEC standards	Standards	46	7	Number
Number of recognised certificates (IQNet)	Conformity	110	6	Number
Number of recognised certificates (ISO)	Conformity	126	115	Number

Weaknesses	Dimension	Rank	Value	Unit
Number of recognised certificates (IQNet)	Conformity	110	6	Number
Number of recognised certificates (ISO)	Conformity	126	115	Number
Participation in ISO technical committees	Standards	130	6	Number

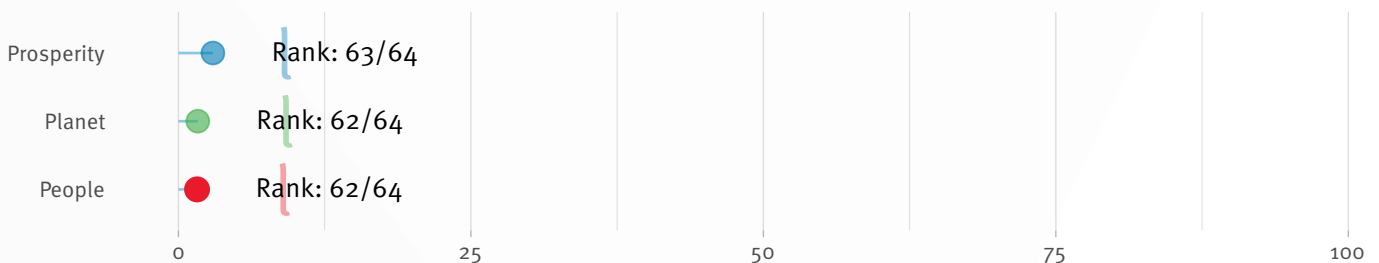


Region	Income group	GDP (USD Bn)	GDP per capita (USD)	Population (thou)
Europe & Central Asia	High	34	17,620	1,902

## QI4SD Index (M group)



## P-Scores



Vertical lines represent in-group median scores. Ranks are within GDP group (M)

## STRENGTHS AND WEAKNESSES

Strengths	Dimension	Rank	Value	Unit
OIML-CS - number of services recognised	Metrology	25	6	Number
Involvement in OIML project groups	Metrology	61	1	Composite score
Breadth of CMCs	Metrology	65	3	Number of types

Weaknesses	Dimension	Rank	Value	Unit
Number of recognised certificates (ISO)	Conformity	76	1,240	Number
Number of recognised certificates (IQNet)	Conformity	91	34	Number
Participation in ISO technical committees	Standards	104	28	Number

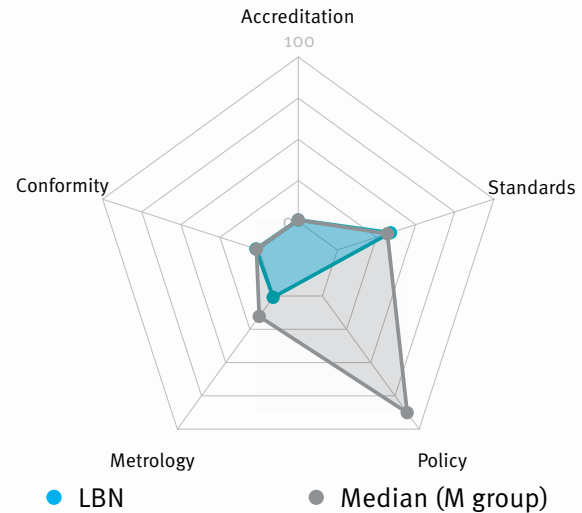
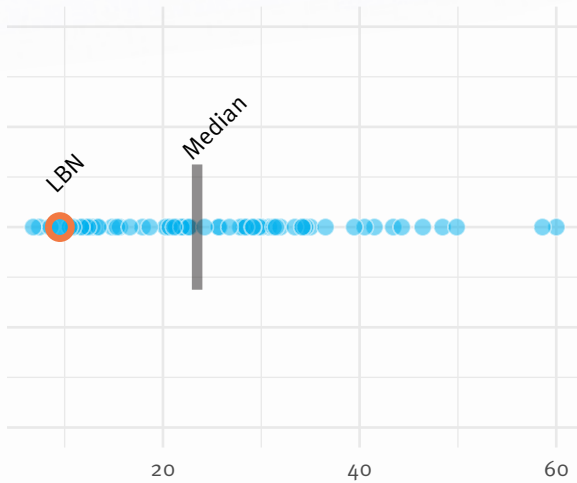


# LEBANON

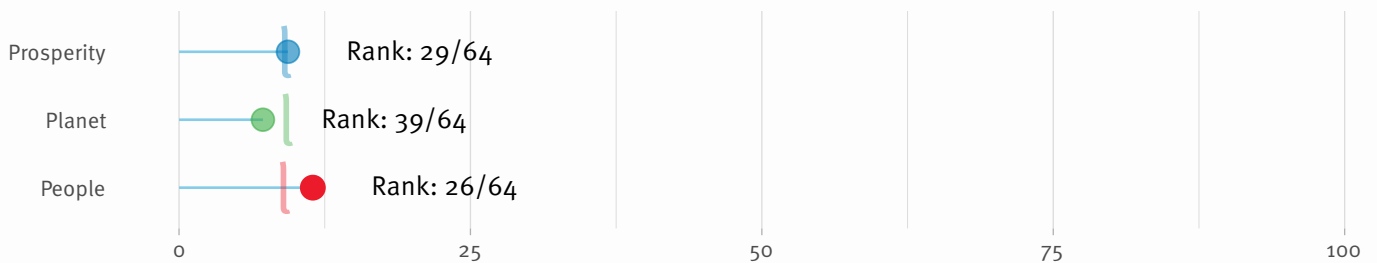
GDP GROUP RANK: 61/64 (M)  
OVERALL RANK: 133/137

Region	Income group	GDP (USD Bn)	GDP per capita (USD)	Population (thou)
Middle East & North Africa	Upper middle	33	4,891	6,825

## QI4SD Index (M group)



## P-Scores



Vertical lines represent in-group median scores. Ranks are within GDP group (M)

## STRENGTHS AND WEAKNESSES

Strengths	Dimension	Rank	Value	Unit
Adopted IEC standards	Standards	14	30	Number
Membership of ITU	Standards	29	298	Composite score
Membership of IQNet	Conformity	30	4	Composite score

Weaknesses	Dimension	Rank	Value	Unit
Number of recognised certificates (IQNet)	Conformity	90	39	Number
Participation in ISO technical committees	Standards	94	44	Number
Number of recognised certificates (ISO)	Conformity	95	636	Number

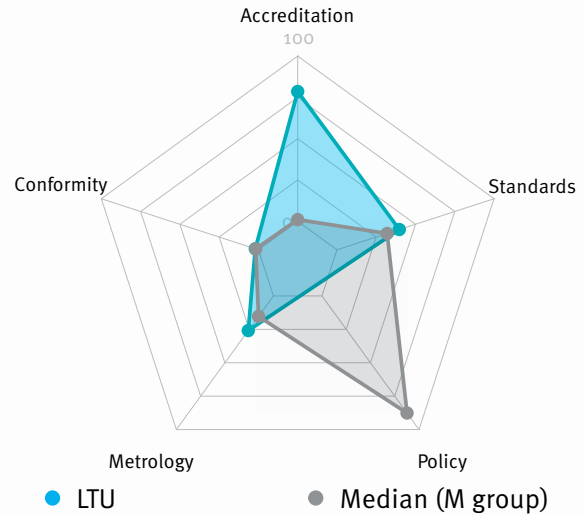
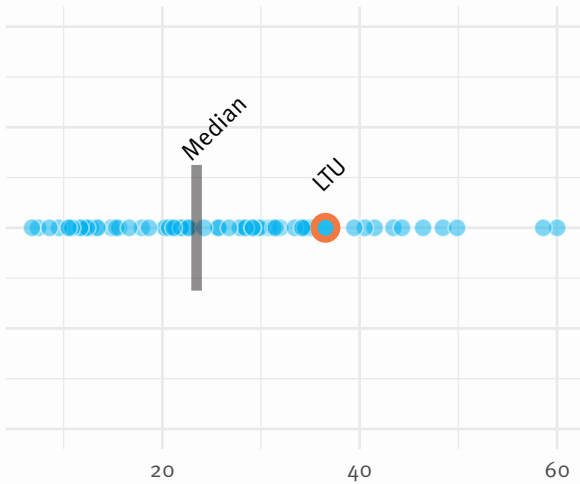


# LITHUANIA

GDP GROUP RANK: 11/64 (M)  
OVERALL RANK: 64/137

Region	Income group	GDP (USD Bn)	GDP per capita (USD)	Population (thou)
Europe & Central Asia	High	56	19,998	2,795

## QI4SD Index (M group)



## P-Scores



Vertical lines represent in-group median scores. Ranks are within GDP group (M)

## STRENGTHS AND WEAKNESSES

Strengths	Dimension	Rank	Value	Unit
Adopted ISO standards	Standards	37	13	Number
Scopes of IAF accreditation bodies	Accreditation	38	7	Number
Involvement in OIML project groups	Metrology	47	7	Composite score
Weaknesses	Dimension	Rank	Value	Unit
Participation in ISO technical committees	Standards	80	89	Number
Number of recognised certificates (IQNet)	Conformity	84	61	Number
Membership of ITU	Standards	99	0	Composite score

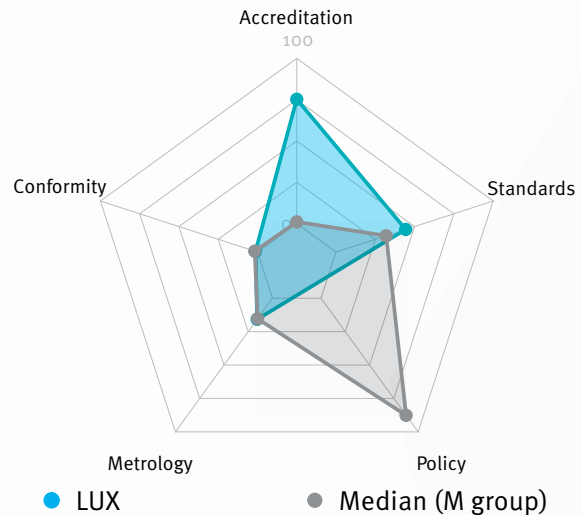
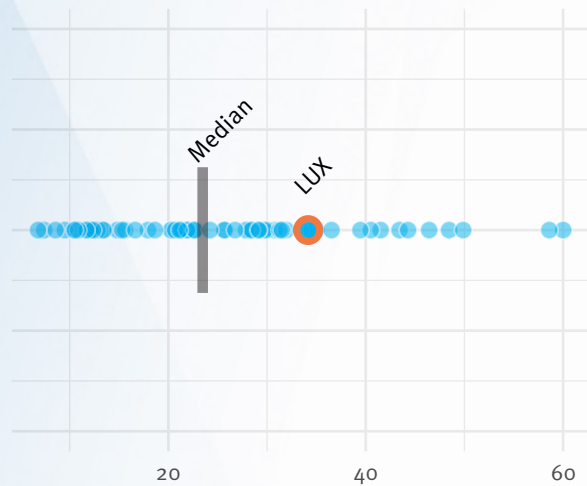


# LUXEMBOURG

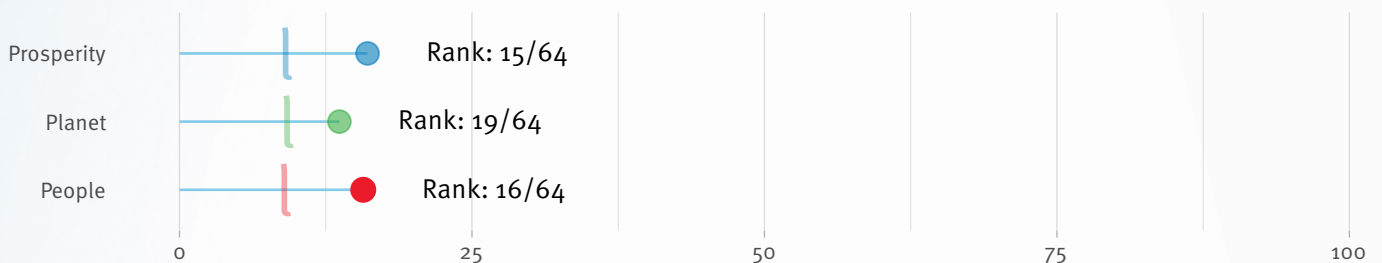
GDP GROUP RANK: 15/64 (M)  
OVERALL RANK: 70/137

Region	Income group	GDP (USD Bn)	GDP per capita (USD)	Population (thou)
Europe & Central Asia	High	73	115,874	632

## QI4SD Index (M group)



## P-Scores



Vertical lines represent in-group median scores. Ranks are within GDP group (M)

## STRENGTHS AND WEAKNESSES

Strengths	Dimension	Rank	Value	Unit
Scopes of IAF accreditation bodies	Accreditation	50	5	Number
Participation in IEC technical committees	Standards	54	17	Number
Participation in ISO technical committees	Standards	58	195	Number

Weaknesses	Dimension	Rank	Value	Unit
Membership of ITU	Standards	79	1	Composite score
Participation in key and supplementary comparisons	Metrology	85	5	Number
Number of recognised certificates (ISO)	Conformity	107	362	Number



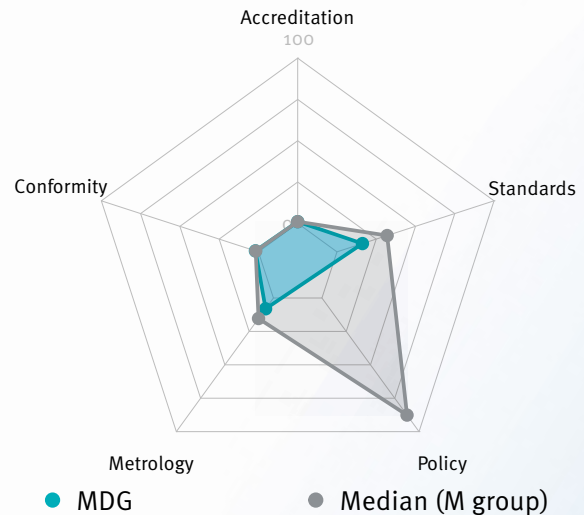
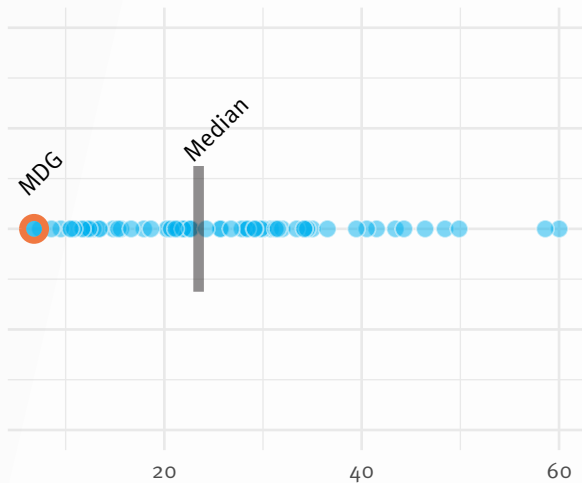
# MADAGASCAR

GDP GROUP RANK: 64/64 (M)

OVERALL RANK: 137/137

Region	Income group	GDP (USD Bn)	GDP per capita (USD)	Population (thou)
Sub-Saharan Africa	Low	14	495	27,691

## QI4SD Index (M group)



## P-Scores



Vertical lines represent in-group median scores. Ranks are within GDP group (M)

## STRENGTHS AND WEAKNESSES

Strengths	Dimension	Rank	Value	Unit
Adopted IEC standards	Standards	36	46	Number
Membership of IQNet	Conformity	57	1	Composite score
Number of recognised certificates (ISO)	Conformity	77	1,210	Number

Weaknesses	Dimension	Rank	Value	Unit
Number of recognised certificates (ISO)	Conformity	77	1,210	Number
Number of recognised certificates (IQNet)	Conformity	124	1	Number
Participation in ISO technical committees	Standards	127	7	Number



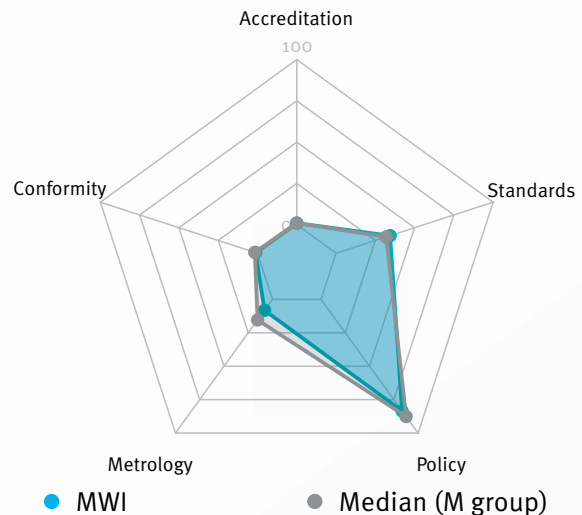
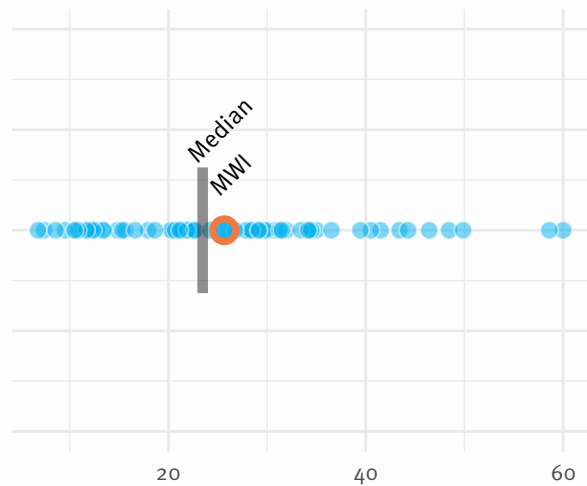
# MALAWI

GDP GROUP RANK: 31/64 (M)

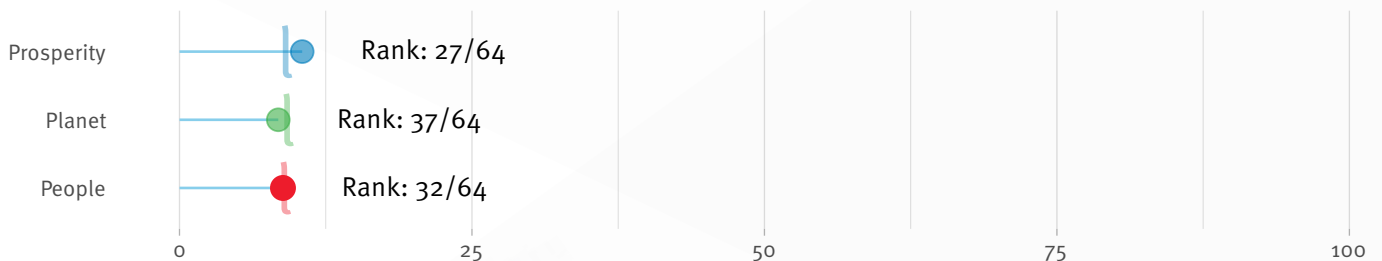
OVERALL RANK: 88/137

Region	Income group	GDP (USD Bn)	GDP per capita (USD)	Population (thou)
Sub-Saharan Africa	Low	12	625	19,130

## QI4SD Index (M group)



## P-Scores



Vertical lines represent in-group median scores. Ranks are within GDP group (M)

## STRENGTHS AND WEAKNESSES

Strengths	Dimension	Rank	Value	Unit
Adopted IEC standards	Standards	10	276	Number
Adopted ISO standards	Standards	48	11	Number
Involvement in OIML project groups	Metrology	61	1	Composite score

Weaknesses	Dimension	Rank	Value	Unit
Number of recognised certificates (ISO)	Conformity	99	563	Number
Participation in ISO technical committees	Standards	109	109	Number
Number of recognised certificates (IQNet)	Conformity	120	120	Number

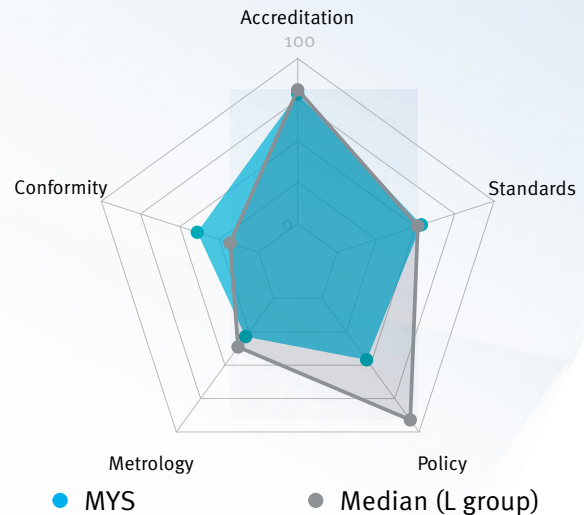
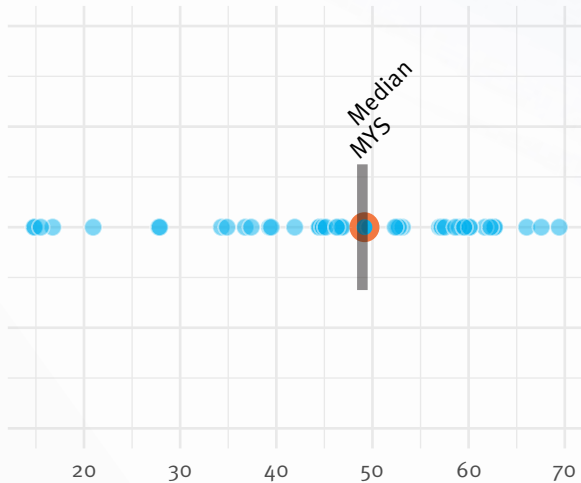


# MALAYSIA

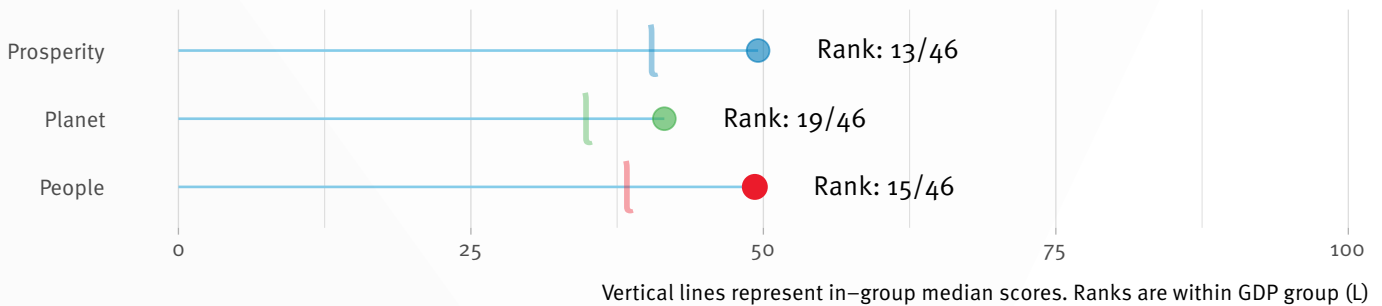
GDP GROUP RANK: 223/46 (L)  
OVERALL RANK: 42/137

Region	Income group	GDP (USD Bn)	GDP per capita (USD)	Population (thou)
East Asia & Pacific	Upper middle	337	10,402	32,366

## QI4SD Index (L group)



## P-Scores



## STRENGTHS AND WEAKNESSES

Strengths	Dimension	Rank	Value	Unit
Number of IECEE certificates recognised	Conformity	9	1,600	Number
Number of recognised certificates (IQNet)	Conformity	10	9,080	Number
Membership of IQNet	Conformity	16	6	Composite score
Weaknesses	Dimension	Rank	Value	Unit
Scopes of IAF accreditation bodies	Accreditation	38	7	Number
Number of CMCs	Metrology	44	124	Number
Adopted ISO standards	Standards	55	9	Number



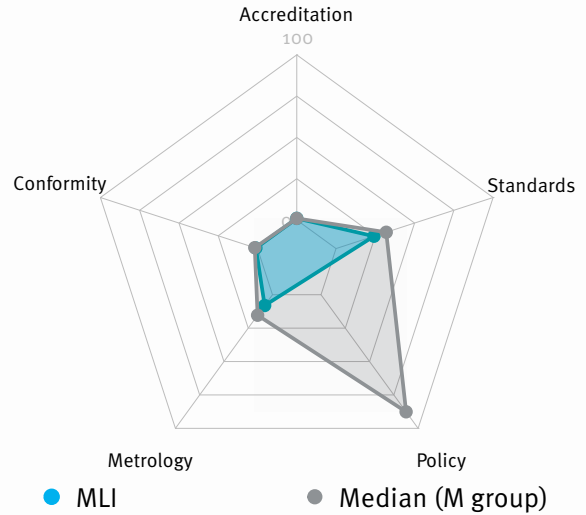
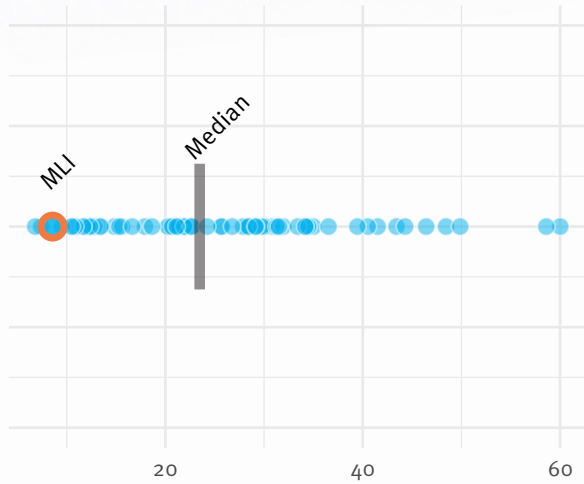
# MALI

GDP GROUP RANK: 62/64 (M)

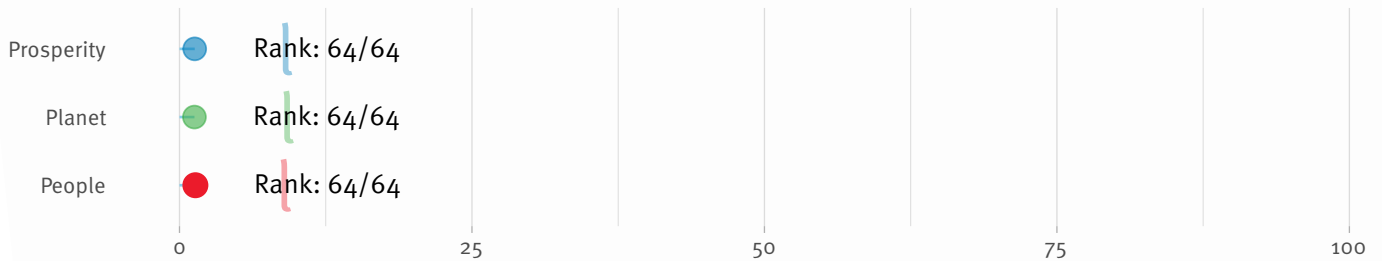
OVERALL RANK: 134/137

Region	Income group	GDP (USD Bn)	GDP per capita (USD)	Population (thou)
Sub-Saharan Africa	Low	17	859	20,251

## QI4SD Index (M group)



## P-Scores



Vertical lines represent in-group median scores. Ranks are within GDP group (M)

## STRENGTHS AND WEAKNESSES

Strengths	Dimension	Rank	Value	Unit
Adopted IEC standards	Standards	44	12	Number
Membership of ITU	Standards	53	3	Composite score
Participation in ISO technical committees	Standards	98	38	Number

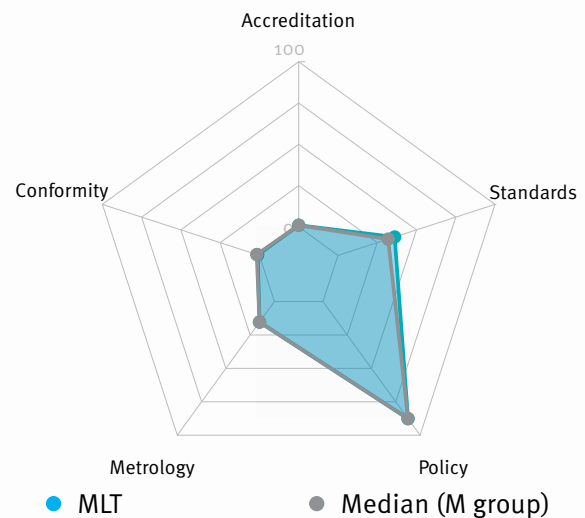
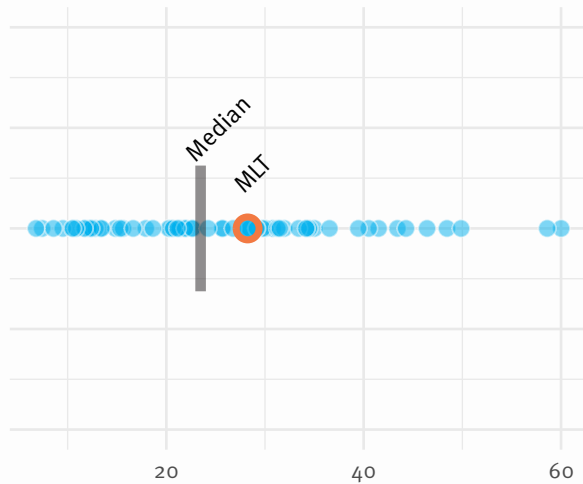
Weaknesses	Dimension	Rank	Value	Unit
Participation in ISO technical committees	Standards	98	38	Number
Number of recognised certificates (IQNet)	Conformity	109	7	Number
Number of recognised certificates (ISO)	Conformity	134	43	Number



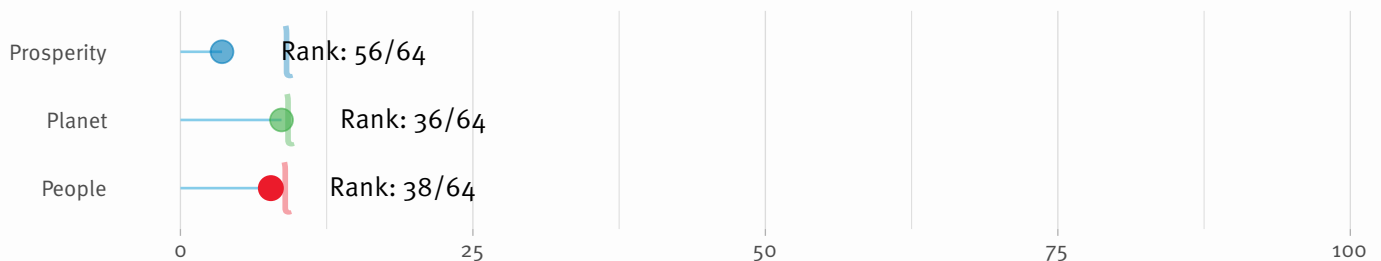


Region	Income group	GDP (USD Bn)	GDP per capita (USD)	Population (thou)
Middle East & North Africa	High	15	27,885	525

## QI4SD Index (M group)



## P-Scores



Vertical lines represent in-group median scores. Ranks are within GDP group (M)

## STRENGTHS AND WEAKNESSES

Strengths	Dimension	Rank	Value	Unit
Adopted ISO standards	Standards	55	9	Number
Participation in key and supplementary comparisons	Metrology	81	8	Number
Participation in ISO technical committees	Standards	84	76	Number

Weaknesses	Dimension	Rank	Value	Unit
Participation in ISO technical committees	Standards	84	76	Number
Number of recognised certificates (IQNet)	Conformity	100	17	Number
Number of recognised certificates (ISO)	Conformity	114	269	Number



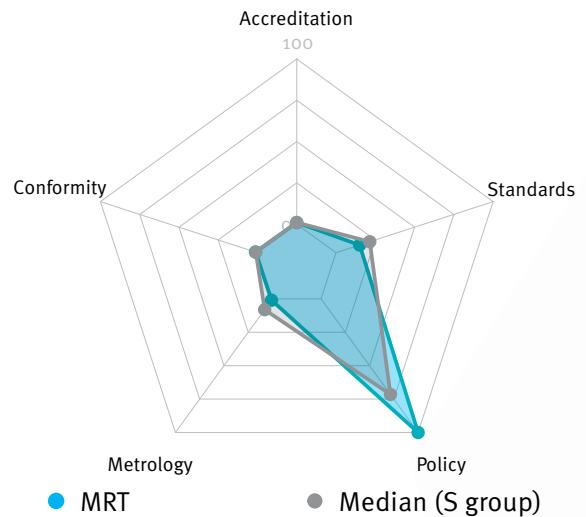
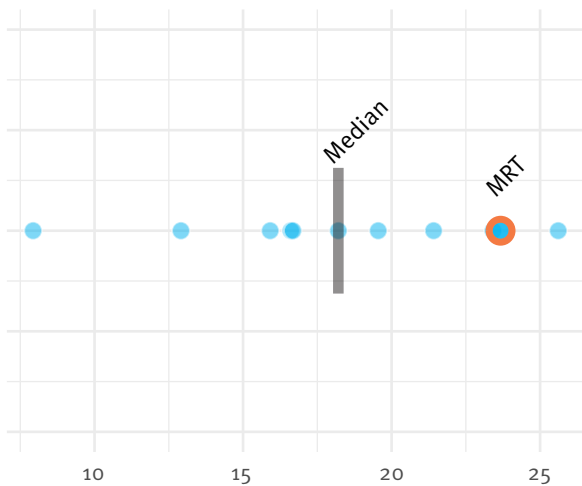
# MAURITANIA

GDP GROUP RANK: 2/11 (S)

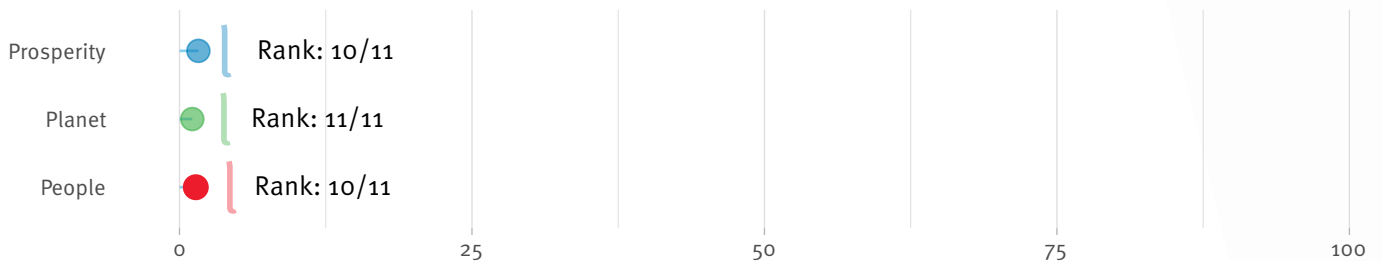
OVERALL RANK: 2/11 (S)

Region	Income group	GDP (USD Bn)	GDP per capita (USD)	Population (thou)
Sub-Saharan Africa	Lower middle	8	1,673	4,650

## QI4SD Index (S group)



## P-Scores



Vertical lines represent in-group median scores. Ranks are within GDP group (S)

## STRENGTHS AND WEAKNESSES

Strengths	Dimension	Rank	Value	Unit
Membership of ITU	Standards	79	1	Composite score
Number of recognised certificates (ISO)	Conformity	92	688	Number
Participation in ISO technical committees	Standards	119	15	Number

Weaknesses	Dimension	Rank	Value	Unit
Number of recognised certificates (ISO)	Conformity	92	688	Number
Participation in ISO technical committees	Standards	119	15	Number
Number of recognised certificates (IQNet)	Conformity	120	2	Number

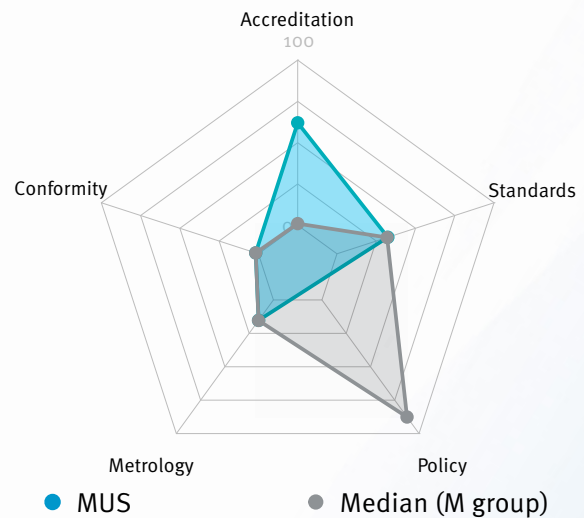
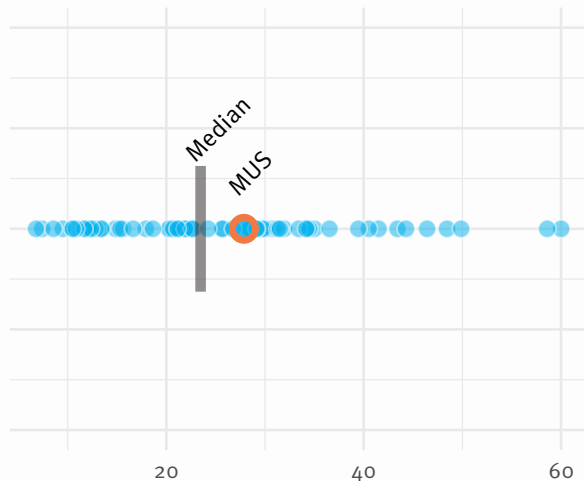


# MAURITIUS

GDP GROUP RANK: 28/64 (M)  
OVERALL RANK: 84/137

Region	Income group	GDP (USD Bn)	GDP per capita (USD)	Population (thou)
Sub-Saharan Africa	Upper middle	11	8,623	1,266

## QI4SD Index (M group)



## P-Scores



Vertical lines represent in-group median scores. Ranks are within GDP group (M)

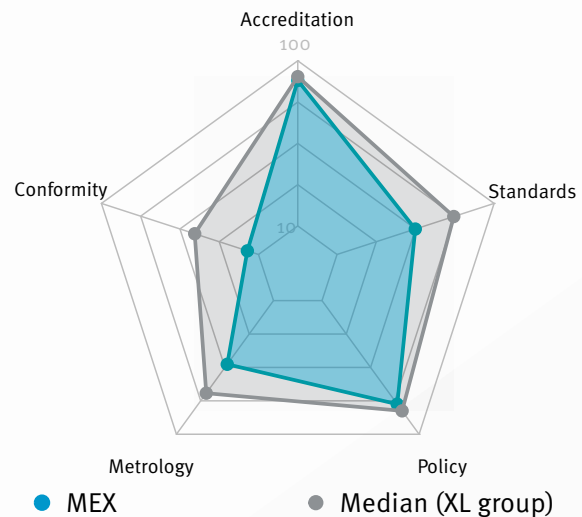
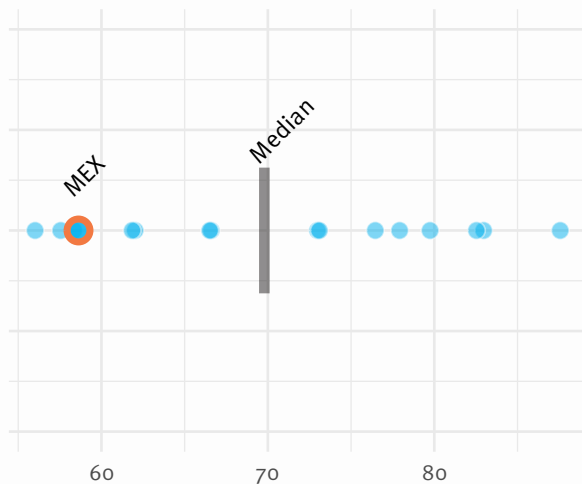
## STRENGTHS AND WEAKNESSES

Strengths	Dimension	Rank	Value	Unit
Adopted ISO standards	Standards	17	16	Number
Adopted IEC standards	Standards	35	48	Number
Membership of IQNet	Conformity	57	1	Composite score

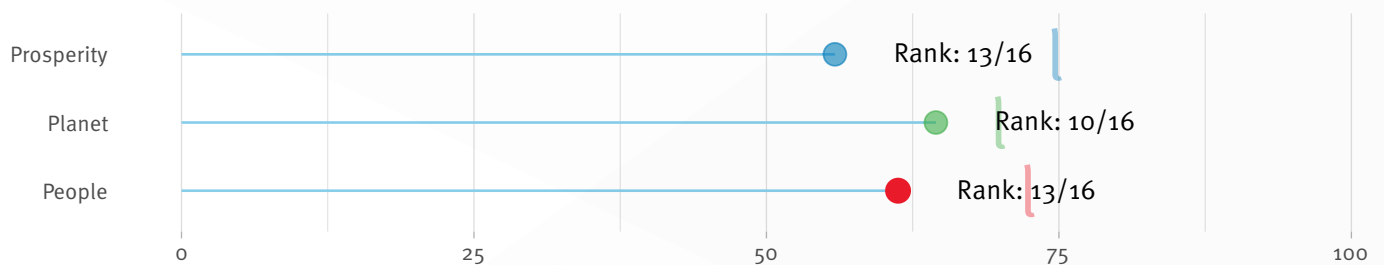
Weaknesses	Dimension	Rank	Value	Unit
Participation in key and supplementary comparisons	Metrology	85	5	Number
Number of recognised certificates (ISO)	Conformity	86	823	Number
Number of recognised certificates (IQNet)	Conformity	112	4	Number

Region	Income group	GDP (USD Bn)	GDP per capita (USD)	Population (thou)
Latin America & Caribbean	Upper middle	1,076	8,347	128,933

## QI4SD Index (XL group)



## P-Scores



Vertical lines represent in-group median scores. Ranks are within GDP group (XL)

## STRENGTHS AND WEAKNESSES

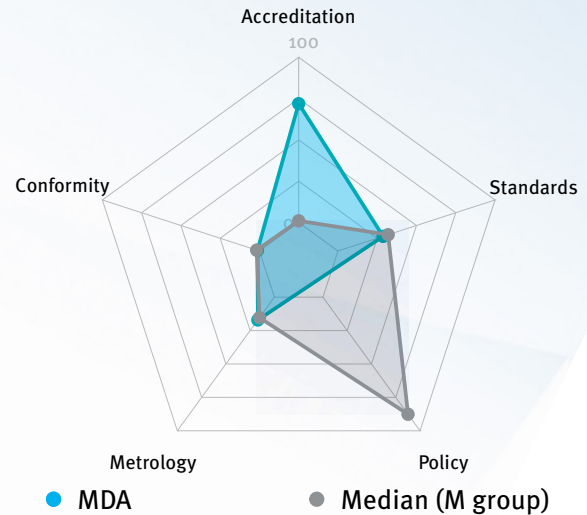
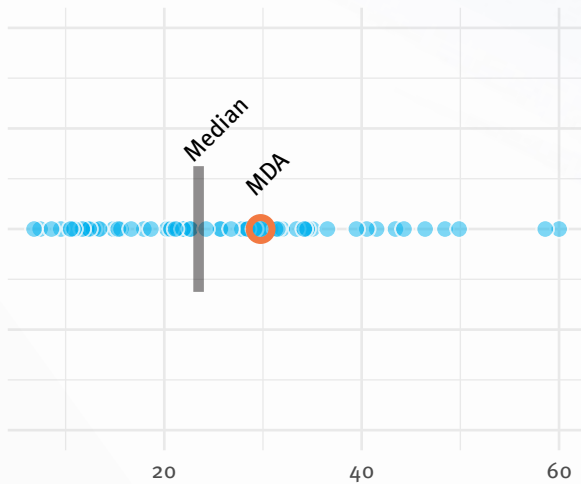
Strengths	Dimension	Rank	Value	Unit
Number of CMCs	Metrology	9	783	Number
Breadth of CMCs	Metrology	10	37	Number of types
Participation in key and supplementary comparisons	Metrology	12	354	Number

Weaknesses	Dimension	Rank	Value	Unit
Number of recognised certificates (IQNet)	Conformity	29	1,620	Number
Participation in IEC technical committees	Standards	39	114	Number
Participation in ISO technical committees	Standards	52	225	Number




Region	Income group	GDP (USD Bn)	GDP per capita (USD)	Population (thou)
Europe & Central Asia	Upper middle	12	4,551	2,618

## QI4SD Index (M group)



## P-Scores



Vertical lines represent in-group median scores. Ranks are within GDP group (M)

## STRENGTHS AND WEAKNESSES

Strengths	Dimension	Rank	Value	Unit
Adopted IEC standards	Standards	22	91	Number
Adopted ISO standards	Standards	37	13	Number
Number of CMCs	Metrology	51	76	Number

Weaknesses	Dimension	Rank	Value	Unit
Membership of ITU	Standards	79	1	Composite score
Participation in ISO technical committees	Standards	94	44	Number
Number of recognised certificates (ISO)	Conformity	127	110	Number

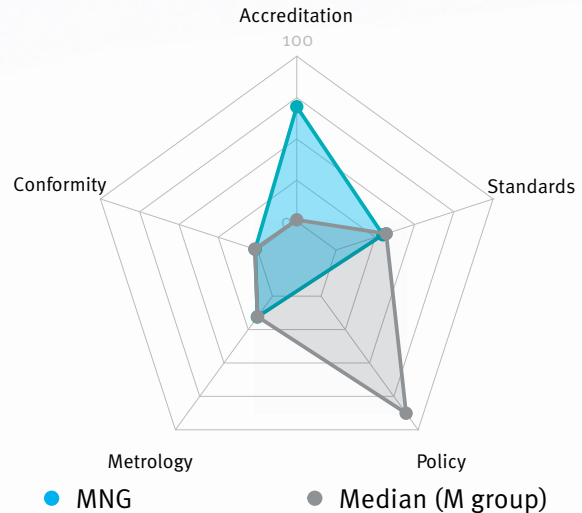
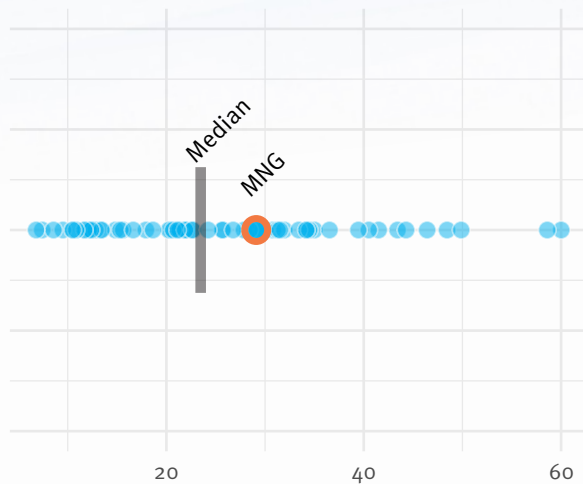


# MONGOLIA

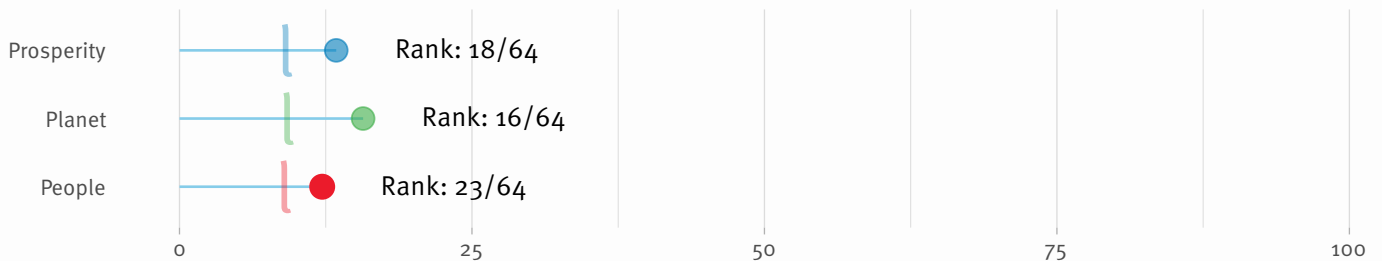
GDP GROUP RANK: 24/64 (M)  
OVERALL RANK: 79/137

Region	Income group	GDP (USD Bn)	GDP per capita (USD)	Population (thou)
East Asia & Pacific	Lower middle	13	4,007	3,278

## QI4SD Index (M group)



## P-Scores



Vertical lines represent in-group median scores. Ranks are within GDP group (M)

## STRENGTHS AND WEAKNESSES

Strengths	Dimension	Rank	Value	Unit
Adopted IEC standards	Standards	21	108	Number
Participation in ISO technical committees	Standards	45	287	Number
Membership of ITU	Standards	53	3	Composite score

Weaknesses	Dimension	Rank	Value	Unit
Participation in key and supplementary comparisons	Metrology	81	8	Number
Number of recognised certificates (IQNet)	Conformity	108	8	Number
Number of recognised certificates (ISO)	Conformity	118	211	Number



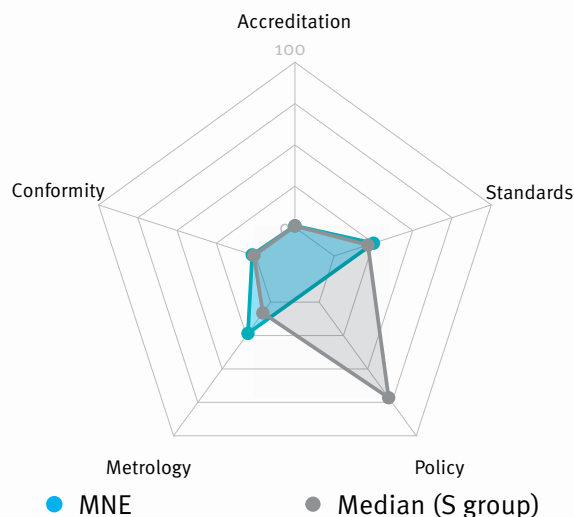
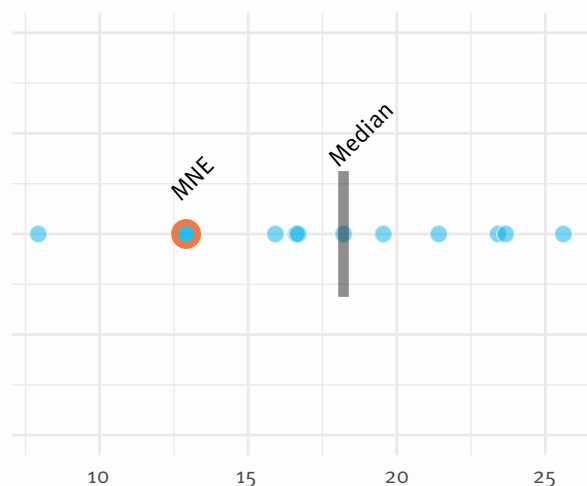
# MONTENEGRO

GDP GROUP RANK: 10/11 (S)

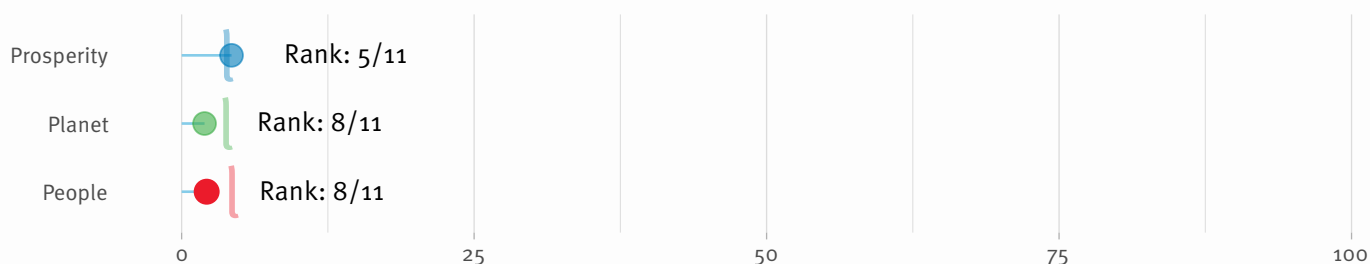
OVERALL RANK: 123/137

Region	Income group	GDP (USD Bn)	GDP per capita (USD)	Population (thou)
Europe & Central Asia	Upper middle	5	7,686	622

## QI4SD Index (S group)



## P-Scores



Vertical lines represent in-group median scores. Ranks are within GDP group (S)

## STRENGTHS AND WEAKNESSES

Strengths	Dimension	Rank	Value	Unit
Number of recognised certificates (IQNet)	Conformity	36	46	Number
Breadth of CMCs	Metrology	57	1	Number of types
Number of CMCs	Metrology	77	1,210	Number

Weaknesses	Dimension	Rank	Value	Unit
Participation in key and supplementary comparisons	Metrology	72	16	Number
Participation in ISO technical committees	Standards	88	17	Number
Number of recognised certificates (ISO)	Conformity	108	308	Number



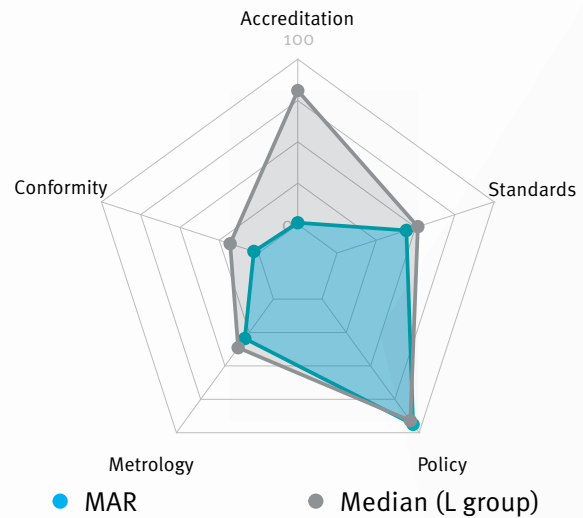
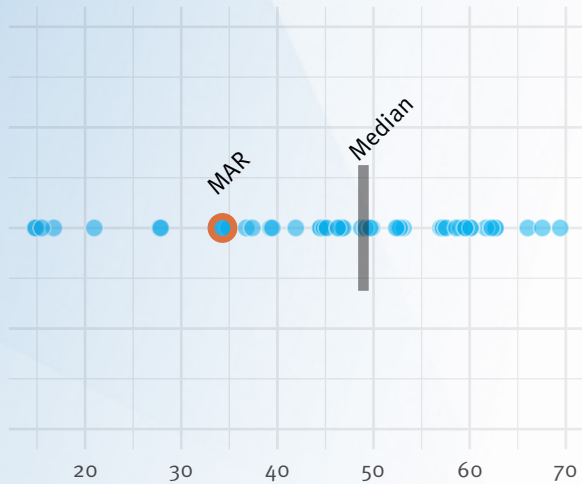
# MOROCCO

GDP GROUP RANK: 39/46 (L)

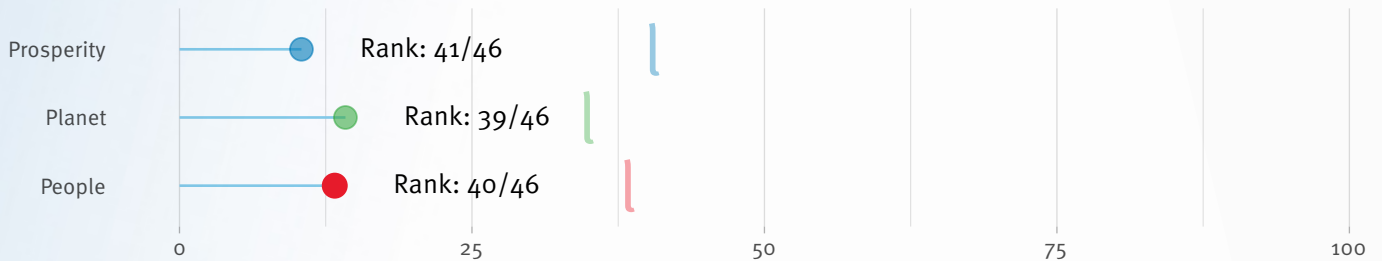
OVERALL RANK: 68/137

Region	Income group	GDP (USD Bn)	GDP per capita (USD)	Population (thou)
Middle East & North Africa	Lower middle	113	3,009	36,911

## QI4SD Index (L group)



## P-Scores



Vertical lines represent in-group median scores. Ranks are within GDP group (L)

## STRENGTHS AND WEAKNESSES

Strengths	Dimension	Rank	Value	Unit
Adopted ISO standards	Standards	7	18	Number
Membership of IQNet	Conformity	31	3	Composite score
Membership of ITU	Standards	53	3	Composite score

Weaknesses	Dimension	Rank	Value	Unit
Number of recognised certificates (ISO)	Conformity	74	1,310	Number
Number of CMCs	Metrology	79	1	Number
Participation in key and supplementary comparisons	Metrology	89	4	Number



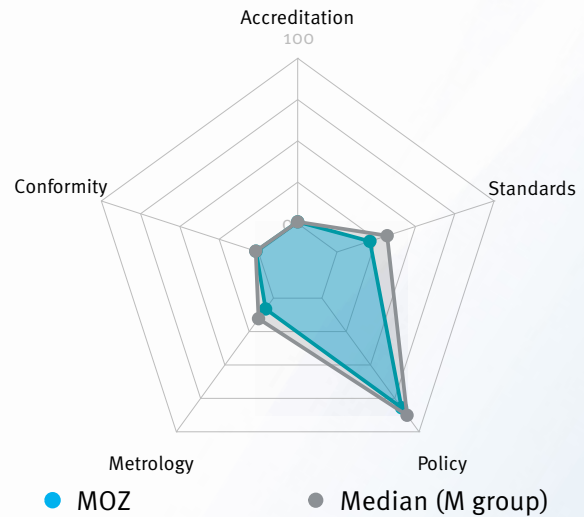
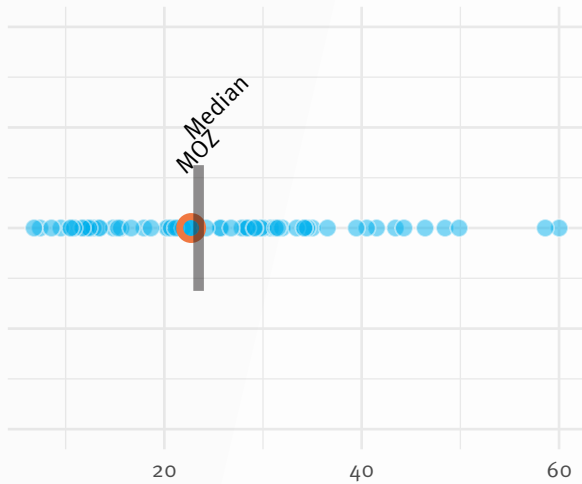


# MOZAMBIQUE

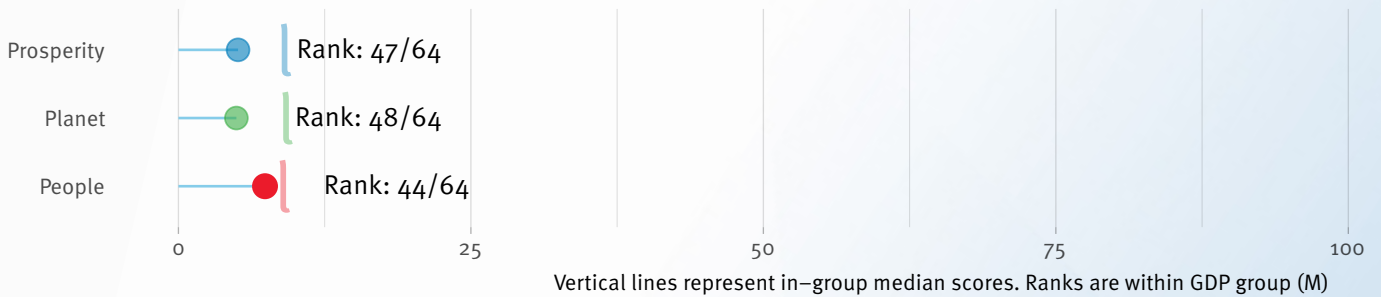
GDP GROUP RANK: 33/64 (M)  
OVERALL RANK: 93/137

Region	Income group	GDP (USD Bn)	GDP per capita (USD)	Population (thou)
Sub-Saharan Africa	Low	14	449	31,255

## QI4SD Index (M group)



## P-Scores



## STRENGTHS AND WEAKNESSES

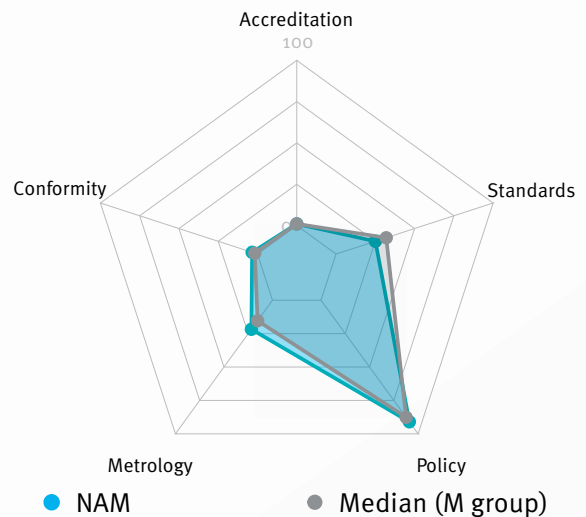
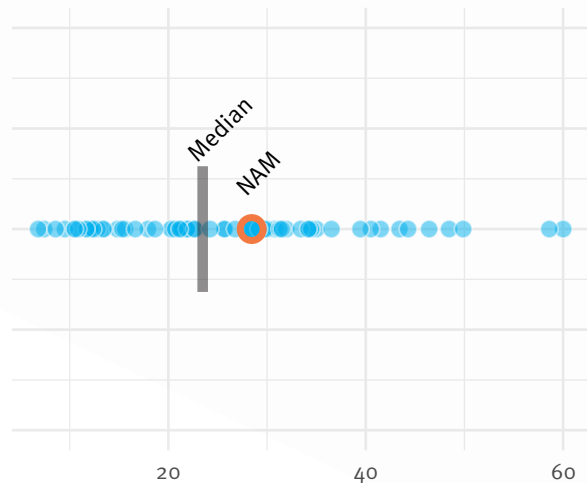
Strengths	Dimension	Rank	Value	Unit
Membership of IQNet	Conformity	57	1	Composite score
Adopted ISO standards	Standards	63	8	Number
Number of recognised certificates (IQNet)	Conformity	78	82	Number

Weaknesses	Dimension	Rank	Value	Unit
Membership of ITU	Standards	79	1	Composite score
Participation in ISO technical committees	Standards	125	9	Number
Number of recognised certificates (ISO)	Conformity	129	86	Number



Region	Income group	GDP (USD Bn)	GDP per capita (USD)	Population (thou)
Sub-Saharan Africa	Upper middle	11	4,211	2,541

## QI4SD Index (M group)



## P-Scores



Vertical lines represent in-group median scores. Ranks are within GDP group (M)

## STRENGTHS AND WEAKNESSES

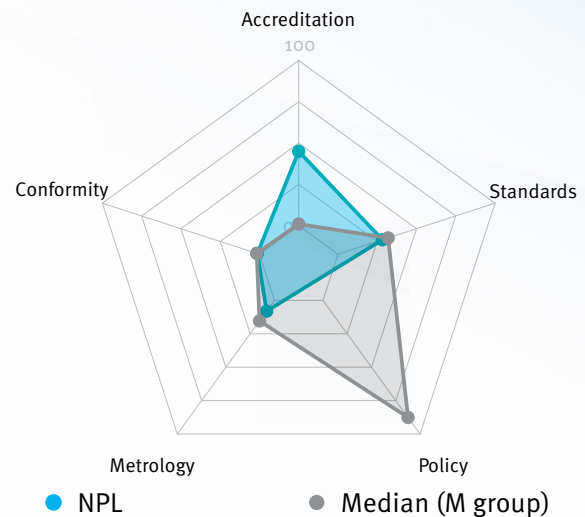
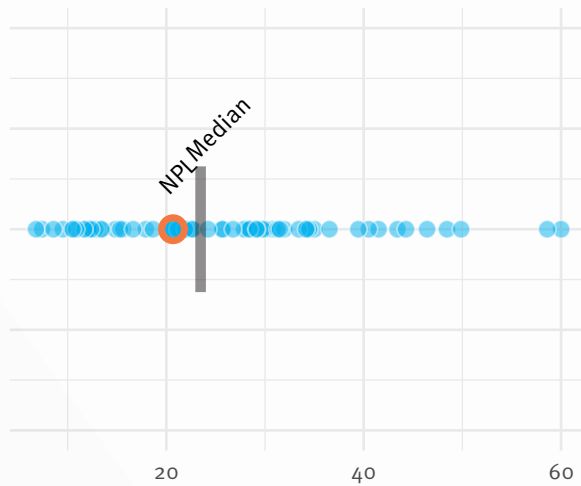
Strengths	Dimension	Rank	Value	Unit
OIML-CS - number of services recognised	Metrology	10	50	Number
Adopted IEC standards	Standards	30	62	Number
Involvement in OIML project groups	Metrology	33	27	Composite score

Weaknesses	Dimension	Rank	Value	Unit
Number of CMCs	Metrology	77	7	Number
Participation in key and supplementary comparisons	Metrology	92	3	Number
Participation in ISO technical committees	Standards	97	39	Number

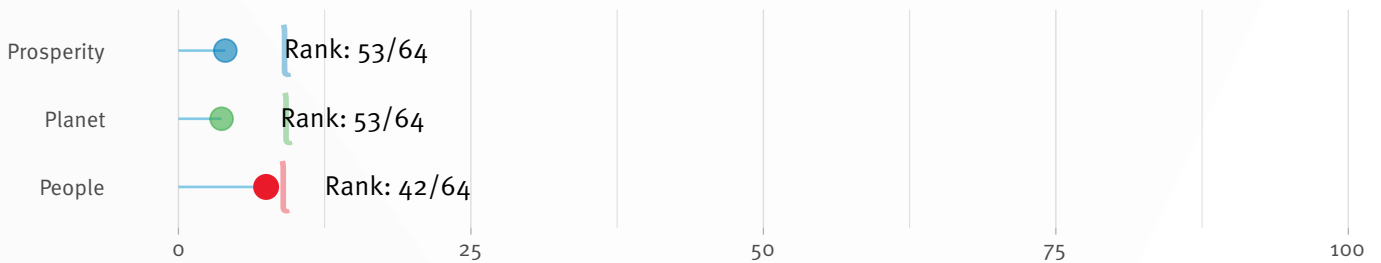


Region	Income group	GDP (USD Bn)	GDP per capita (USD)	Population (thou)
South Asia	Lower middle	34	1,155	29,137

## QI4SD Index (M group)



## P-Scores



Vertical lines represent in-group median scores. Ranks are within GDP group (M)

## STRENGTHS AND WEAKNESSES

Strengths	Dimension	Rank	Value	Unit
Membership of ITU	Standards	36	5	Composite score
Number of recognised certificates (IQNet)	Conformity	80	75	Number
Number of recognised certificates (ISO)	Conformity	100	472	Number

Weaknesses	Dimension	Rank	Value	Unit
Number of recognised certificates (IQNet)	Conformity	80	75	Number
Number of recognised certificates (ISO)	Conformity	100	472	Number
Participation in ISO technical committees	Standards	120	13	Number

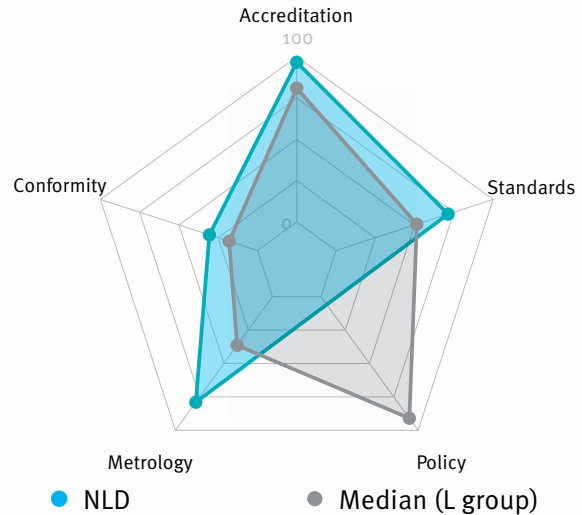
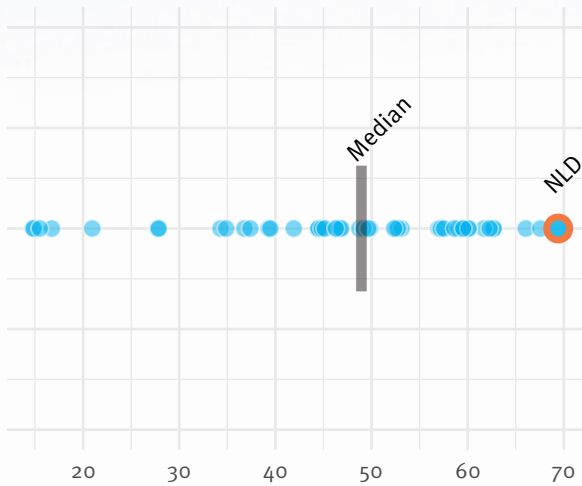


# NETHERLANDS

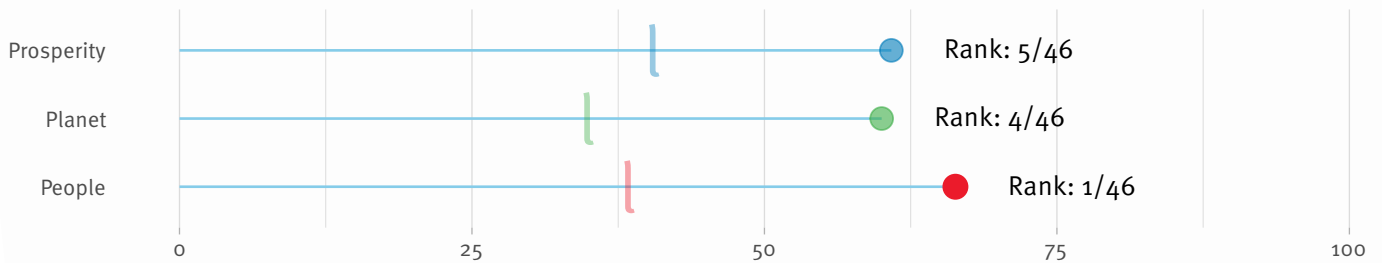
GDP GROUP RANK: 1/46 (L)  
OVERALL RANK: 9/137

Region	Income group	GDP (USD Bn)	GDP per capita (USD)	Population (thou)
Europe & Central Asia	High	914	52,397	17,441

## QI4SD Index (L group)



## P-Scores



Vertical lines represent in-group median scores. Ranks are within GDP group (L)

## STRENGTHS AND WEAKNESSES

Strengths	Dimension	Rank	Value	Unit
Scopes of IAF accreditation bodies	Accreditation	3	13	Number
OIML-CS - number of services recognised	Metrology	3	71	Number
Number of CMCs	Metrology	10	773	Number

Weaknesses	Dimension	Rank	Value	Unit
Number of recognised certificates (ISO)	Conformity	25	9,640	Number
Adopted ISO standards	Standards	32	14	Number
Number of recognised certificates (IQNet)	Conformity	54	342	Number



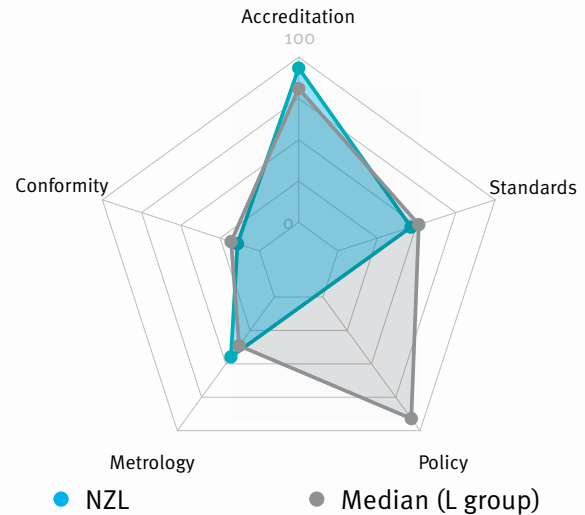
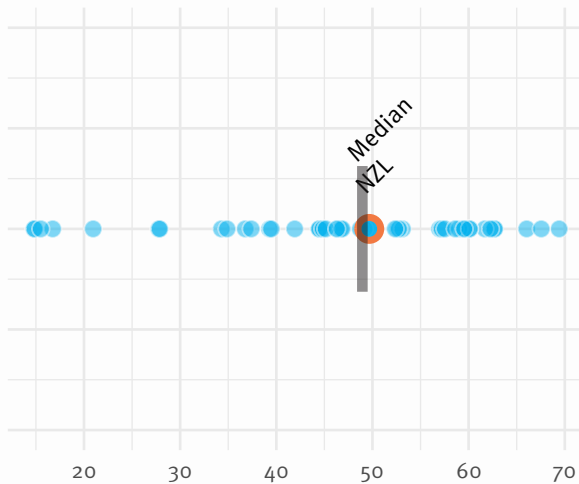
# NEW ZEALAND

GDP GROUP RANK: 22/46 (L)

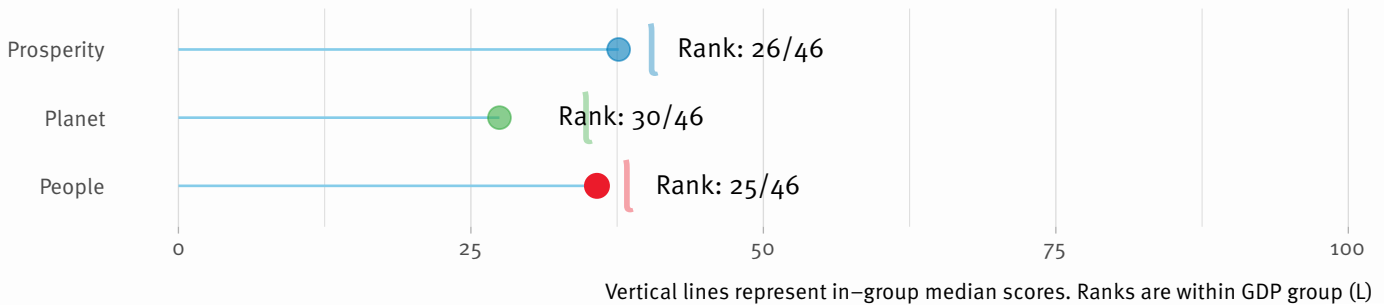
OVERALL RANK: 41/137

Region	Income group	GDP (USD Bn)	GDP per capita (USD)	Population (thou)
East Asia & Pacific	High	211	41,478	5,084

## QI4SD Index (L group)



## P-Scores



## STRENGTHS AND WEAKNESSES

Strengths	Dimension	Rank	Value	Unit
OIML-CS - number of services recognised	Metrology	15	41	Number
Scopes of IAF accreditation bodies	Accreditation	19	11	Number
Participation in BIPM Consultative Committees	Metrology	24	8	Number

Weaknesses	Dimension	Rank	Value	Unit
Membership of ITU	Standards	77	2	Composite score
Adopted ISO standards	Standards	81	4	Number
Number of recognised certificates (IQNet)	Conformity	96	24	Number



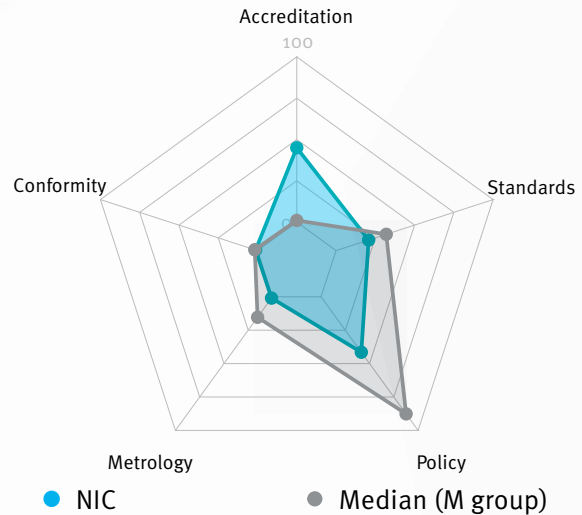
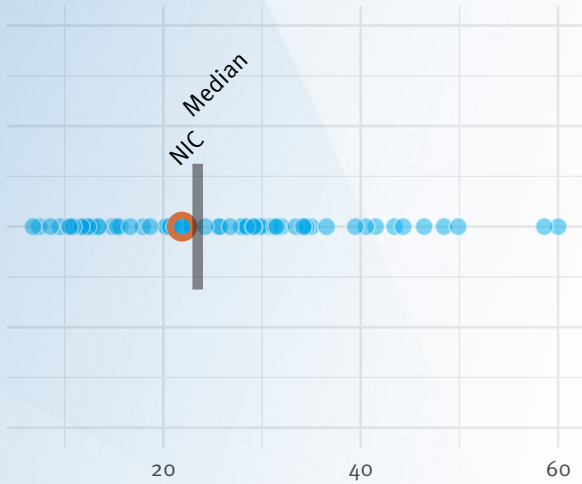
# NICARAGUA

GDP GROUP RANK: 37/64 (M)

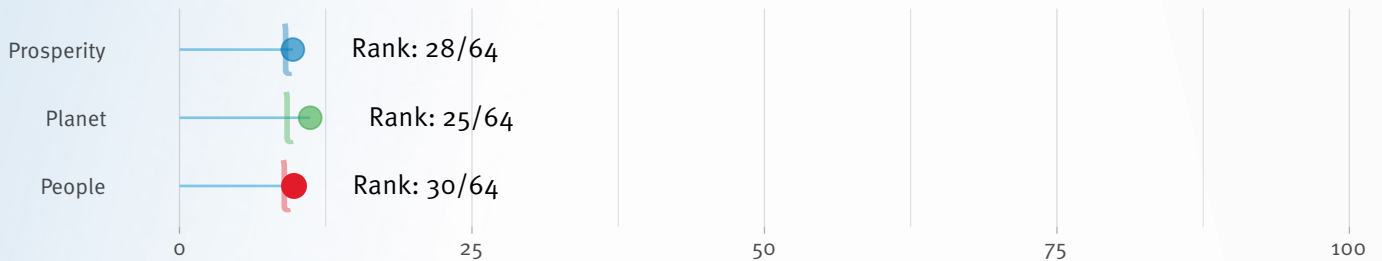
OVERALL RANK: 97/137

Region	Income group	GDP (USD Bn)	GDP per capita (USD)	Population (thou)
Latin America & Caribbean	Lower middle	13	1,905	6,625

## QI4SD Index (M group)



## P-Scores



Vertical lines represent in-group median scores. Ranks are within GDP group (M)

## STRENGTHS AND WEAKNESSES

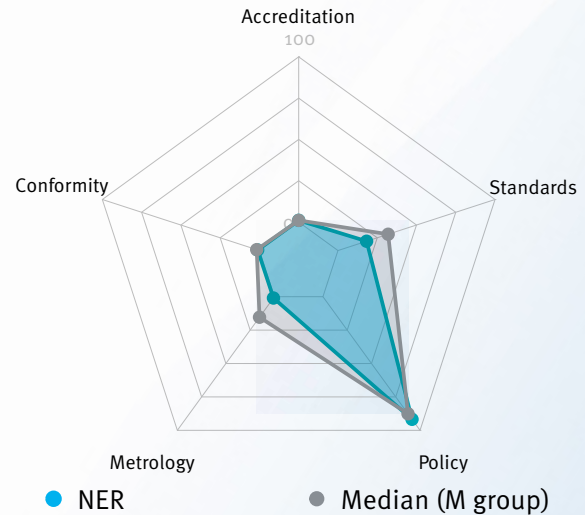
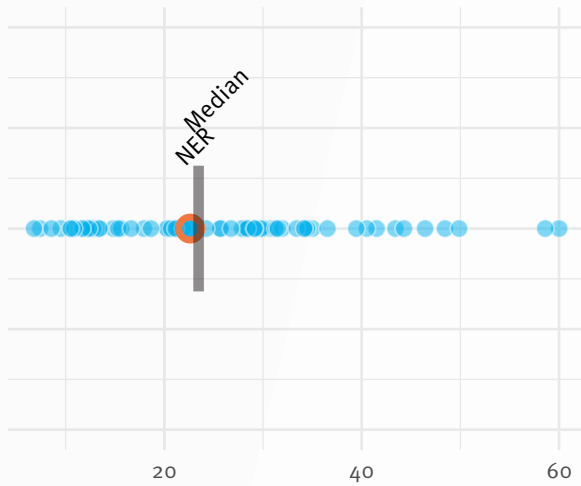
Strengths	Dimension	Rank	Value	Unit
Adopted ISO standards	Standards	63	8	Number
Number of recognised certificates (IQNet)	Conformity	81	74	Number
Number of recognised certificates (ISO)	Conformity	120	188	Number

Weaknesses	Dimension	Rank	Value	Unit
Adopted ISO standards	Standards	63	8	Number
Number of recognised certificates (IQNet)	Conformity	81	74	Number
Number of recognised certificates (ISO)	Conformity	120	188	Number

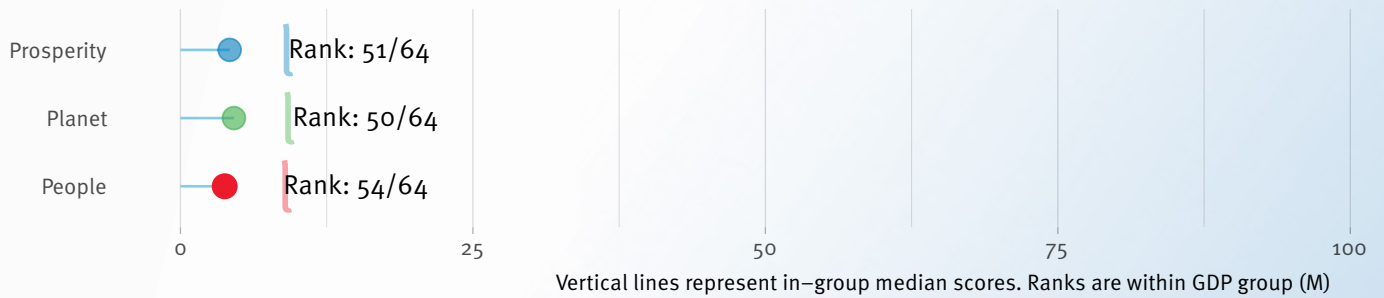


Region	Income group	GDP (USD Bn)	GDP per capita (USD)	Population (thou)
Sub-Saharan Africa	Low	14	565	24,207

## QI4SD Index (M group)



## P-Scores



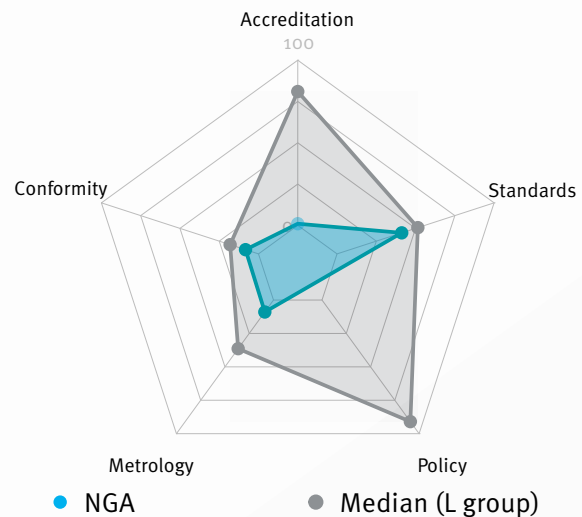
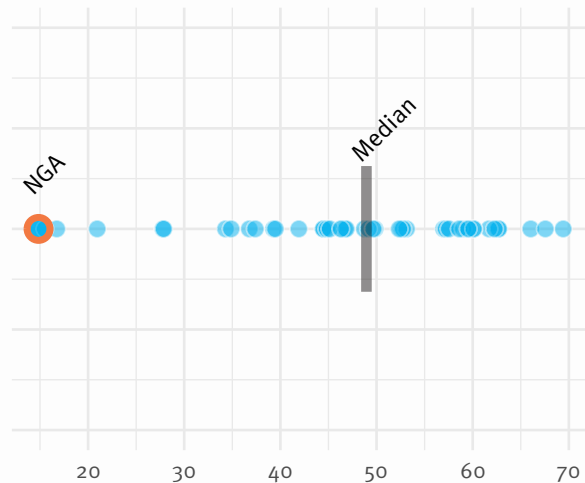
## STRENGTHS AND WEAKNESSES

Strengths	Dimension	Rank	Value	Unit
Adopted IEC standards	Standards	31	58	Number
Adopted ISO standards	Standards	73	6	Number
Number of recognised certificates (ISO)	Conformity	113	278	Number

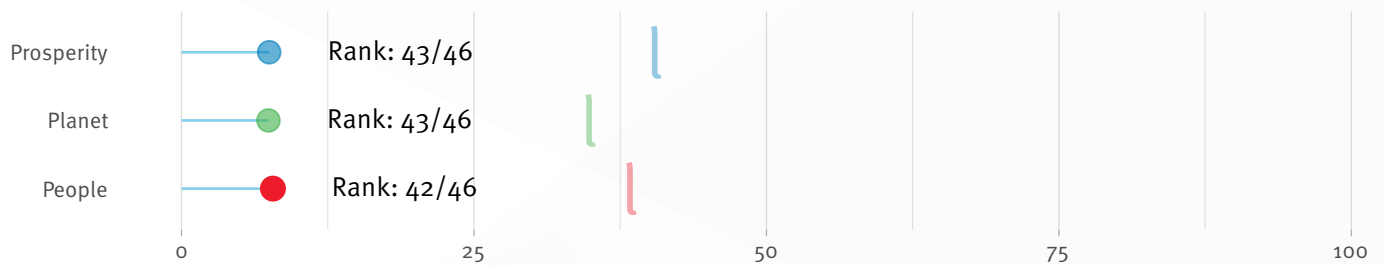
Weaknesses	Dimension	Rank	Value	Unit
Adopted ISO standards	Standards	73	6	Number
Number of recognised certificates (ISO)	Conformity	113	278	Number
Participation in ISO technical committees	Standards	126	8	Number

Region	Income group	GDP (USD Bn)	GDP per capita (USD)	Population (thou)
Sub-Saharan Africa	Lower middle	423	2,097	206,140

## QI4SD Index (L group)



## P-Scores



Vertical lines represent in-group median scores. Ranks are within GDP group (L)

## STRENGTHS AND WEAKNESSES

Strengths	Dimension	Rank	Value	Unit
Adopted ISO standards	Standards	32	14	Number
Adopted IEC standards	Standards	37	33	Number
Membership of ITU	Standards	41	4	Composite score

Weaknesses	Dimension	Rank	Value	Unit
Participation in ISO technical committees	Standards	64	151	Number
Participation in IEC technical committees	Standards	71	4	Number
Number of recognised certificates (ISO)	Conformity	83	852	Number





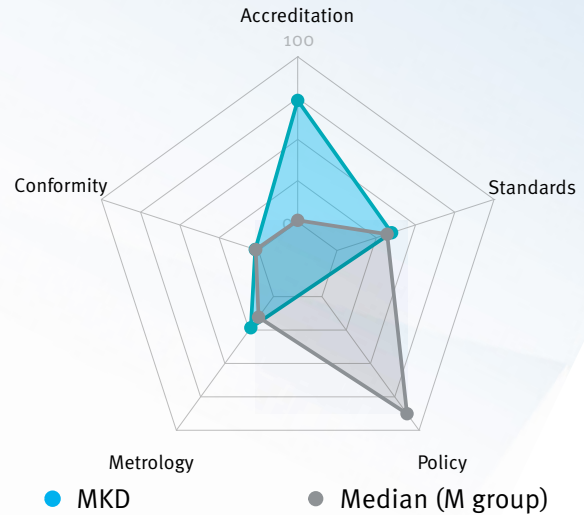
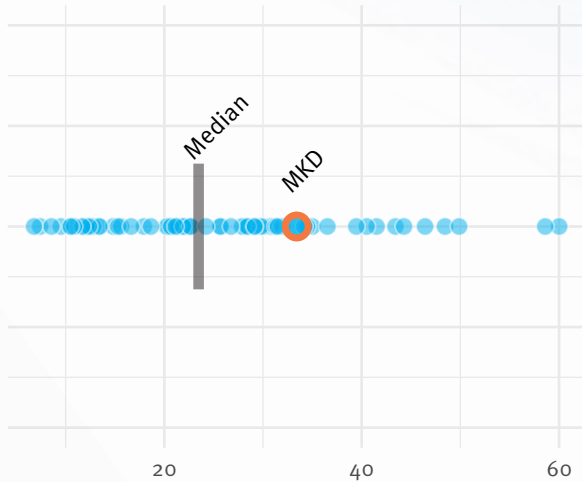
# NORTH MACEDONIA

GDP GROUP RANK: 16/64 (M)

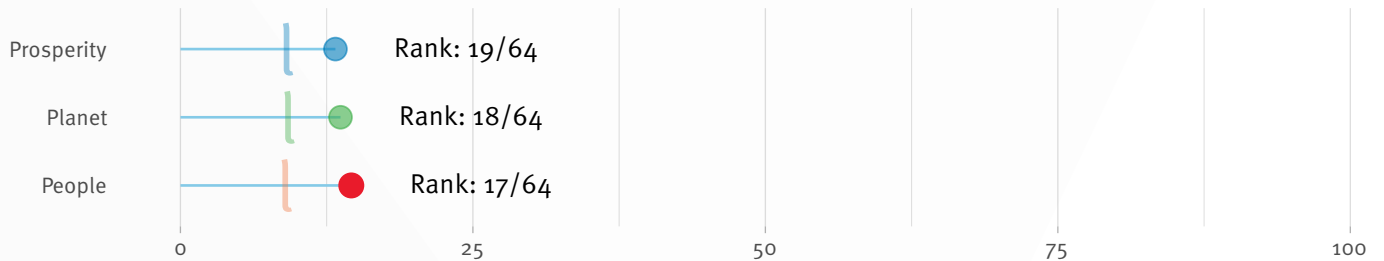
OVERALL RANK: 71/137

Region	Income group	GDP (USD Bn)	GDP per capita (USD)	Population (thou)
Europe & Central Asia	Upper middle	12	5,888	2,083

## QI4SD Index (M group)



## P-Scores



Vertical lines represent in-group median scores. Ranks are within GDP group (M)

## STRENGTHS AND WEAKNESSES

Strengths	Dimension	Rank	Value	Unit
Scopes of IAF accreditation bodies	Accreditation	57	1	Number
Membership of IQNet	Conformity	63	8	Composite score
Participation in IEC technical committees	Standards	78	82	Number

Weaknesses	Dimension	Rank	Value	Unit
Membership of ITU	Standards	79	1	Composite score
Number of recognised certificates (ISO)	Conformity	88	797	Number
Participation in ISO technical committees	Standards	112	22	Number



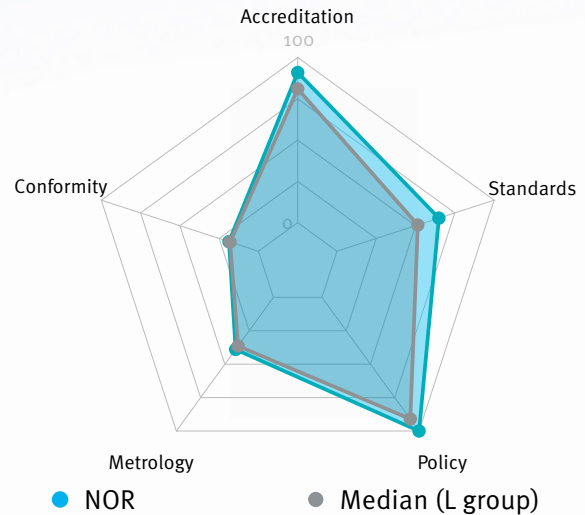
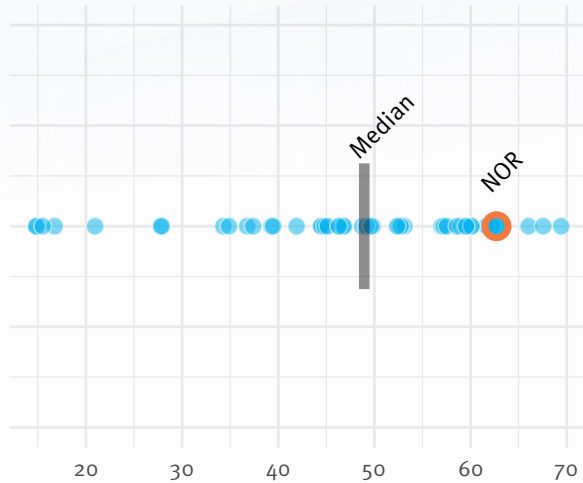
# NORWAY

GDP GROUP RANK: 4/46 (L)

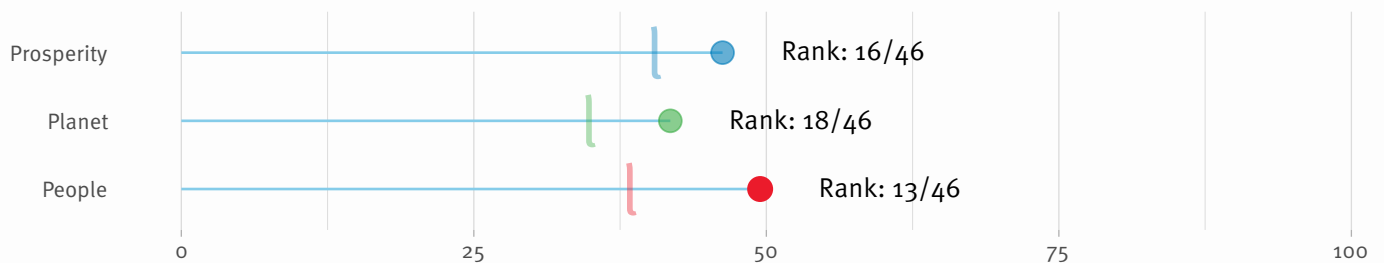
OVERALL RANK: 14/137

Region	Income group	GDP (USD Bn)	GDP per capita (USD)	Population (thou)
Europe & Central Asia	High	363	67,390	5,379

## QI4SD Index (L group)



## P-Scores



Vertical lines represent in-group median scores. Ranks are within GDP group (L)

## STRENGTHS AND WEAKNESSES

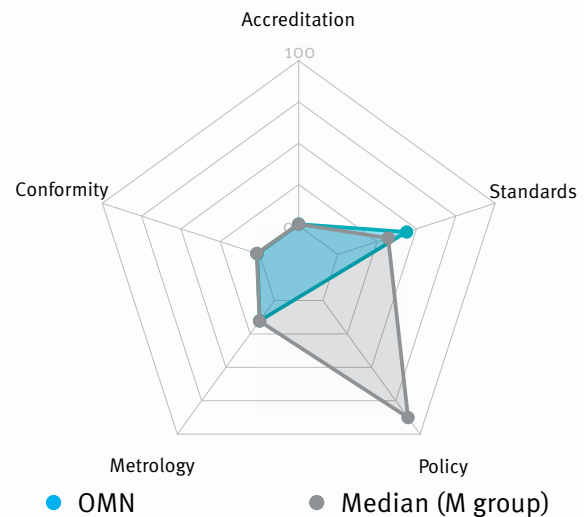
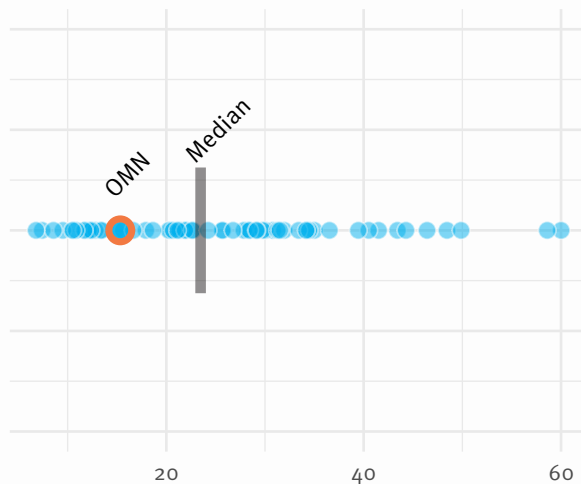
Strengths	Dimension	Rank	Value	Unit
Scopes of IAF accreditation bodies	Accreditation	5	12	Number
Participation in IEC technical committees	Standards	19	249	Number
Number of IECEE certificates recognised	Conformity	21	78	Number

Weaknesses	Dimension	Rank	Value	Unit
Number of CMCs	Metrology	43	126	Number
Number of recognised certificates (ISO)	Conformity	44	4,900	Number
Breadth of CMCs	Metrology	51	410	Number of types

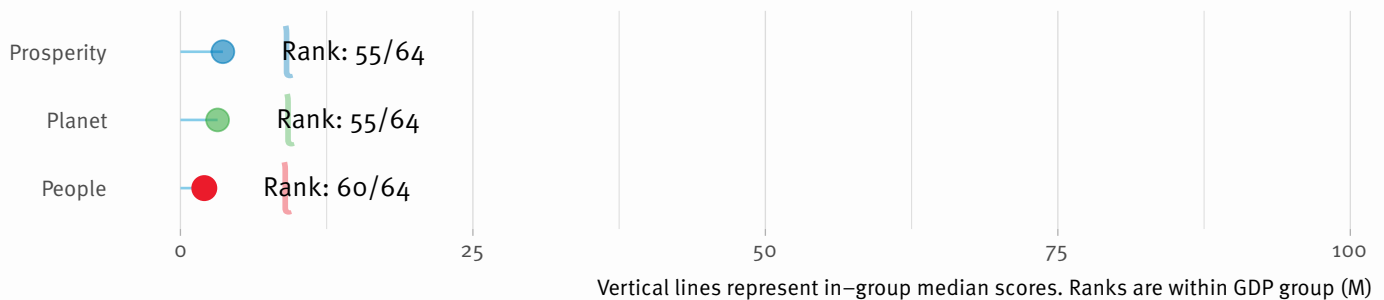


Region	Income group	GDP (USD Bn)	GDP per capita (USD)	Population (thou)
Middle East & North Africa	High	76	15,343	5,107

## QI4SD Index (M group)



## P-Scores



## STRENGTHS AND WEAKNESSES

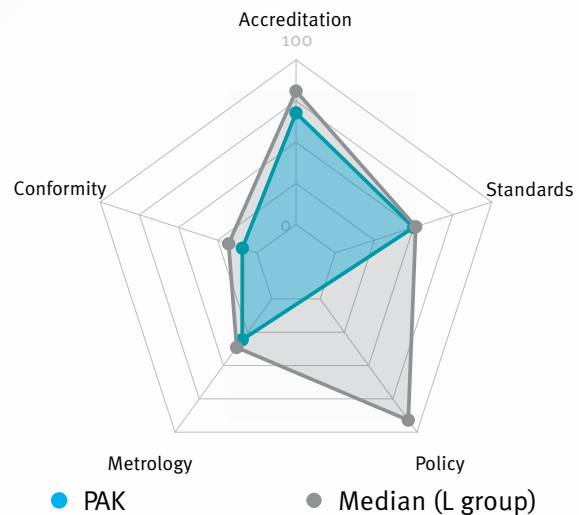
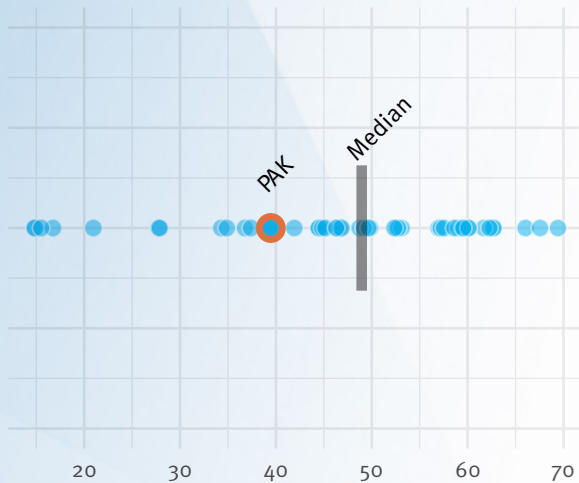
Strengths	Dimension	Rank	Value	Unit
Membership of ITU	Standards	21	9	Composite score
Participation in IEC technical committees	Standards	52	24	Number
Number of recognised certificates (ISO)	Conformity	79	976	Number

Weaknesses	Dimension	Rank	Value	Unit
Participation in key and supplementary comparisons	Metrology	95	2	Number
Participation in ISO technical committees	Standards	104	28	Number
Number of recognised certificates (IQNet)	Conformity	117	3	Number

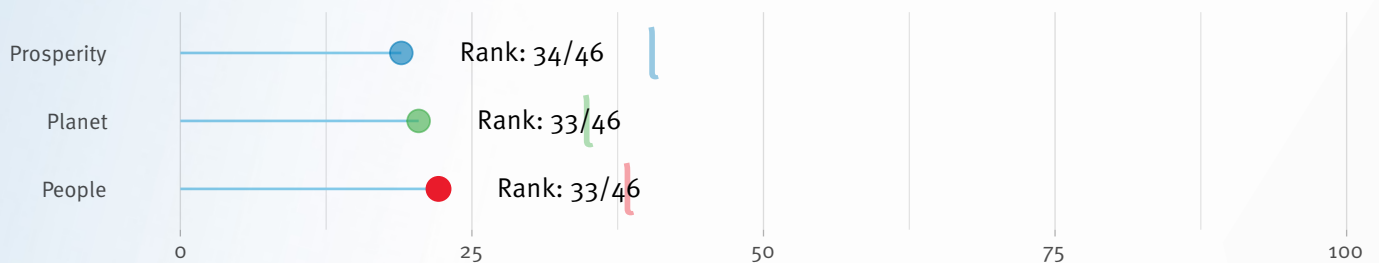


Region	Income group	GDP (USD Bn)	GDP per capita (USD)	Population (thou)
South Asia	Lower middle	264	1,194	220,892

## QI4SD Index (L group)



## P-Scores



Vertical lines represent in-group median scores. Ranks are within GDP group (L)

## STRENGTHS AND WEAKNESSES

Strengths	Dimension	Rank	Value	Unit
Involvement in OIML project groups	Metrology	42	11	Composite score
Participation in IEC technical committees	Standards	43	104	Number
Membership of IQNet	Conformity	46	2	Composite score

Weaknesses	Dimension	Rank	Value	Unit
Scopes of IAF accreditation bodies	Accreditation	62	3	Number
Participation in key and supplementary comparisons	Metrology	83	6	Number
Number of recognised certificates (IQNet)	Conformity	91	34	Number



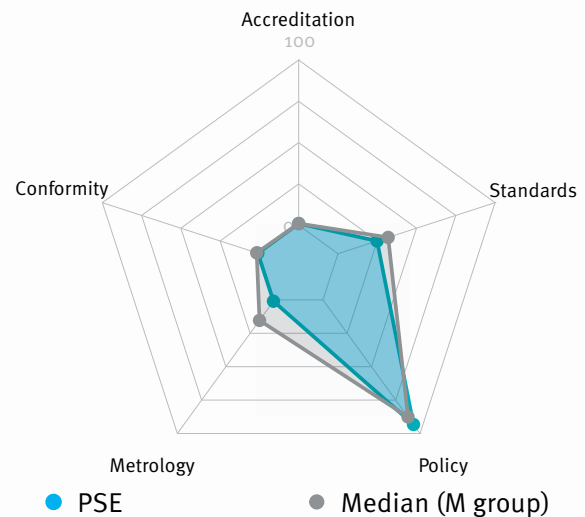
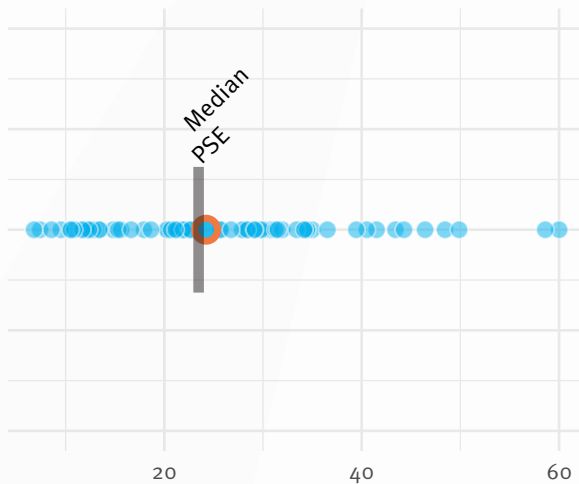
# PALESTINE , State of

GDP GROUP RANK: 32/64 (M)

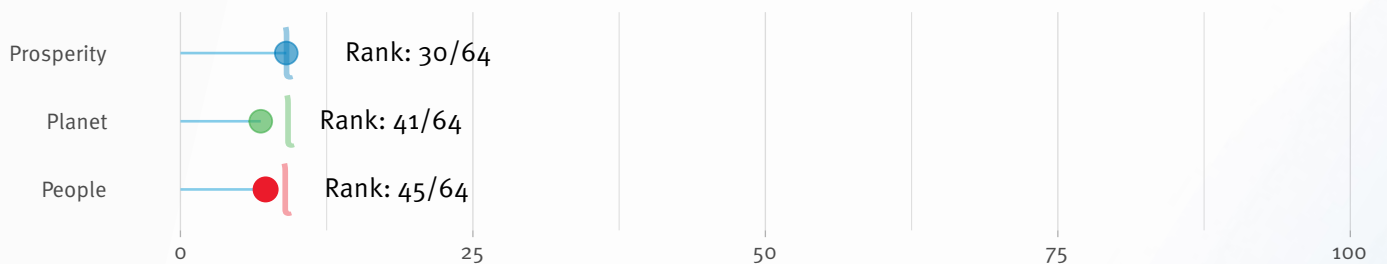
OVERALL RANK: 90/137

Region	Income group	GDP (USD Bn)	GDP per capita (USD)	Population (thou)
Middle East & North Africa	Lower middle	16	3,240	4,803

## QI4SD Index (M group)



## P-Scores



Vertical lines represent in-group median scores. Ranks are within GDP group (M)

## STRENGTHS AND WEAKNESSES

Strengths	Dimension	Rank	Value	Unit
Adopted IEC standards	Standards	13	213	Number
Adopted ISO standards	Standards	51	10	Number
Participation in ISO technical committees	Standards	118	16	Number

Weaknesses	Dimension	Rank	Value	Unit
Adopted ISO standards	Standards	51	10	Number
Participation in ISO technical committees	Standards	118	16	Number
Number of recognised certificates (ISO)	Conformity	133	48	Number

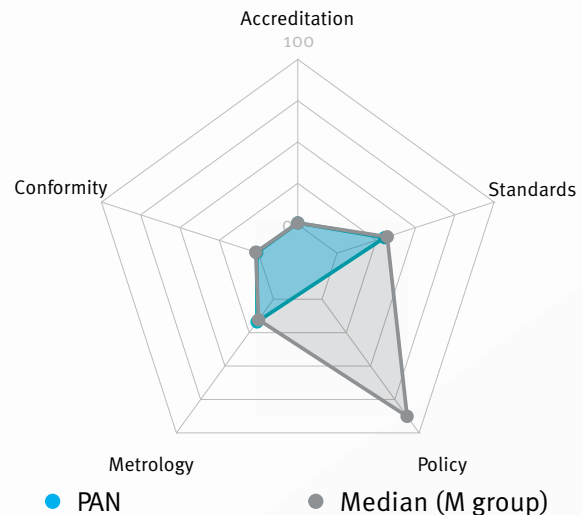
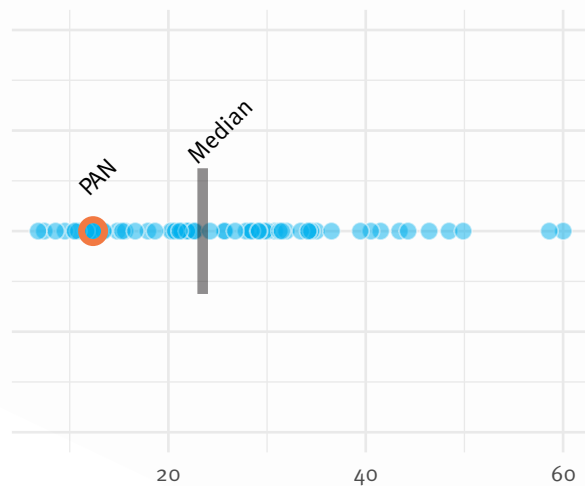


# PANAMA


GDP GROUP RANK: : 54/64 (M)  
OVERALL RANK: 126/137

Region	Income group	GDP (USD Bn)	GDP per capita (USD)	Population (thou)
Latin America & Caribbean	Upper middle	53	12,269	4,315

## QI4SD Index (M group)



## P-Scores



Vertical lines represent in-group median scores. Ranks are within GDP group (M)

## STRENGTHS AND WEAKNESSES

Strengths	Dimension	Rank	Value	Unit
Breadth of CMCs	Metrology	58	5	Number of types
Participation in key and supplementary comparisons	Metrology	59	33	Number
Number of CMCs	Metrology	59	37	Number

Weaknesses	Dimension	Rank	Value	Unit
Membership of ITU	Standards	79	1	Composite score
Number of recognised certificates (IQNet)	Conformity	89	43	Number
Number of recognised certificates (ISO)	Conformity	115	263	Number



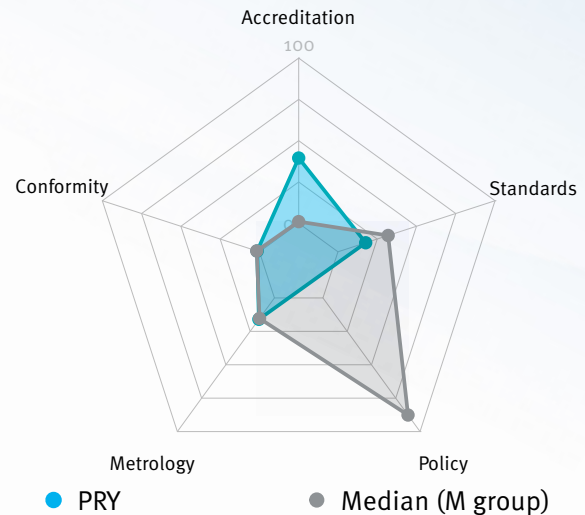
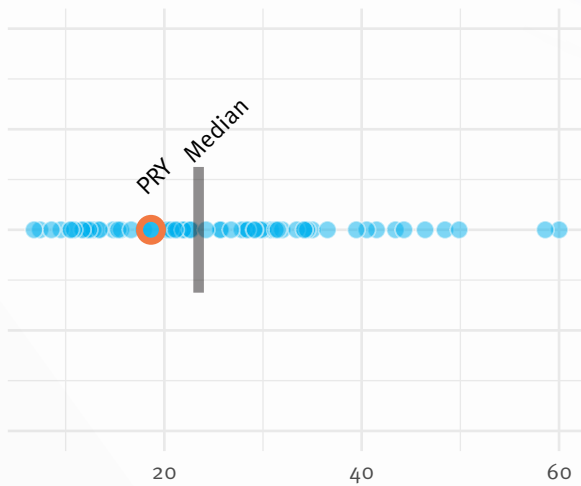
# PARAGUAY

GDP GROUP RANK: 44/64 (M)

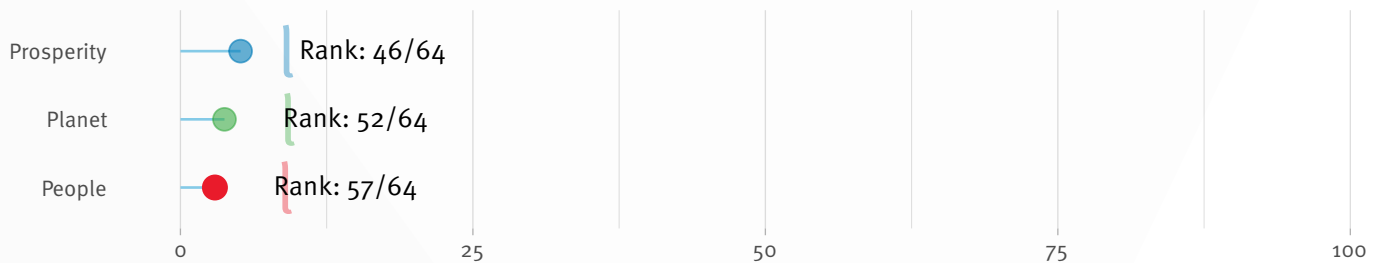
OVERALL RANK: 107/137

Region	Income group	GDP (USD Bn)	GDP per capita (USD)	Population (thou)
Latin America & Caribbean	Upper middle	35	4,950	7,133

## QI4SD Index (M group)



## P-Scores



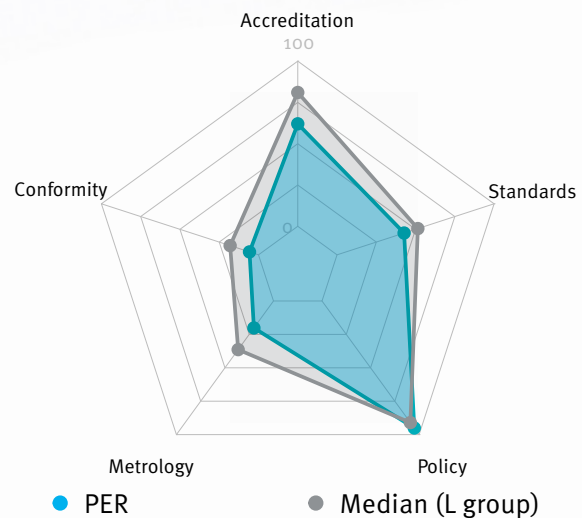
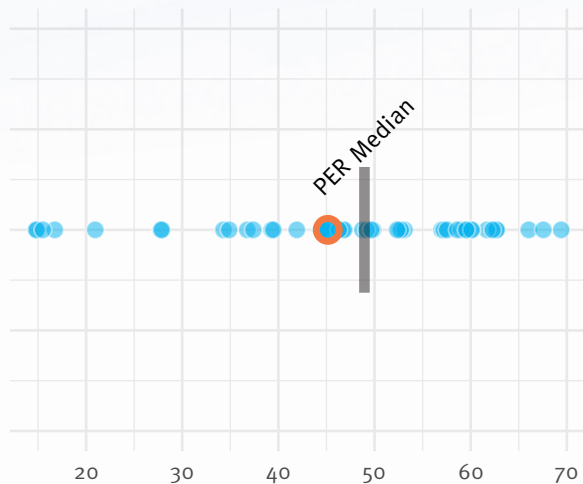
Vertical lines represent in-group median scores. Ranks are within GDP group (M)

## STRENGTHS AND WEAKNESSES

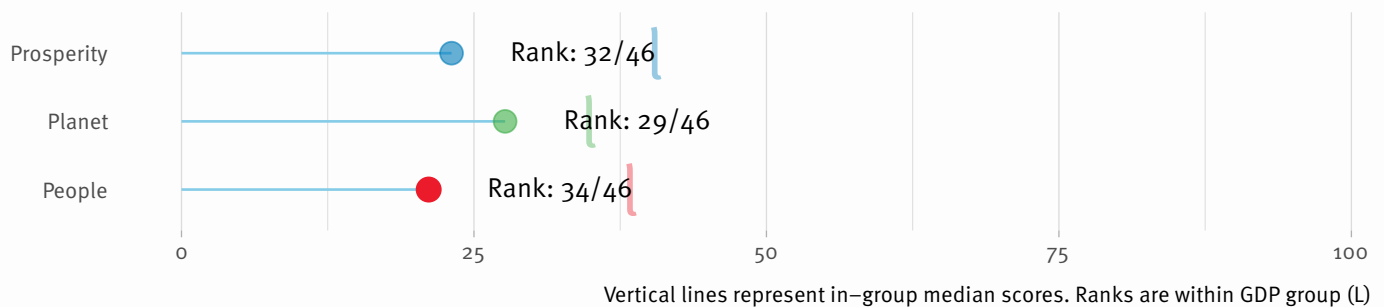
Strengths	Dimension	Rank	Value	Unit
Participation in key and supplementary comparisons	Metrology	68	21	Number
Breadth of CMCs	Metrology	72	2	Number of types
Number of CMCs	Metrology	76	8	Number
Weaknesses	Dimension	Rank	Value	Unit
Membership of ITU	Standards	79	1	Composite score
Number of recognised certificates (ISO)	Conformity	82	897	Number
Number of recognised certificates (IQNet)	Conformity	93	30	Number

Region	Income group	GDP (USD Bn)	GDP per capita (USD)	Population (thou)
Latin America & Caribbean	Upper middle	202	6,127	32,972

## QI4SD Index (L group)



## P-Scores



## STRENGTHS AND WEAKNESSES

Strengths	Dimension	Rank	Value	Unit
Adopted ISO standards	Standards	17	16	Number
Membership of IQNet	Conformity	31	3	Composite score
Number of recognised certificates (IQNet)	Conformity	32	1,180	Number

Weaknesses	Dimension	Rank	Value	Unit
Participation in IEC technical committees	Standards	63	6	Number
Scopes of IAF accreditation bodies	Accreditation	67	2	Number
Participation in ISO technical committees	Standards	71	112	Number





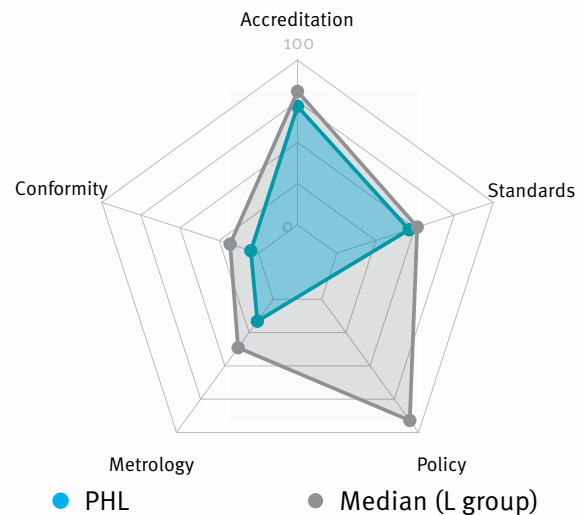
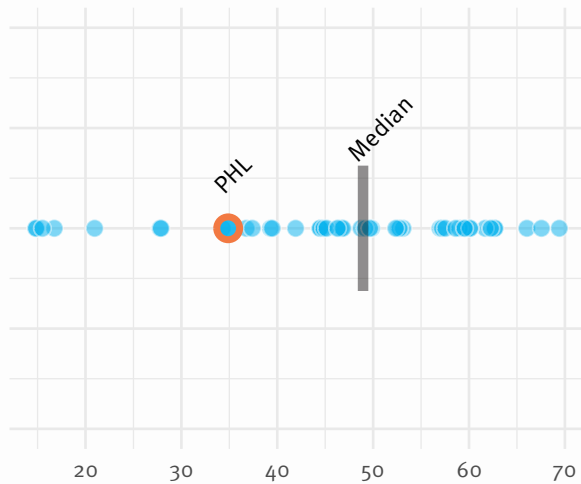
# PHILIPPINES

GDP GROUP RANK: 38/46 (L)

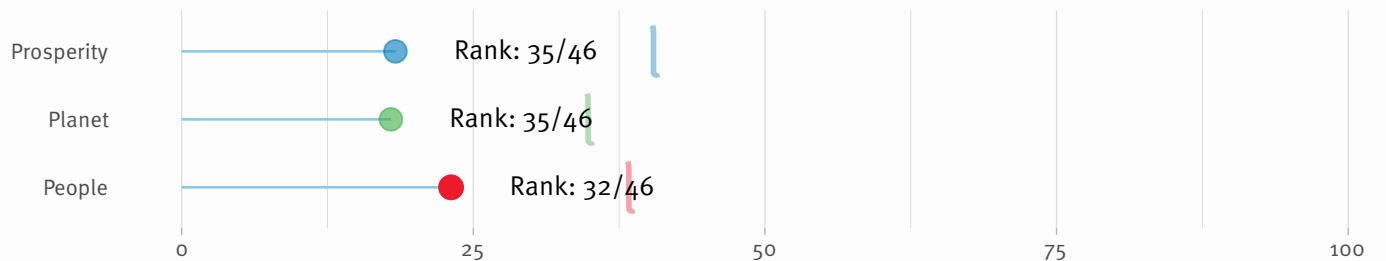
OVERALL RANK: 66/137

Region	Income group	GDP (USD Bn)	GDP per capita (USD)	Population (thou)
East Asia & Pacific	Lower middle	361	3,299	109,581

## QI4SD Index (L group)



## P-Scores



Vertical lines represent in-group median scores. Ranks are within GDP group (L)

## STRENGTHS AND WEAKNESSES

Strengths	Dimension	Rank	Value	Unit
Number of recognised certificates (ISO)	Conformity	38	6,090	Number
Number of recognised certificates (IQNet)	Conformity	47	506	Number
Participation in IEC technical committees	Standards	49	39	Number

Weaknesses	Dimension	Rank	Value	Unit
Scopes of IAF accreditation bodies	Accreditation	62	3	Number
Breadth of CMCs	Metrology	65	3	Number of types
Participation in key and supplementary comparisons	Metrology	66	23	Number

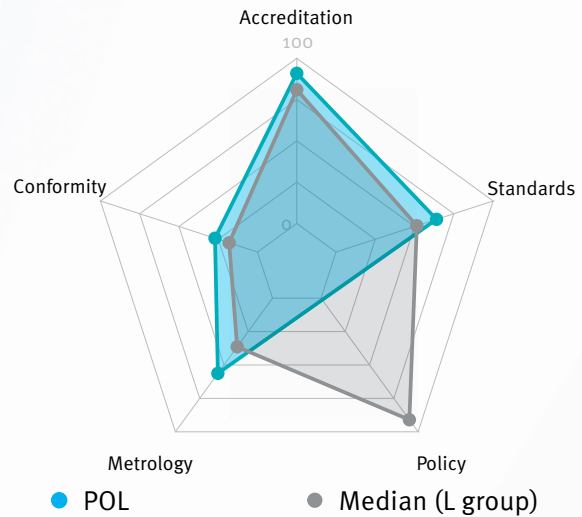
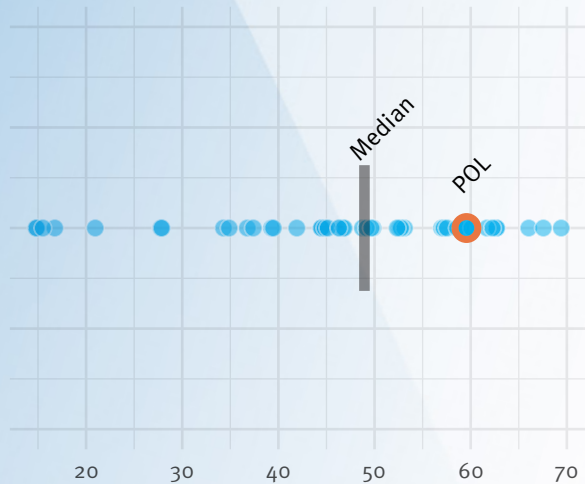


# POLAND

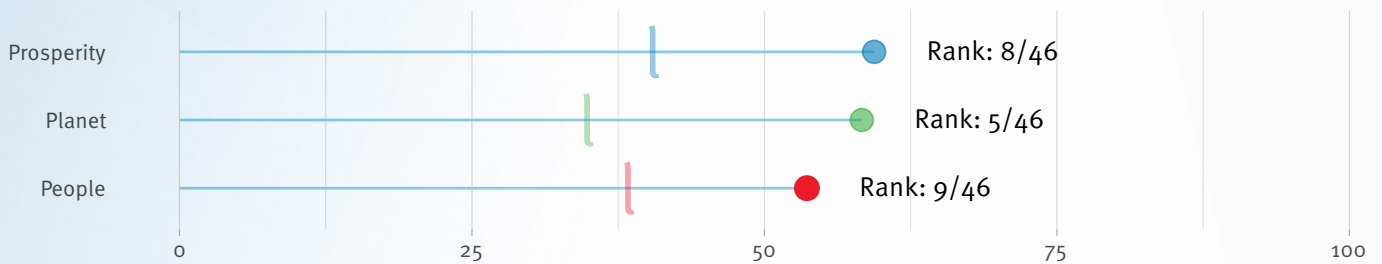
GDP GROUP RANK: 10/46 (L)  
OVERALL RANK: 23/137

Region	Income group	GDP (USD Bn)	GDP per capita (USD)	Population (thou)
Europe & Central Asia	High	594	15,656	37,951

## QI4SD Index (L group)



## P-Scores



Vertical lines represent in-group median scores. Ranks are within GDP group (L)

## STRENGTHS AND WEAKNESSES

Strengths	Dimension	Rank	Value	Unit
Scopes of IAF accreditation bodies	Accreditation	5	12	Number
Membership of IQNet	Conformity	13	8	Composite score
Number of recognised certificates (ISO)	Standards	14	15,400	Number

Weaknesses	Dimension	Rank	Value	Unit
Membership of ITU	Standards	25	8	Composite score
Number of IECEE certificates recognised	Standards	28	16	Number
Adopted ISO standards	Standards	43	12	Number



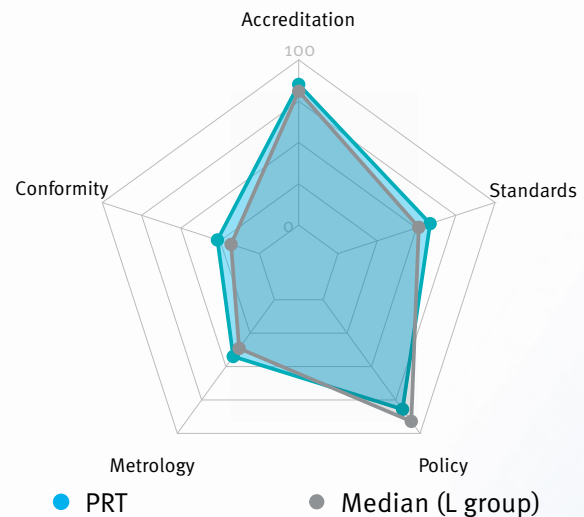
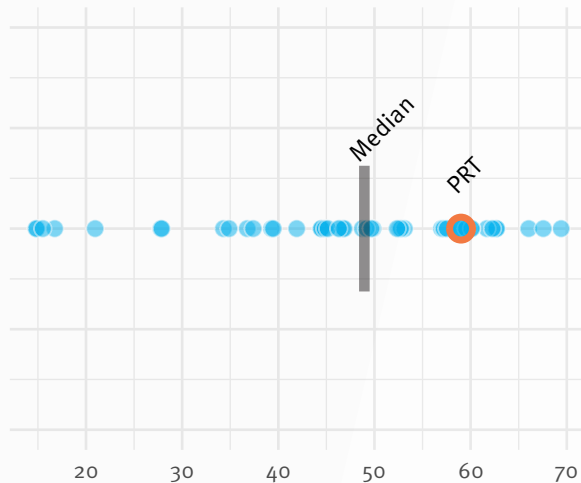
# PORTUGAL

GDP GROUP RANK: 12/46 (L)

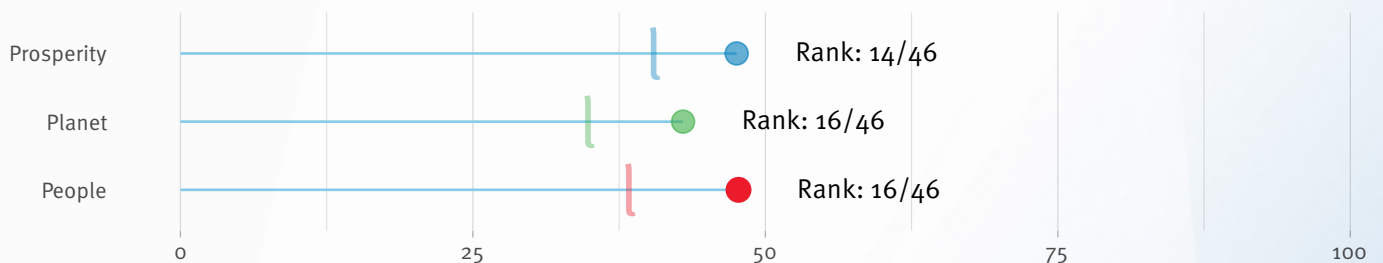
OVERALL RANK: 25/137

Region	Income group	GDP (USD Bn)	GDP per capita (USD)	Population (thou)
Europe & Central Asia	High	231	22,437	10,306

## QI4SD Index (L group)



## P-Scores



Vertical lines represent in-group median scores. Ranks are within GDP group (L)

## STRENGTHS AND WEAKNESSES

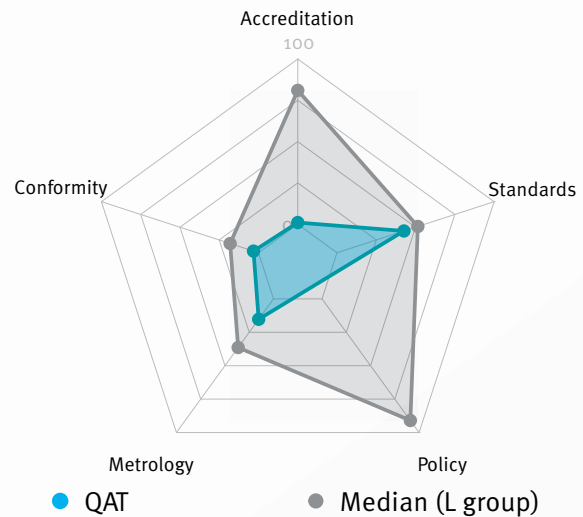
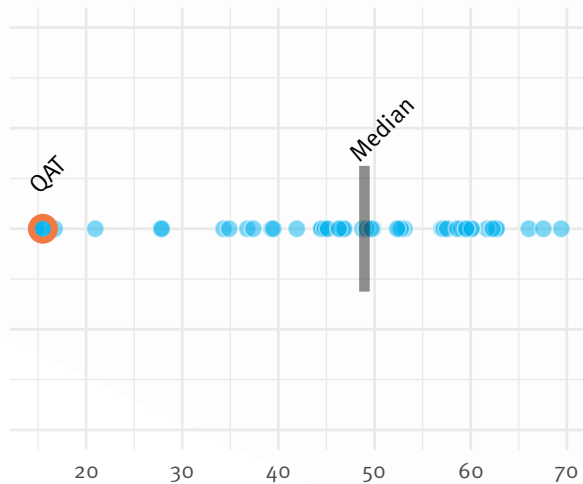
Strengths	Dimension	Rank	Value	Unit
Membership of IQNet	Conformity	6	23	Composite score
Scopes of IAF accreditation bodies	Accreditation	15	11	Number
Number of recognised certificates (IQNet)	Conformity	16	5,040	Number

Weaknesses	Dimension	Rank	Value	Unit
Breadth of CMCs	Metrology	42	16	Number of types
Adopted ISO standards	Standards	43	12	Number
Membership of ITU	Standards	53	3	Composite score

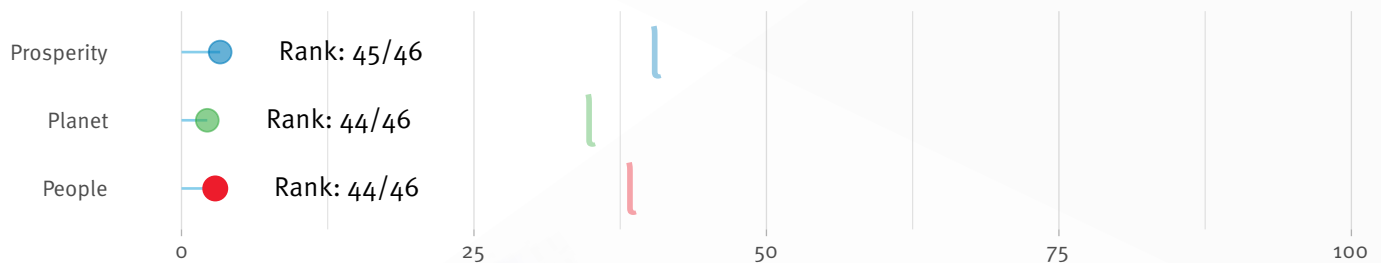


Region	Income group	GDP (USD Bn)	GDP per capita (USD)	Population (thou)
Middle East & North Africa	High	146	50,805	2,881

## QI4SD Index (L group)



## P-Scores



Vertical lines represent in-group median scores. Ranks are within GDP group (L)

## STRENGTHS AND WEAKNESSES

Strengths	Dimension	Rank	Value	Unit
Membership of ITU	Standards	528	7	Composite score
Membership of IQNet	Conformity	46	2	Composite score
Number of recognised certificates (ISO)	Conformity	60	2,530	Number

Weaknesses	Dimension	Rank	Value	Unit
Participation in IEC technical committees	Standards	76	3	Number
Participation in key and supplementary comparisons	Metrology	85	5	Number
Participation in ISO technical committees	Standards	91	57	Number



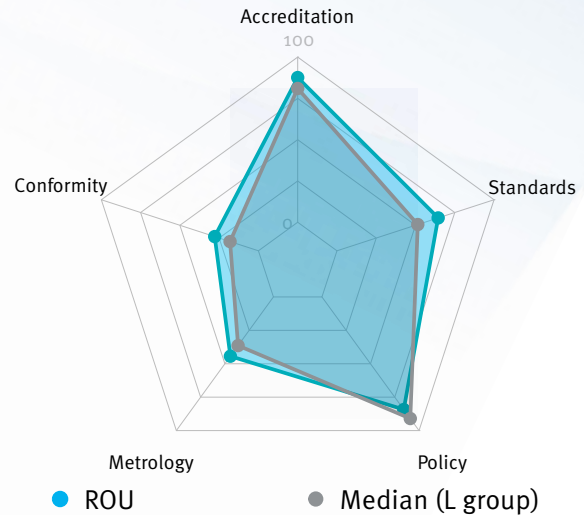
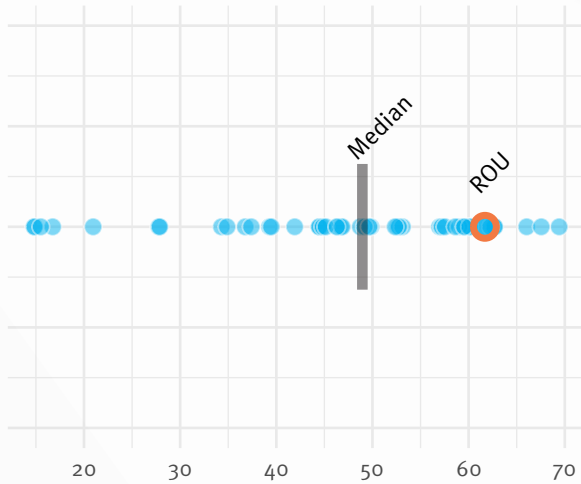
# ROMANIA

GDP GROUP RANK: 7/46 (L)

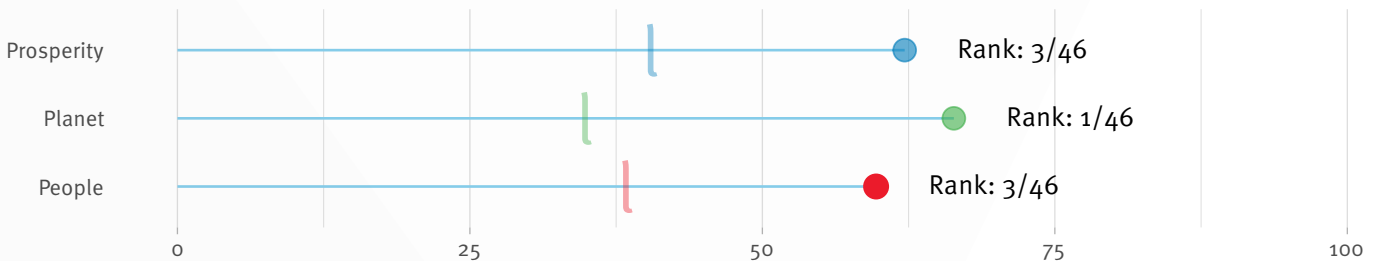
OVERALL RANK: 19/137

Region	Income group	GDP (USD Bn)	GDP per capita (USD)	Population (thou)
Europe & Central Asia	Upper middle	249	12,896	19,286

## QI4SD Index (L group)



## P-Scores



Vertical lines represent in-group median scores. Ranks are within GDP group (L)

## STRENGTHS AND WEAKNESSES

Strengths	Dimension	Rank	Value	Unit
Number of recognised certificates (IQNet)	Conformity	7	9,680	Number
Number of recognised certificates (ISO)	Conformity	17	14,500	Number
Adopted ISO standards	Standards	17	16	Number

Weaknesses	Dimension	Rank	Value	Unit
Number of CMCs	Metrology	35	232	Number
Participation in BIPM Consultative Committees	Metrology	36	2	Number
Membership of ITU	Standards	53	3	Composite score

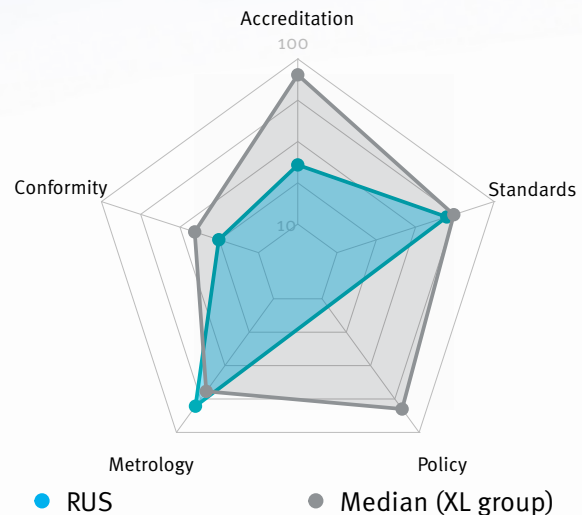
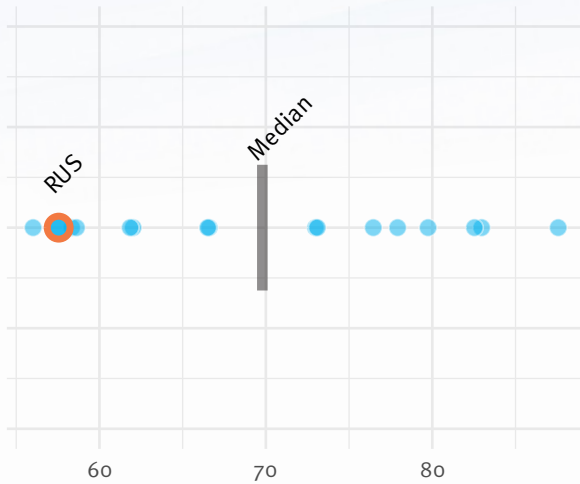


# RUSSIAN FEDERATION

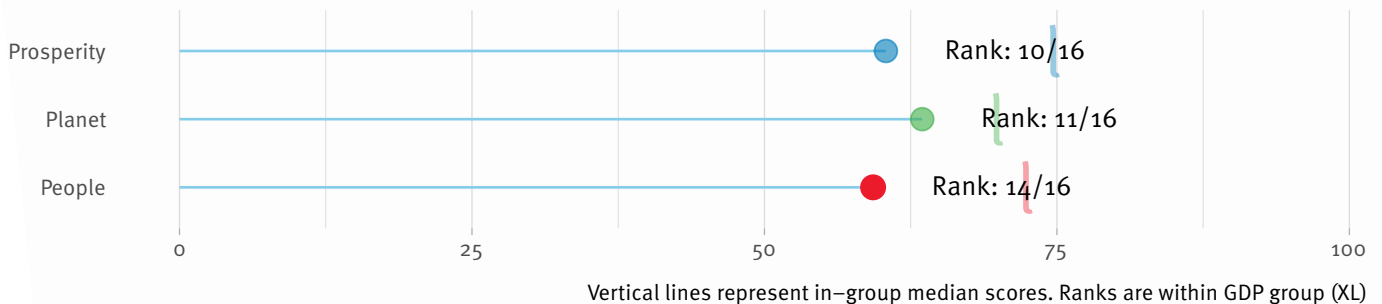
GDP GROUP RANK: 15/16 (XL)  
OVERALL RANK: 30/137

Region	Income group	GDP (USD Bn)	GDP per capita (USD)	Population (thou)
Europe & Central Asia	Upper middle	1,483	10,127	144,104

## QI4SD Index (XL group)



## P-Scores



## STRENGTHS AND WEAKNESSES

Strengths	Dimension	Rank	Value	Unit
Participation in BIPM Consultative Committees	Metrology	1	20	Number
Number of CMCs	Metrology	1	1,830	Number
Breadth of CMCs	Metrology	3	44	Number of types

Weaknesses	Dimension	Rank	Value	Unit
OIML-CS - number of services recognised	Metrology	25	6	Number
Number of recognised certificates (ISO)	Conformity	42	4,990	Number
Adopted ISO standards	Standards	42	12	Number



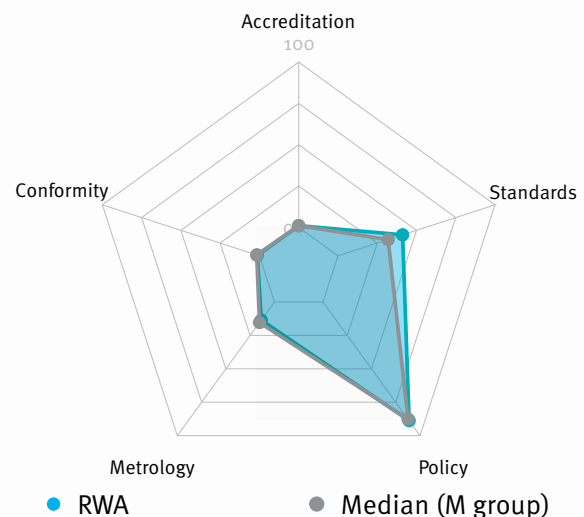
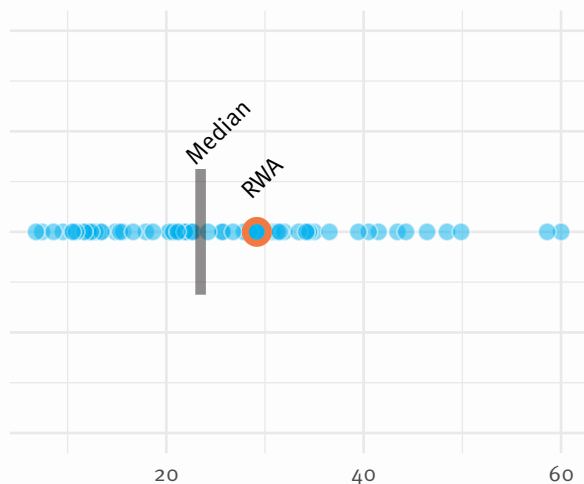
# RWANDA

GDP GROUP RANK: 23/64 (M)

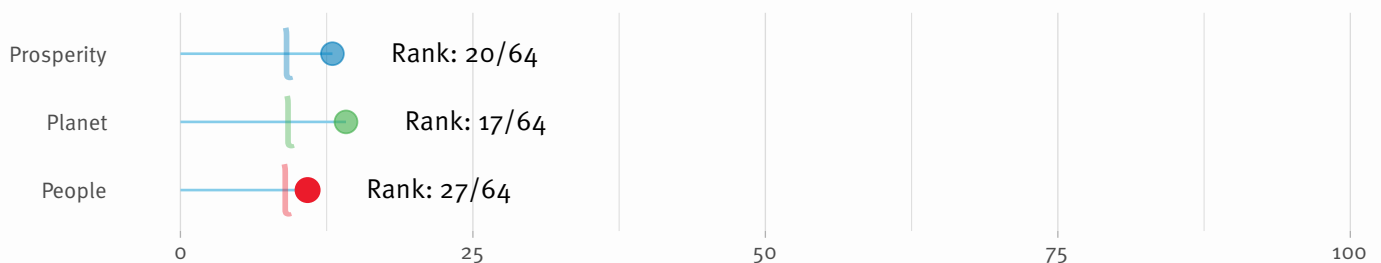
OVERALL RANK: 78/137

Region	Income group	GDP (USD Bn)	GDP per capita (USD)	Population (thou)
Sub-Saharan Africa	Low	10	798	12,952

## QI4SD Index (M group)



## P-Scores



Vertical lines represent in-group median scores. Ranks are within GDP group (M)

## STRENGTHS AND WEAKNESSES

Strengths	Dimension	Rank	Value	Unit
OIML-CS - number of services recognised	Metrology	2	82	Number
Adopted IEC standards	Standards	3	395	Number
Adopted ISO standards	Standards	17	16	Number

Weaknesses	Dimension	Rank	Value	Unit
Membership of ITU	Standards	79	1	Composite score
Participation in ISO technical committees	Standards	89	66	Number
Number of recognised certificates (IQNet)	Conformity	112	4	Number



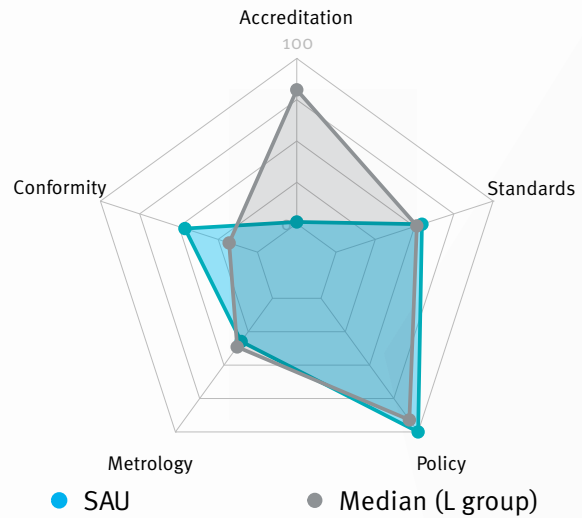
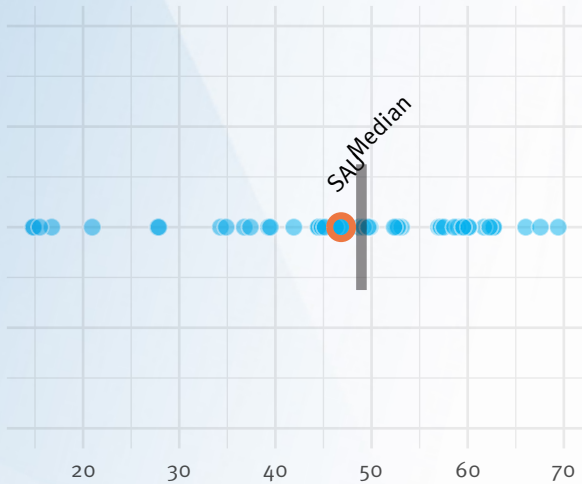
# SAUDI ARABIA

GDP GROUP RANK: 25/46 (L)

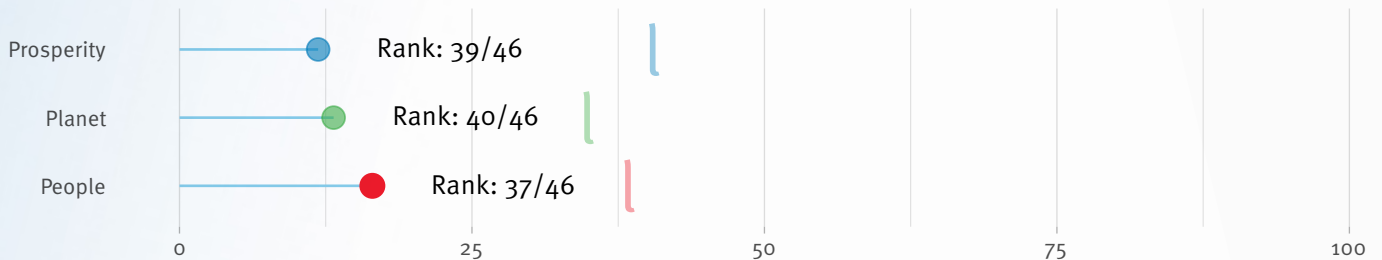
OVERALL RANK: 45/137

Region	Income group	GDP (USD Bn)	GDP per capita (USD)	Population (thou)
Middle East & North Africa	High	700	20,110	34,814

## QI4SD Index (L group)



## P-Scores



Vertical lines represent in-group median scores. Ranks are within GDP group (L)

## STRENGTHS AND WEAKNESSES

Strengths	Dimension	Rank	Value	Unit
Number of IECEE certificates recognised	Conformity	1	7,100	Number
Membership of ITU	Standards	15	12	Composite score
Adopted ISO standards	Standards	17	16	Number
Weaknesses	Dimension	Rank	Value	Unit
Number of recognised certificates (ISO)	Conformity	55	3,230	Number
Membership of IQNet	Conformity	57	1	Composite score
Number of recognised certificates (IQNet)	Conformity	83	65	Number





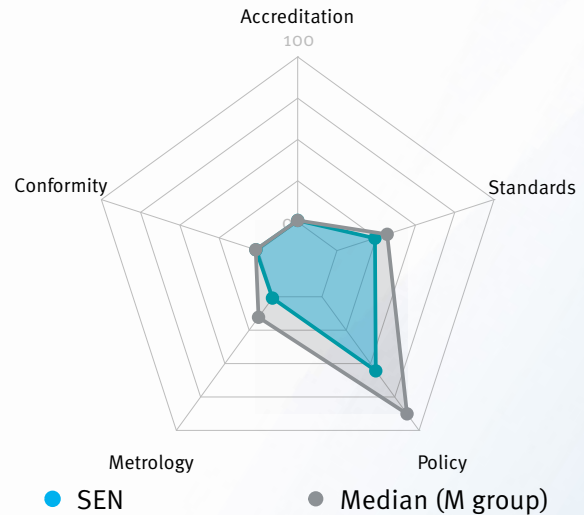
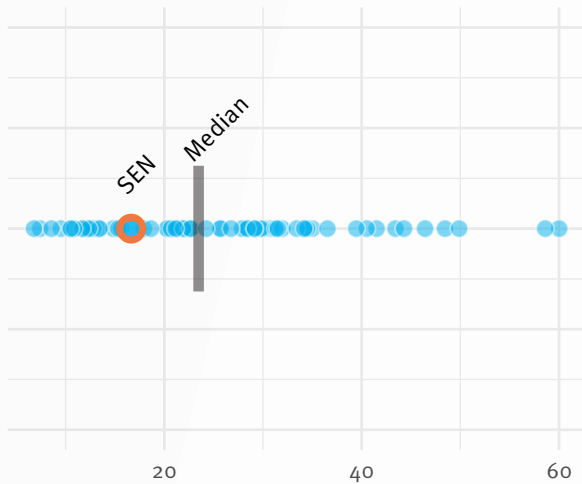
# SENEGAL

GDP GROUP RANK: 46/64 (M)

OVERALL RANK: 112/137

Region	Income group	GDP (USD Bn)	GDP per capita (USD)	Population (thou)
Sub-Saharan Africa	Lower middle	25	1,488	16,744

## QI4SD Index (M group)



## P-Scores



Vertical lines represent in-group median scores. Ranks are within GDP group (M)

## STRENGTHS AND WEAKNESSES

Strengths	Dimension	Rank	Value	Unit
Membership of ITU	Standards	31	6	Composite score
Adopted IEC standards	Standards	32	56	Number
Membership of IQNet	Conformity	57	1	Composite score

Weaknesses	Dimension	Rank	Value	Unit
Participation in ISO technical committees	Standards	101	32	Number
Number of recognised certificates (ISO)	Conformity	103	410	Number
Number of recognised certificates (IQNet)	Conformity	117	3	Number

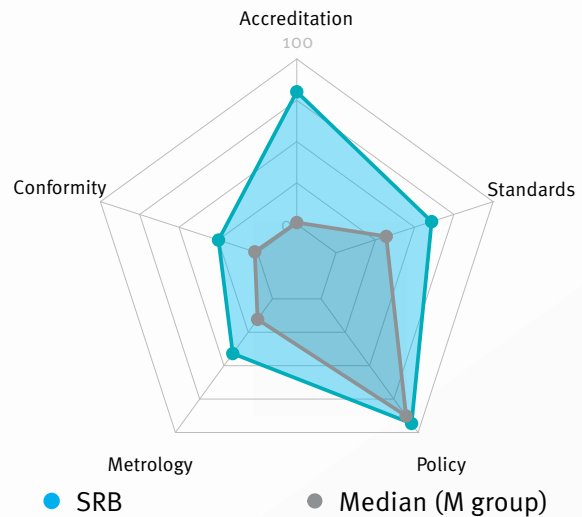
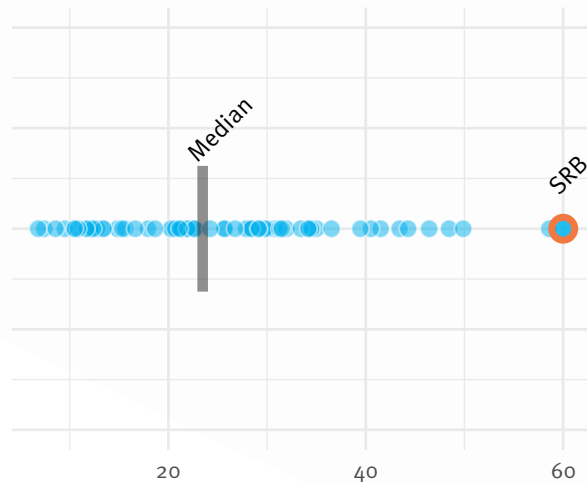


# SERBIA

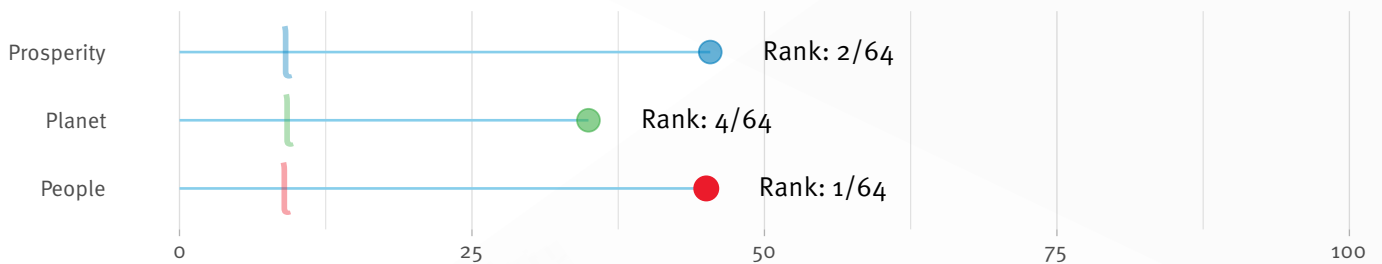
GDP GROUP RANK: 1/64 (M)  
OVERALL RANK: 22/137

Region	Income group	GDP (USD Bn)	GDP per capita (USD)	Population (thou)
Europe & Central Asia	Upper middle	53	7,666	6,908

## QI4SD Index (M group)



## P-Scores



Vertical lines represent in-group median scores. Ranks are within GDP group (M)

## STRENGTHS AND WEAKNESSES

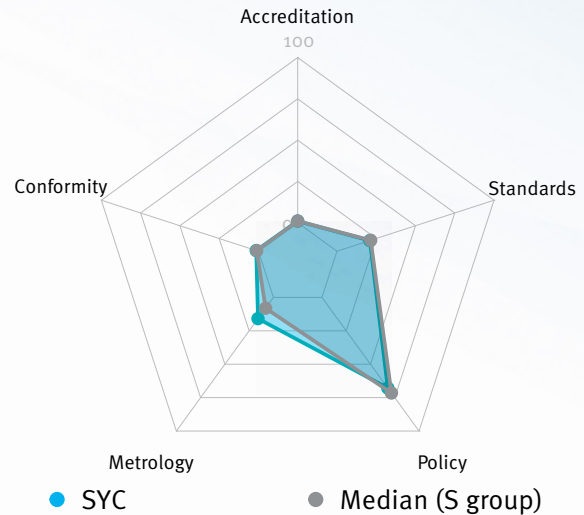
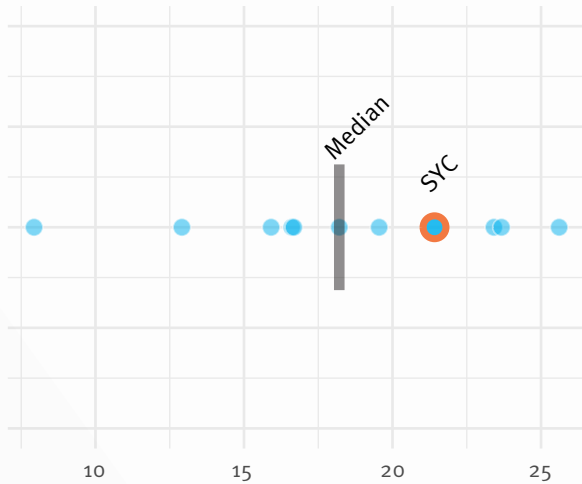
Strengths	Dimension	Rank	Value	Unit
Number of IECEE certificates recognised	Conformity	4	2,820	Number
Adopted ISO standards	Standards	7	18	Number
Membership of IQNet	Conformity	16	6	Composite score

Weaknesses	Dimension	Rank	Value	Unit
Participation in key and supplementary comparisons	Metrology	48	63	Composite score
Number of recognised certificates (ISO)	Conformity	51	3,990	Number
Membership of ITU	Standards	79	1	Composite score

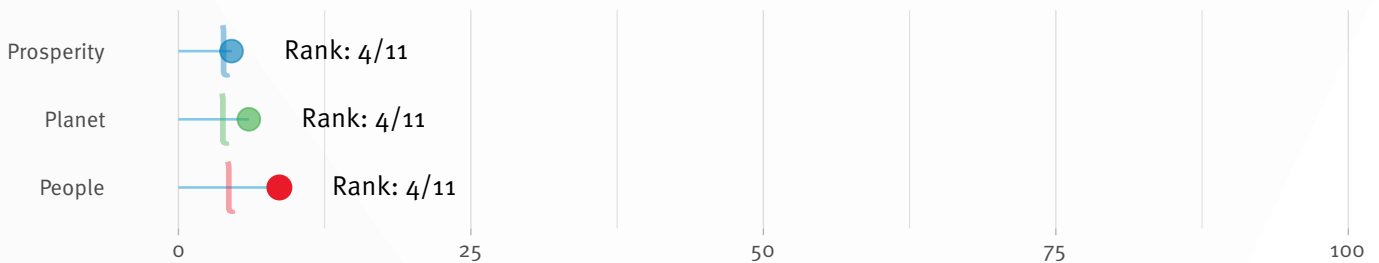


Region	Income group	GDP (USD Bn)	GDP per capita (USD)	Population (thou)
Sub-Saharan Africa	High	1	11,425	98

## QI4SD Index (S group)



## P-Scores



Vertical lines represent in-group median scores. Ranks are within GDP group (S)

## STRENGTHS AND WEAKNESSES

Strengths	Dimension	Rank	Value	Unit
Involvement in OIML project groups	Metrology	48	6	Composite score
Adopted ISO standards	Standards	63	8	Number
Number of recognised certificates (ISO)	Conformity	80	925	Number

Weaknesses	Dimension	Rank	Value	Unit
Number of recognised certificates (ISO)	Conformity	80	925	Number
Participation in key and supplementary comparisons	Metrology	92	3	Number
Participation in ISO technical committees	Standards	115	20	Number

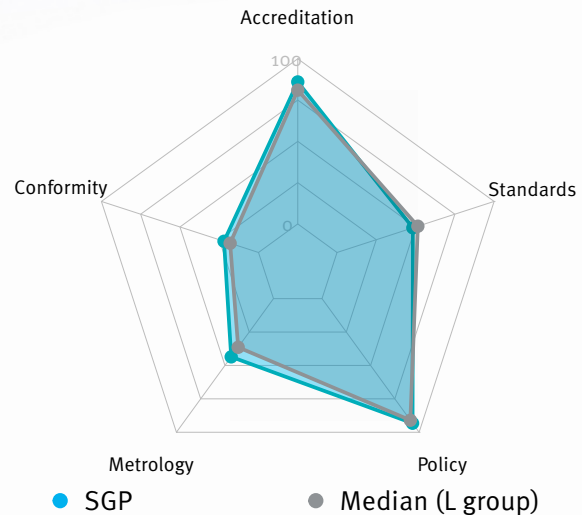
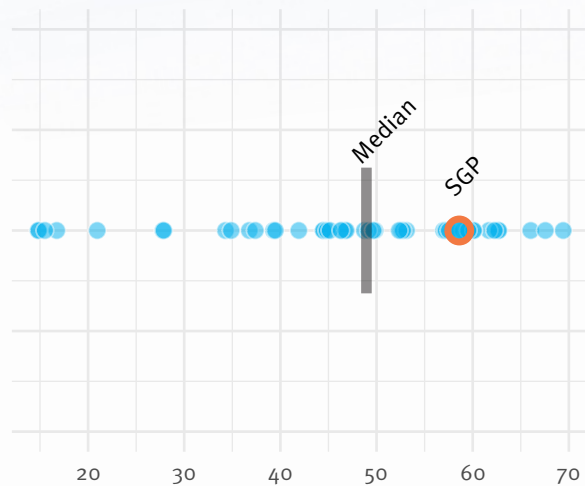


# SINGAPORE

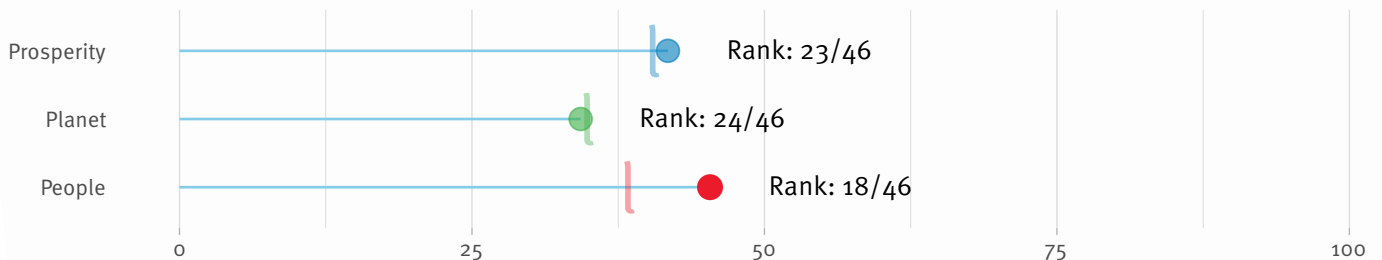
GDP GROUP RANK: 13/46 (L)  
OVERALL RANK: 27/137

Region	Income group	GDP (USD Bn)	GDP per capita (USD)	Population (thou)
East Asia & Pacific	High	340	59,798	5,686

## QI4SD Index (L group)



## P-Scores



Vertical lines represent in-group median scores. Ranks are within GDP group (L)

## STRENGTHS AND WEAKNESSES

Strengths	Dimension	Rank	Value	Unit
Number of IECEE certificates recognised	Conformity	8	1,830	Number
Participation in BIPM Consultative Committees	Metrology	19	13	Number
Breadth of CMCs	Metrology	21	28	Number of types

Weaknesses	Dimension	Rank	Value	Unit
Adopted ISO standards	Standards	55	9	Number
Membership of ITU	Standards	66	2	Composite score
Number of recognised certificates (IQNet)	Conformity	68	161	Number

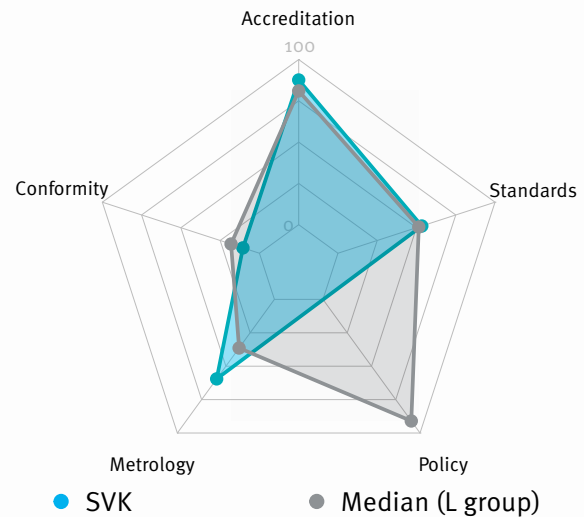
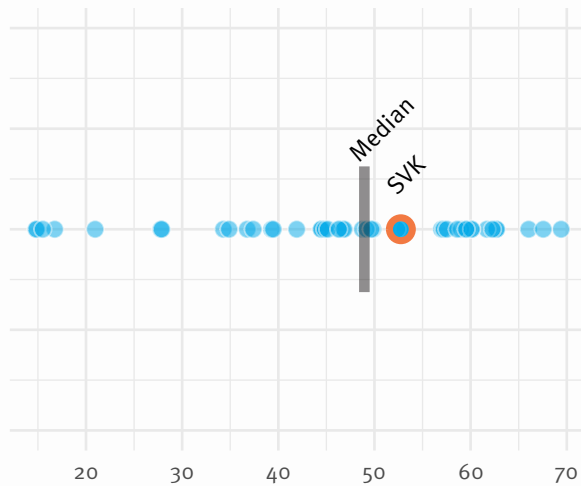


# SLOVAKIA

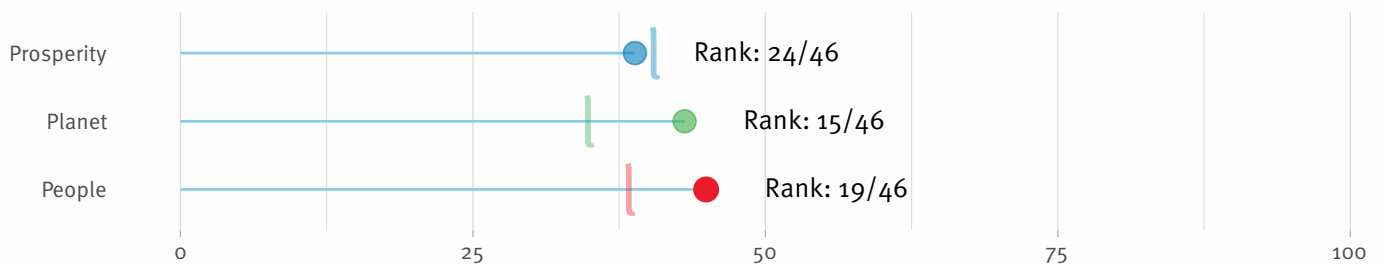
GDP GROUP RANK: 18/46 (L)  
OVERALL RANK: 36/137

Region	Income group	GDP (USD Bn)	GDP per capita (USD)	Population (thou)
Europe & Central Asia	High	105	19,157	5,459

## QI4SD Index (L group)



## P-Scores



Vertical lines represent in-group median scores. Ranks are within GDP group (L)

## STRENGTHS AND WEAKNESSES

Strengths	Dimension	Rank	Value	Unit
Involvement in OIML project groups	Metrology	12	80	Composite score
Participation in BIPM Consultative Committees	Metrology	20	12	Number
Scopes of IAF accreditation bodies	Accreditation	22	10	Number

Weaknesses	Dimension	Rank	Value	Unit
Number of recognised certificates (IQNet)	Conformity	57	284	Number
Membership of IQNet	Conformity	57	1	Composite score
Membership of ITU	Standards	99	0	Composite score

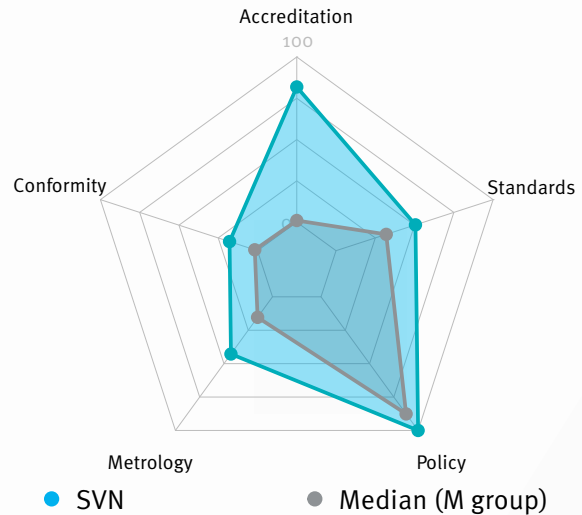
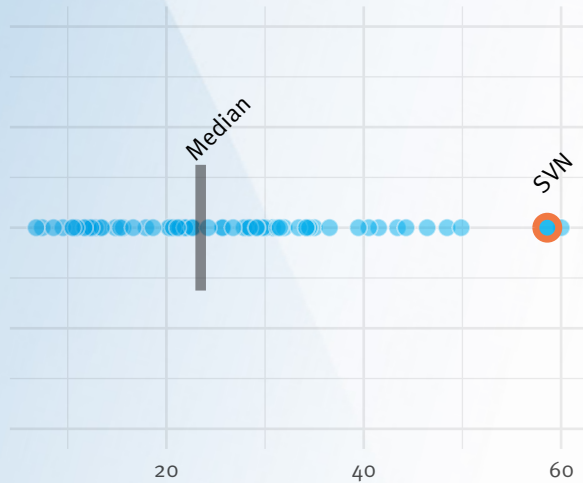


# SLOVENIA

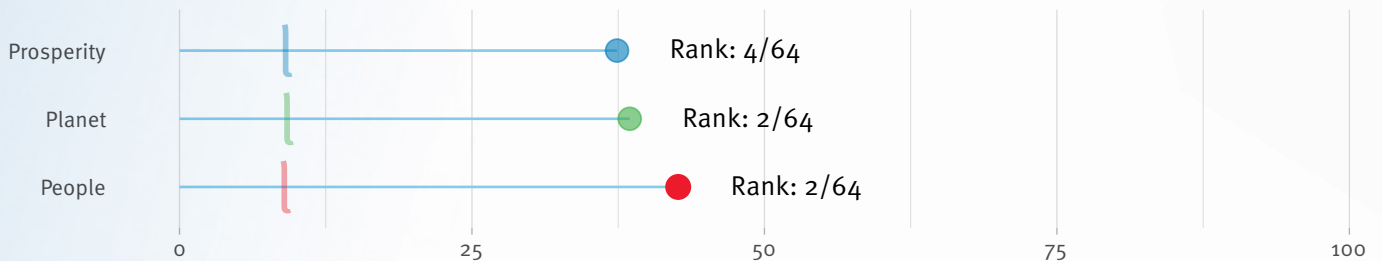
GDP GROUP RANK: 2/64 (M)  
OVERALL RANK: 27/137

Region	Income group	GDP (USD Bn)	GDP per capita (USD)	Population (thou)
Europe & Central Asia	High	54	25,517	2,100

## QI4SD Index (M group)



## P-Scores



Vertical lines represent in-group median scores. Ranks are within GDP group (M)

## STRENGTHS AND WEAKNESSES

Strengths	Dimension	Rank	Value	Unit
Involvement in OIML project groups	Metrology	23	50	Composite score
Membership of IQNet	Conformity	25	4	Composite score
Scopes of IAF accreditation bodies	Accreditation	28	9	Number

Weaknesses	Dimension	Rank	Value	Unit
Participation in BIPM Consultative Committees	Metrology	41	1	Number
Number of recognised certificates (ISO)	Conformity	59	2,550	Number
Participation in ISO technical committees	Standards	63	154	Number



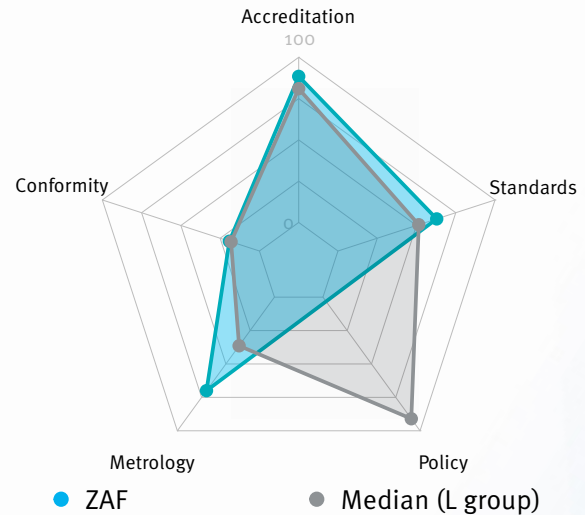
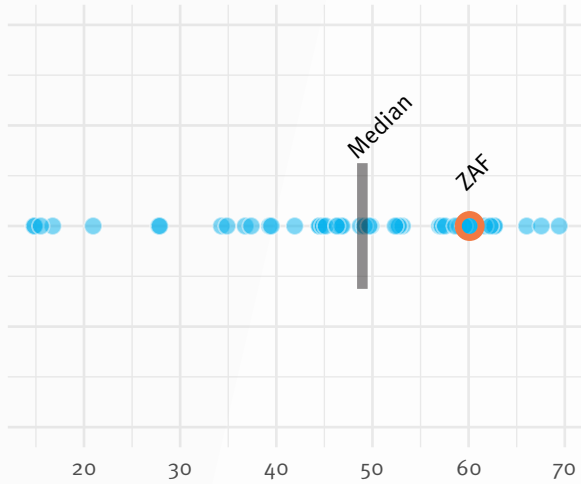
# SOUTH AFRICA

GDP GROUP RANK: 8/46 (L)

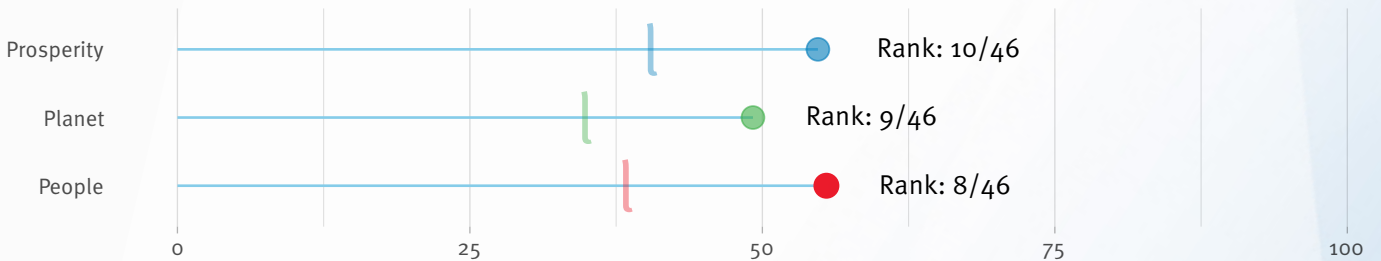
OVERALL RANK: 20/137

Region	Income group	GDP (USD Bn)	GDP per capita (USD)	Population (thou)
Sub-Saharan Africa	Upper middle	302	5,091	59,309

## QI4SD Index (L group)



## P-Scores



Vertical lines represent in-group median scores. Ranks are within GDP group (L)

## STRENGTHS AND WEAKNESSES

Strengths	Dimension	Rank	Value	Unit
Involvement in OIML project groups	Metrology	10	86	Composite score
Participation in BIPM Consultative Committees	Metrology	11	18	Number
Membership of ITU	Standards	11	15	Composite score

Weaknesses	Dimension	Rank	Value	Unit
Number of recognised certificates (ISO)	Conformity	32	7,230	Number
Scopes of IAF accreditation bodies	Accreditation	36	8	Number
Membership of IQNet	Conformity	57	1	Composite score



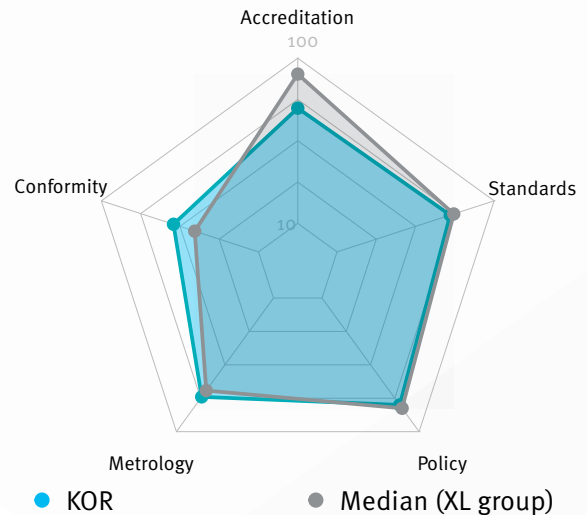
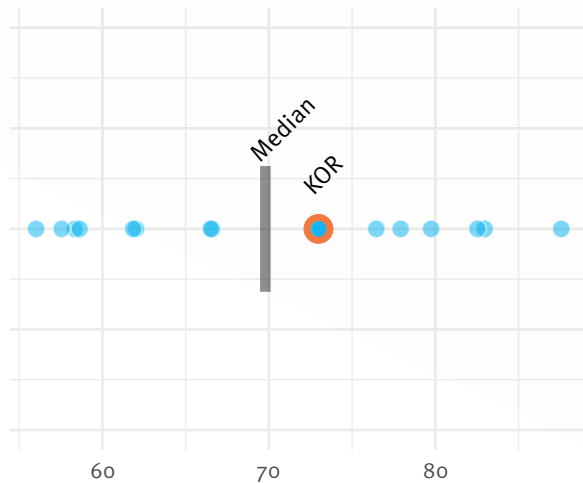
# SOUTH KOREA

GDP GROUP RANK: 8/16 (XL)

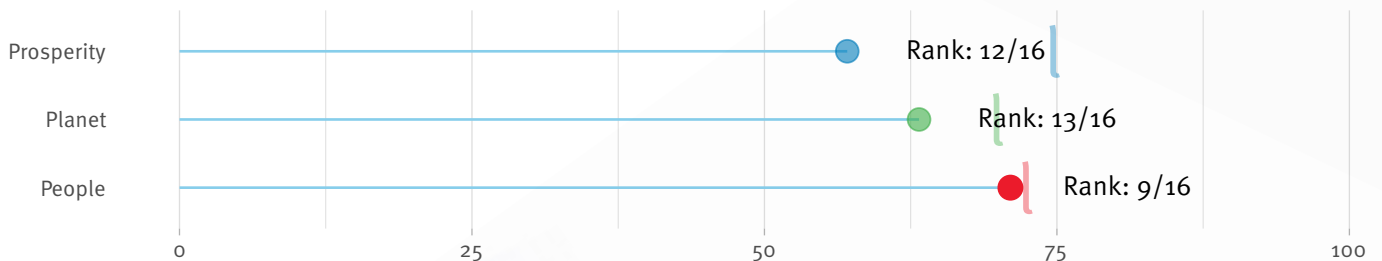
OVERALL RANK: 8/137

Region	Income group	GDP (USD Bn)	GDP per capita (USD)	Population (thou)
East Asia & Pacific	High	1,631	31,489	51,781

## QI4SD Index (XL group)



## P-Scores



Vertical lines represent in-group median scores. Ranks are within GDP group (XL)

## STRENGTHS AND WEAKNESSES

Strengths	Dimension	Rank	Value	Unit
Participation in BIPM Consultative Committees	Metrology	1	20	Number
Number of IECEE certificates recognised	Conformity	3	4,860	Number
Breadth of CMCs	Metrology Metrology	4	4	Number of types

Weaknesses	Dimension	Rank	Value	Unit
OIML-CS - number of services recognised	Standards	30	4	Number
Adopted ISO standards	Standards	43	12	Number
Scopes of IAF accreditation bodies	Accreditation	46	6	Number





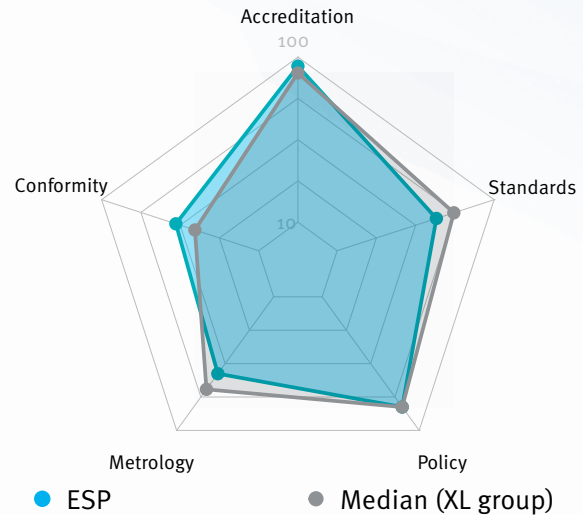
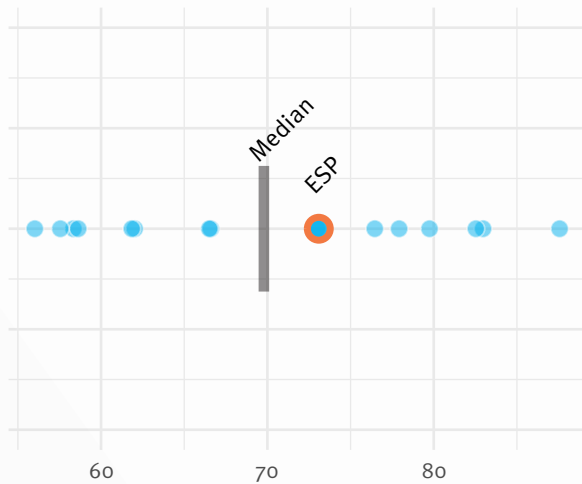
# SPAIN

GDP GROUP RANK: 7/16 (XL)

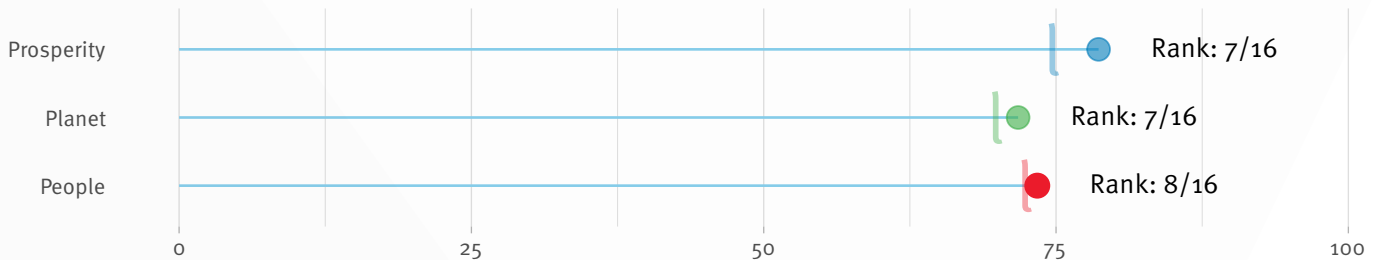
OVERALL RANK: 7/137

Region	Income group	GDP (USD Bn)	GDP per capita (USD)	Population (thou)
Europe & Central Asia	High	1,281	27,063	47,352

## QI4SD Index (XL group)



## P-Scores



Vertical lines represent in-group median scores. Ranks are within GDP group (XL)

## STRENGTHS AND WEAKNESSES

Strengths	Dimension	Rank	Value	Unit
Number of recognised certificates (IQNet)	Conformity	4	18,300	Number
Scopes of IAF accreditation bodies	Accreditation	5	12	Number
Membership of IQNet	Conformity	5	35	Composite score

Weaknesses	Dimension	Rank	Value	Unit
Breadth of CMCs	Metrology	22	27	Number of types
Number of IECEE certificates recognised	Conformity	30	6	Number
Adopted ISO standards	Standards	68	8	Number

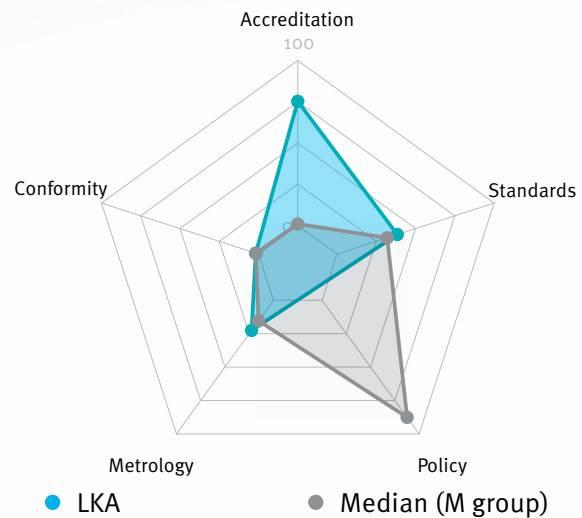
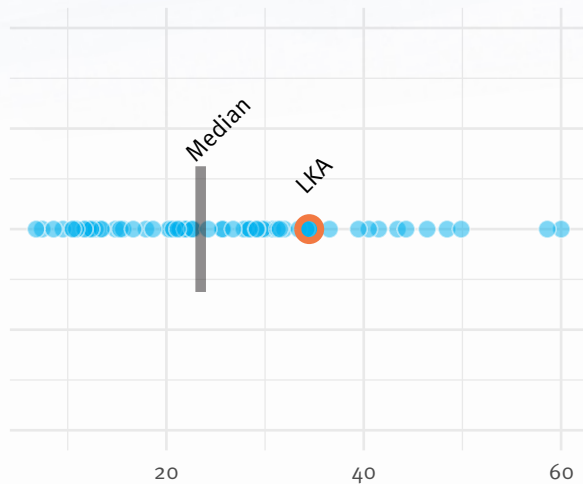


# SRI LANKA

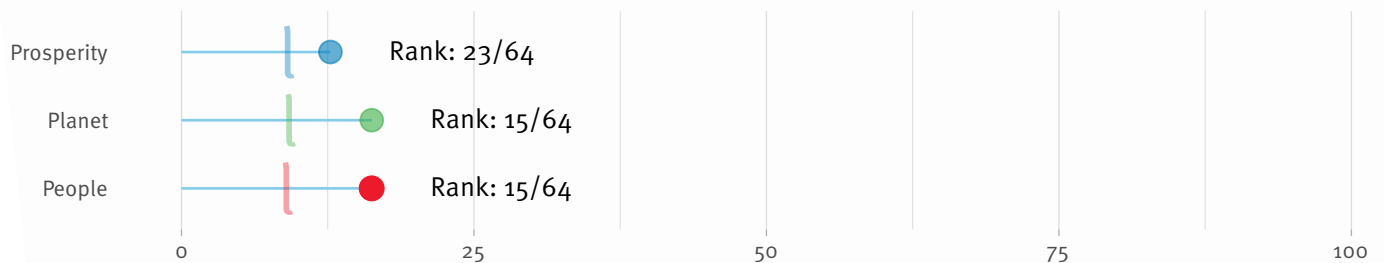
GDP GROUP RANK: 13/64 (M)  
OVERALL RANK: 67/137

Region	Income group	GDP (USD Bn)	GDP per capita (USD)	Population (thou)
South Asia	Lower middle	81	3,682	21,919

## QI4SD Index (M group)



## P-Scores



Vertical lines represent in-group median scores. Ranks are within GDP group (M)

## STRENGTHS AND WEAKNESSES

Strengths	Dimension	Rank	Value	Unit
Participation in ISO technical committees	Standards	44	290	Number
Scopes of IAF accreditation bodies	Accreditation	54	5	Number
Participation in IEC technical committees	Standards	57	8	Number

Weaknesses	Dimension	Rank	Value	Unit
Involvement in OIML project groups	Metrology	61	1	Composite score
Number of recognised certificates (ISO)	Conformity	69	1,700	Number
Participation in key and supplementary comparisons	Metrology	78	10	Number



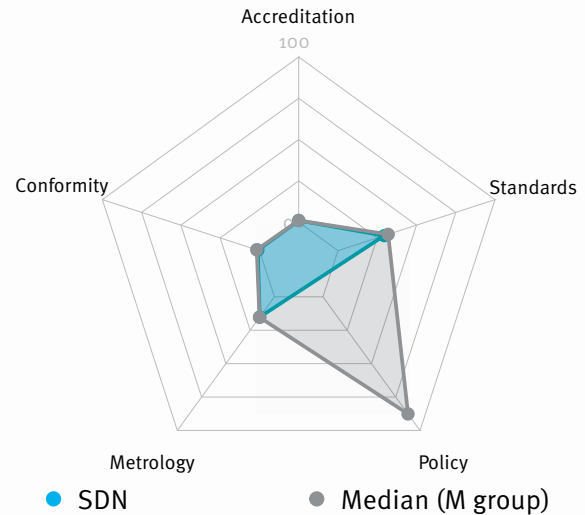
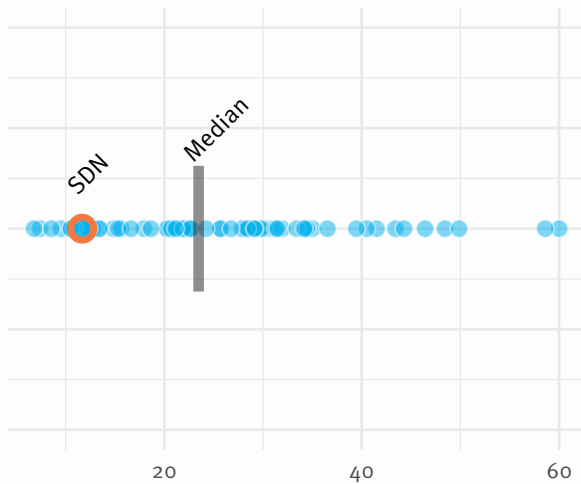
# SUDAN

GDP GROUP RANK: 57/64 (M)

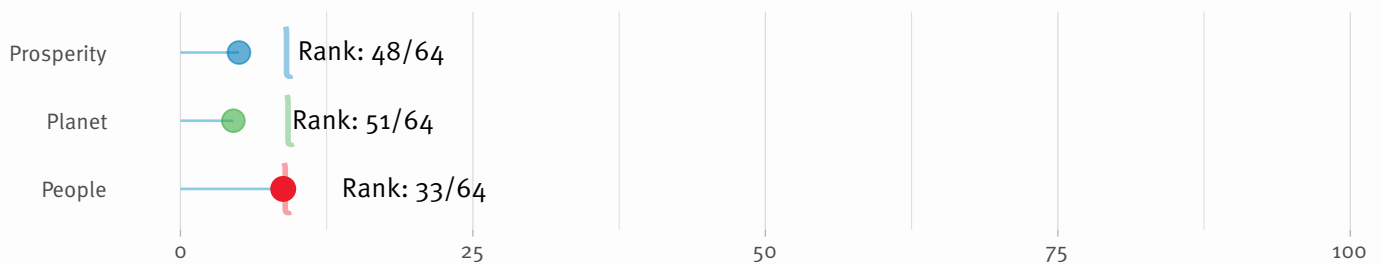
OVERALL RANK: 129/137

Region	Income group	GDP (USD Bn)	GDP per capita (USD)	Population (thou)
Sub-Saharan Africa	Low	26	595	43,849

## QI4SD Index (M group)



## P-Scores



Vertical lines represent in-group median scores. Ranks are within GDP group (M)

## STRENGTHS AND WEAKNESSES

Strengths	Dimension	Rank	Value	Unit
Adopted IEC standards	Conformity	16	185	Number
Membership of ITU	Accreditation	40	4	Composite score
Participation in key and supplementary comparisons	Conformity	96	1	Number

Weaknesses	Dimension	Rank	Value	Unit
Participation in ISO technical committees	Standards	102	30	Number
Number of recognised certificates (IQNet)	Conformity	111	5	Number
Number of recognised certificates (ISO)	Conformity	125	124	Number

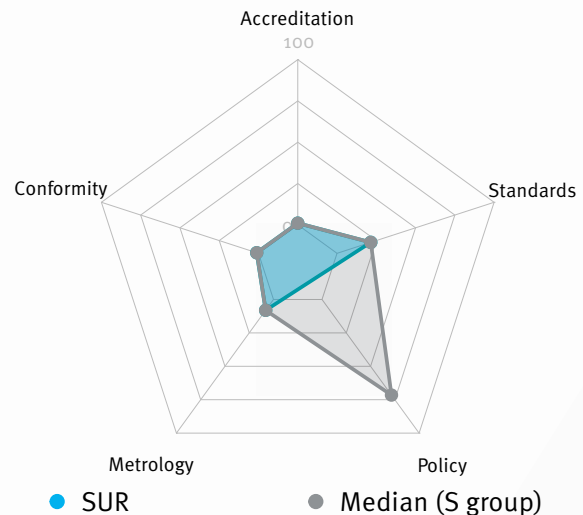
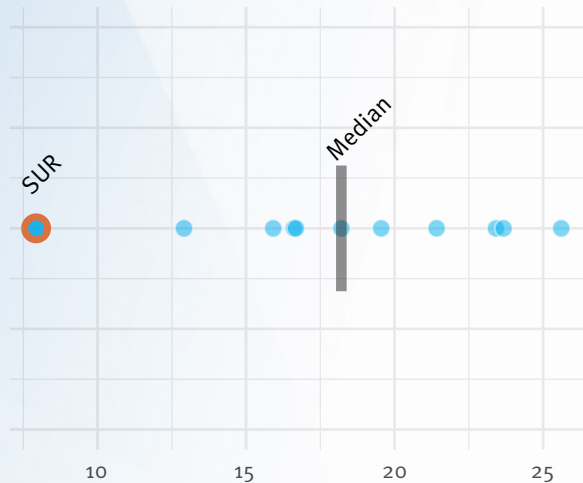


# SURINAME

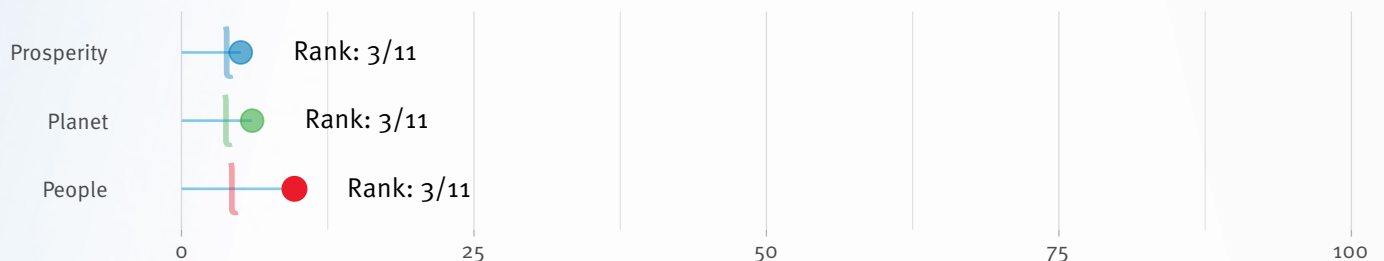
GDP GROUP RANK: 11/11 (S)  
OVERALL RANK: 135/137

Region	Income group	GDP (USD Bn)	GDP per capita (USD)	Population (thou)
Latin America & Caribbean	Upper middle	4	6,491	587

## QI4SD Index (S group)



## P-Scores



Vertical lines represent in-group median scores. Ranks are within GDP group (S)

## STRENGTHS AND WEAKNESSES

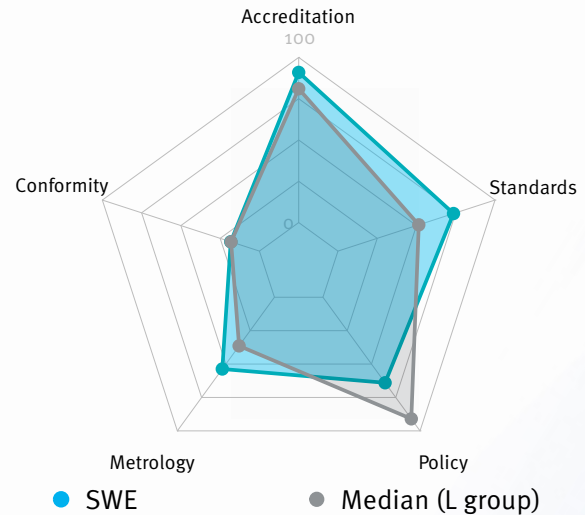
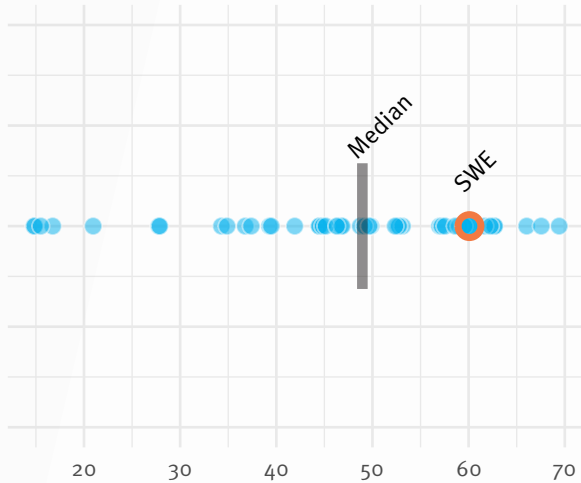
Strengths	Dimension	Rank	Value	Unit
Adopted IEC standards	Standards	14	211	Number
Adopted ISO standards	Standards	75	5	Number
Number of recognised certificates (ISO)	Conformity	104	398	Number

Weaknesses	Dimension	Rank	Value	Unit
Adopted ISO standards	Standards	755	5	Number
Number of recognised certificates (ISO)	Conformity	104	398	Number
Number of recognised certificates (IQNet)	Conformity	124	1	Number

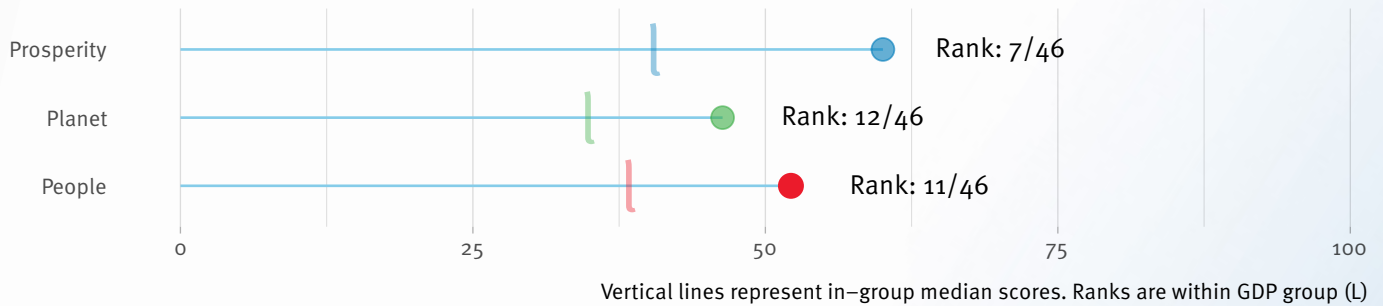


Region	Income group	GDP (USD Bn)	GDP per capita (USD)	Population (thou)
Europe & Central Asia	High	541	52,259	10,353

## QI4SD Index (L group)



## P-Scores



## STRENGTHS AND WEAKNESSES

Strengths	Dimension	Rank	Value	Unit
Scopes of IAF accreditation bodies	Accreditation	5	12	Number
Participation in IEC technical committees	Standards	9	296	Number
Participation in ISO technical committees	Standards	13	1,040	Number

Weaknesses	Dimension	Rank	Value	Unit
Number of recognised certificates (ISO)	Conformity	34	7,030	Number
Number of recognised certificates (IQNet)	Conformity	40	720	Number
Membership of IQNet	Conformity	57	1	Composite score



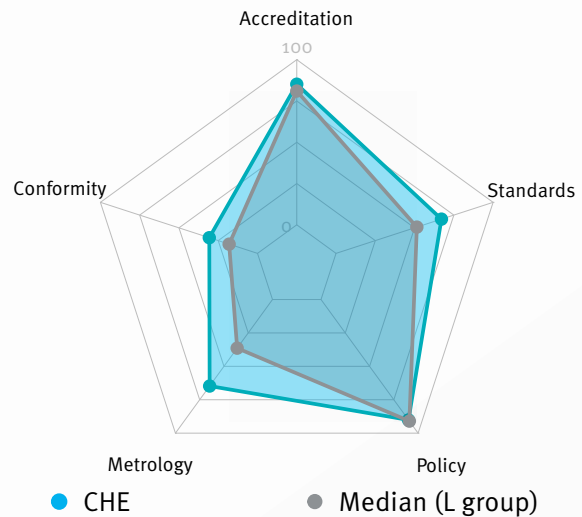
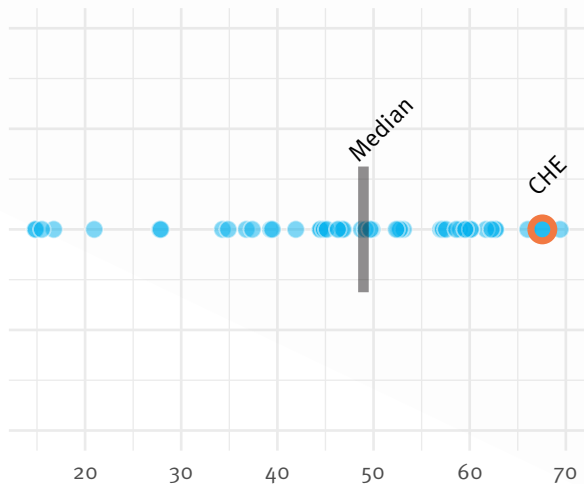
# SWITZERLAND

GDP GROUP RANK: : 2/46 (L)

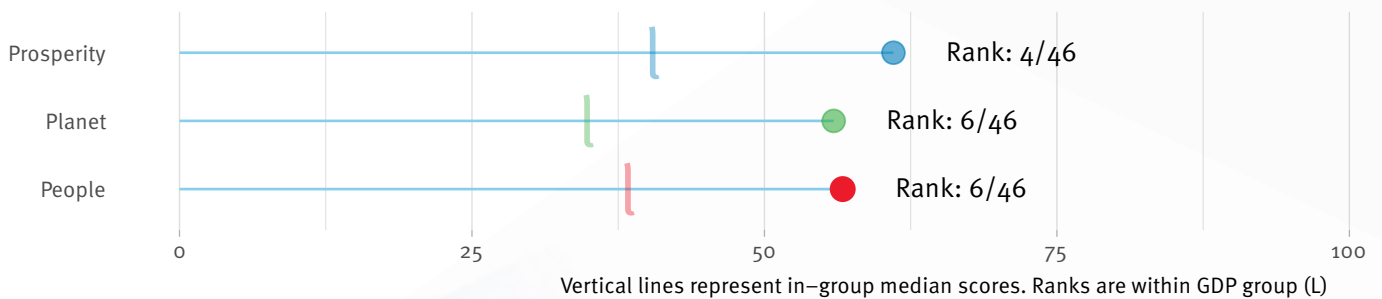
OVERALL RANK: : 10/137

Region	Income group	GDP (USD Bn)	GDP per capita (USD)	Population (thou)
Europe & Central Asia	High	752	87,097	8,637

## QI4SD Index (L group)



## P-Scores



## STRENGTHS AND WEAKNESSES

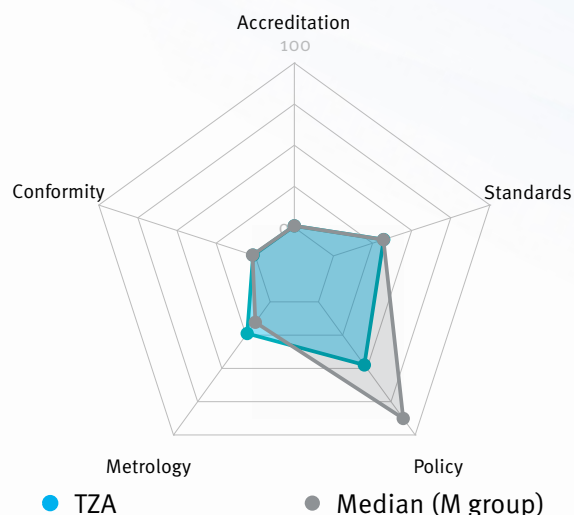
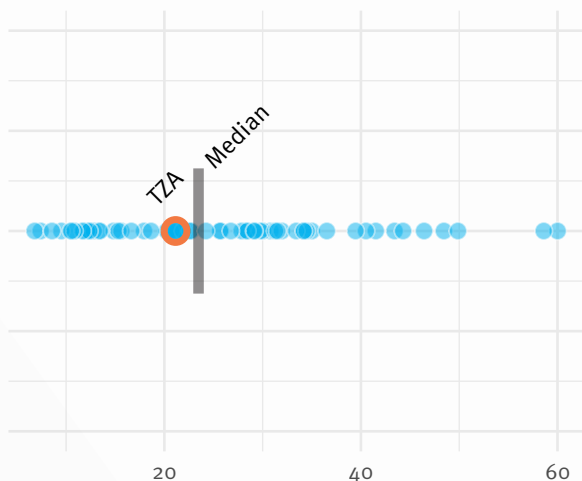
Strengths	Dimension	Rank	Value	Unit
Participation in BIPM Consultative Committees	Metrology	11	18	Number
Participation in IEC technical committees	Standards	12	286	Number
Number of recognised certificates (IQNet)	Conformity	13	6,960	Number

Weaknesses	Dimension	Rank	Value	Unit
OIML-CS - number of services recognised	Metrology	20	19	Number
Membership of IQNet	Conformity	31	3	Composite score
Adopted ISO standards	Standards	55	9	Number

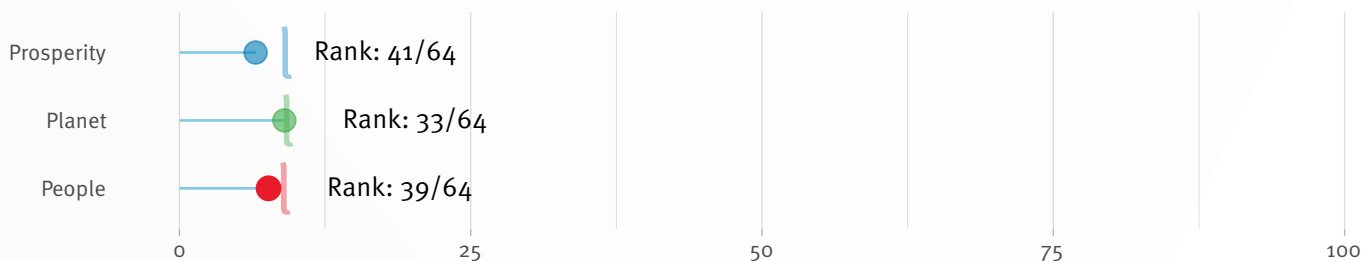


Region	Income group	GDP (USD Bn)	GDP per capita (USD)	Population (thou)
Sub-Saharan Africa	Lower middle	62	1,076	59,734

## QI4SD Index (M group)



## P-Scores



Vertical lines represent in-group median scores. Ranks are within GDP group (M)

## STRENGTHS AND WEAKNESSES

Strengths	Dimension	Rank	Value	Unit
Adopted IEC standards	Standards	28	71	Number
Adopted ISO standards	Standards	37	13	Number
Involvement in OIML project groups	Metrology	38	14	Composite score

Weaknesses	Dimension	Rank	Value	Unit
Number of recognised certificates (ISO)	Conformity	85	831	Number
Participation in key and supplementary comparisons	Conformity	96	1	Number
Number of recognised certificates (IQNet)	Conformity	101	16	Number



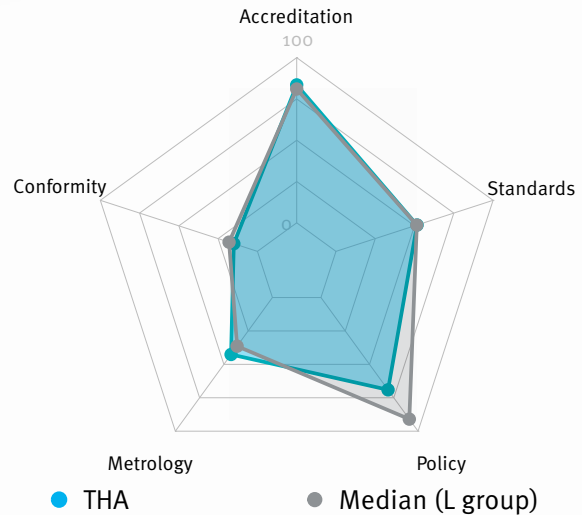
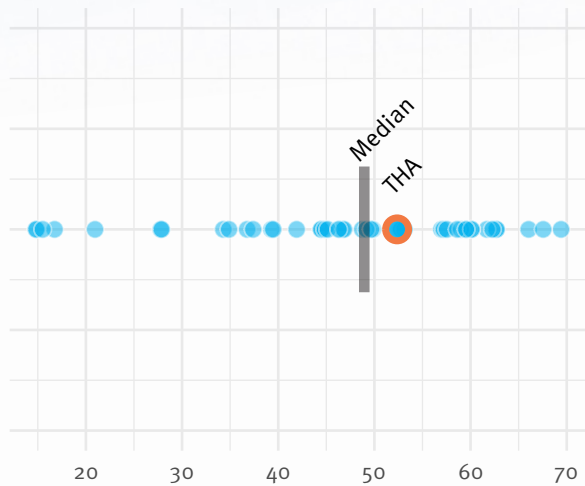
# THAILAND

GDP GROUP RANK: 20/46 (L)

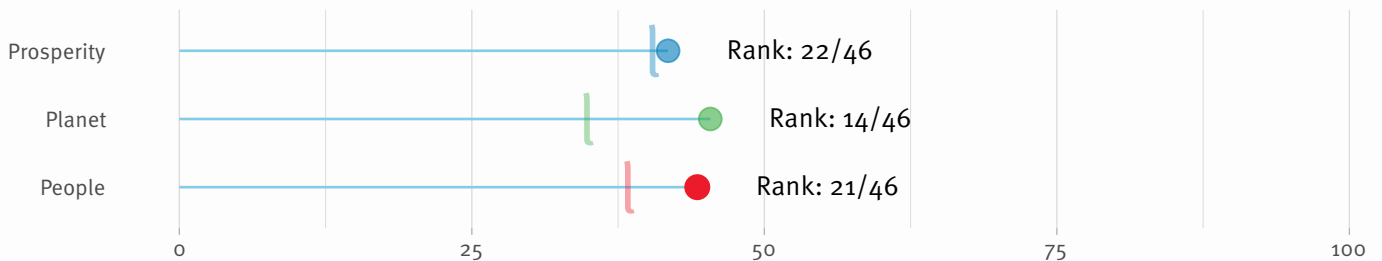
OVERALL RANK: 38/137

Region	Income group	GDP (USD Bn)	GDP per capita (USD)	Population (thou)
East Asia & Pacific	Upper middle	4502	7,189	69,800

## QI4SD Index (L group)



## P-Scores



Vertical lines represent in-group median scores. Ranks are within GDP group (L)

## STRENGTHS AND WEAKNESSES

Strengths	Dimension	Rank	Value	Unit
Participation in key and supplementary comparisons	Metrology	20	241	Number
Number of recognised certificates (ISO)	Conformity	22	12,200	Number
Breadth of CMCs	Metrology	22	27	Number of types

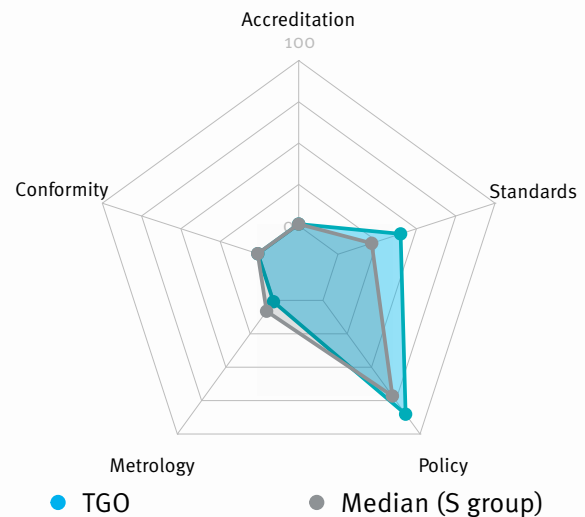
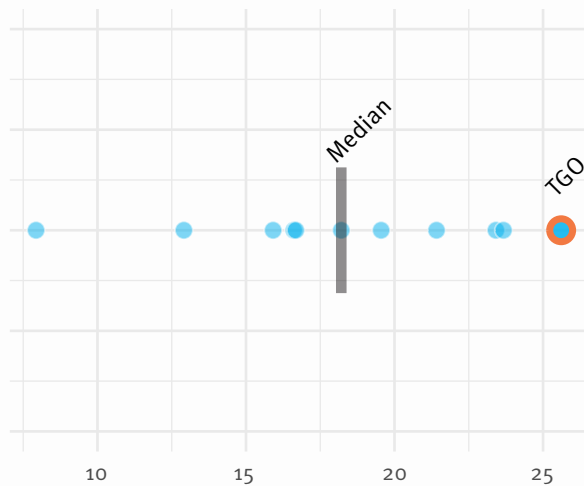
Weaknesses	Dimension	Rank	Value	Unit
Adopted ISO standards	Standards	51	10	Number
Scopes of IAF accreditation bodies	Accreditation	54	5	Number
Involvement in OIML project groups	Metrology	61	1	Composite score



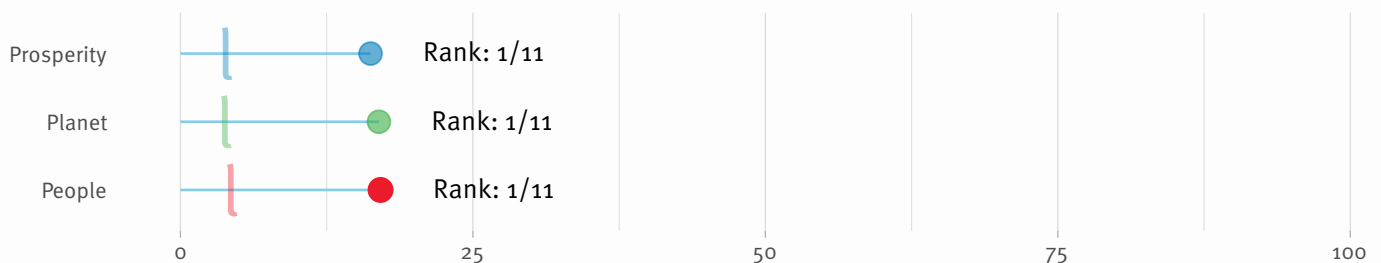


Region	Income group	GDP (USD Bn)	GDP per capita (USD)	Population (thou)
Sub-Saharan Africa	Low	8	915	8,279

## QI4SD Index (S group)



## P-Scores



Vertical lines represent in-group median scores. Ranks are within GDP group (S)

## STRENGTHS AND WEAKNESSES

Strengths	Dimension	Rank	Value	Unit
Adopted IEC standards	Standards	1	544	Number
Adopted ISO standards	Standards	5	20	Number
Participation in ISO technical committees	Standards	122	11	Number

Weaknesses	Dimension	Rank	Value	Unit
Adopted ISO standards	Standards	5	20	Number
Participation in ISO technical committees	Standards	122	11	Number
Number of recognised certificates (ISO)	Conformity	135	34	Number

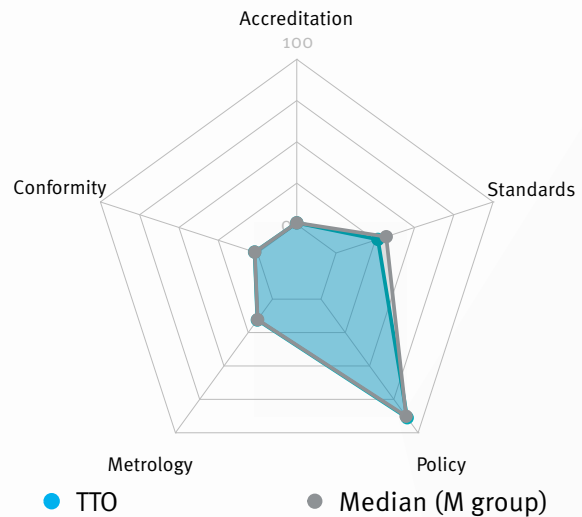
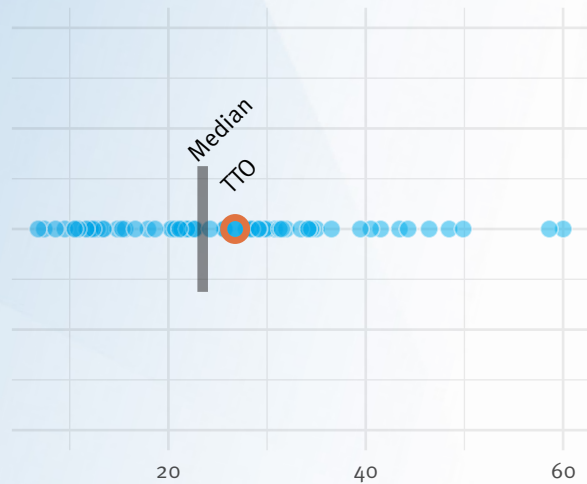


# TRINIDAD AND TOBAGO

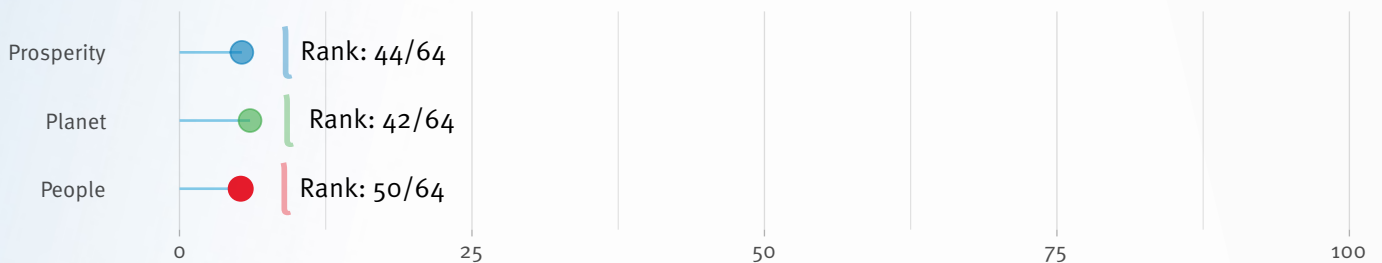
GDP GROUP RANK: 29/64 (M)  
OVERALL RANK: 86/137

Region	Income group	GDP (USD Bn)	GDP per capita (USD)	Population (thou)
Latin America & Caribbean	High	22	15,384	1,399

## QI4SD Index (M group)



## P-Scores



Vertical lines represent in-group median scores. Ranks are within GDP group (M)

## STRENGTHS AND WEAKNESSES

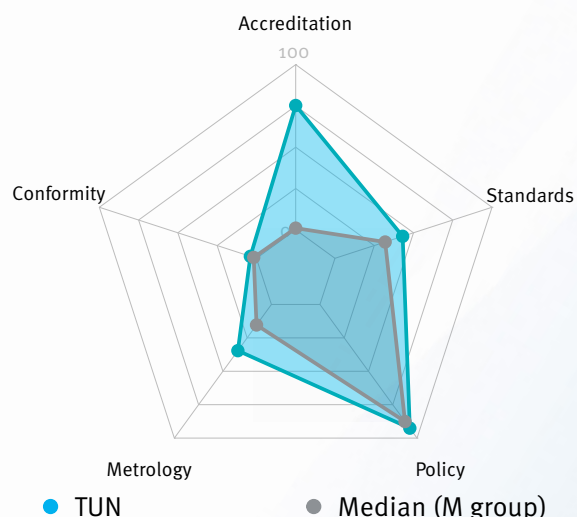
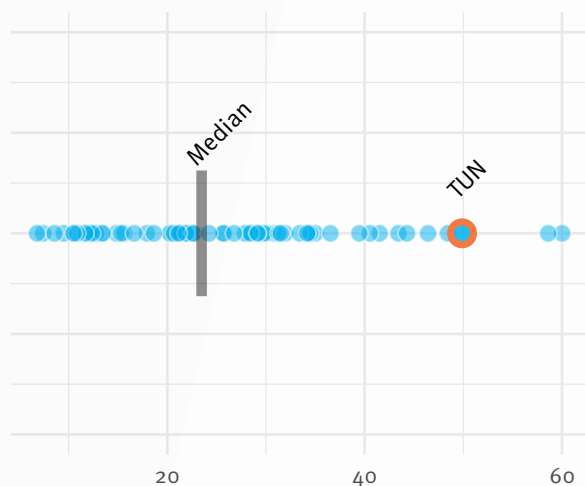
Strengths	Dimension	Rank	Value	Unit
Adopted IEC standards	Standards	41	20	Number
Membership of ITU	Standards	53	3	Composite score
Adopted ISO standards	Standards	63	8	Number

Weaknesses	Dimension	Rank	Value	Unit
Number of CMCs	Metrology	79	1	Number
Number of recognised certificates (IQNet)	Conformity	82	73	Number
Participation in ISO technical committees	Standards	82	83	Number

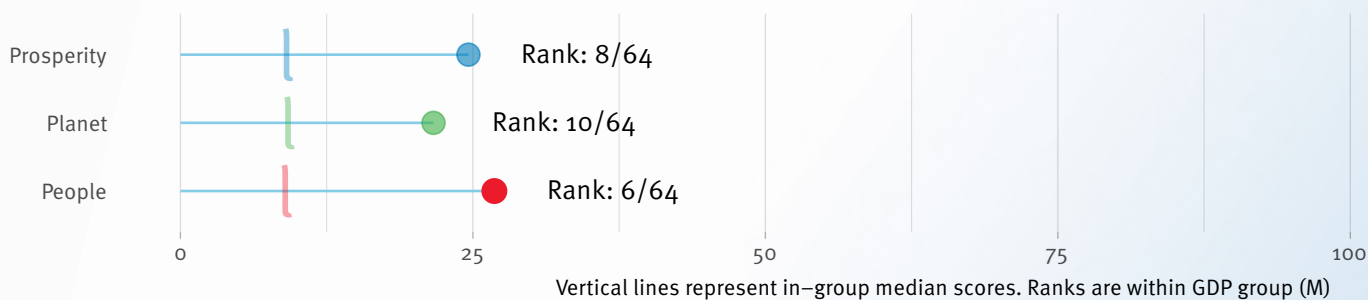


Region	Income group	GDP (USD Bn)	GDP per capita (USD)	Population (thou)
Middle East & North Africa	Lower middle	39	3,320	11,819

## QI4SD Index (M group)



## P-Scores



## STRENGTHS AND WEAKNESSES

Strengths	Dimension	Rank	Value	Unit
OIML-CS - number of services recognised	Metrology	8	56	Number
Membership of ITU	Standards	25	8	Composite score
Adopted ISO standards	Standards	30	15	Number
Weaknesses	Dimension	Rank	Value	Unit
Participation in IEC technical committees	Standards	63	6	Number
Number of CMCs	Metrology	67	21	Number
Participation in key and supplementary comparisons	Metrology	72	16	Number



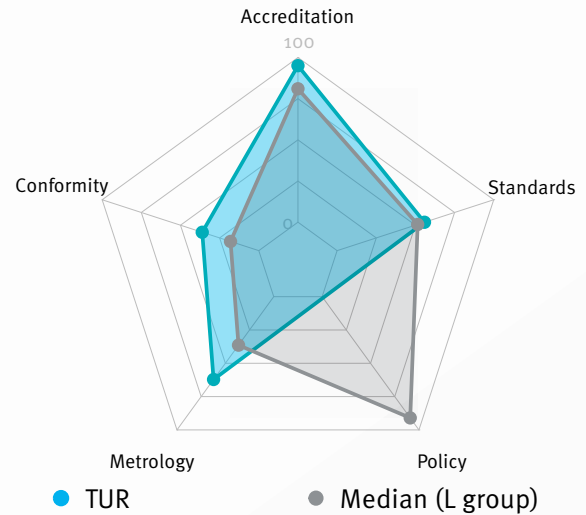
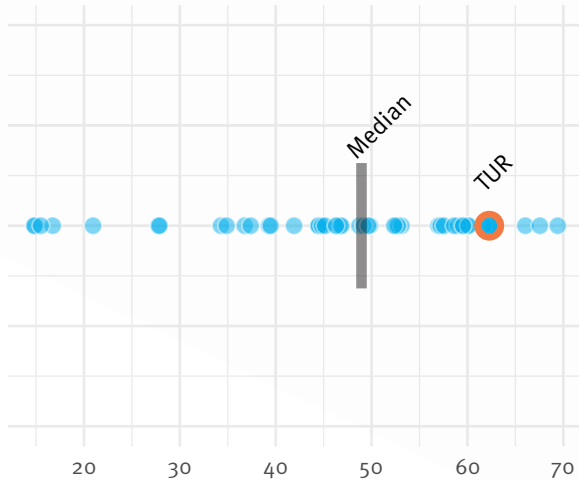
# TURKEY

GDP GROUP RANK: 6/46 (L)

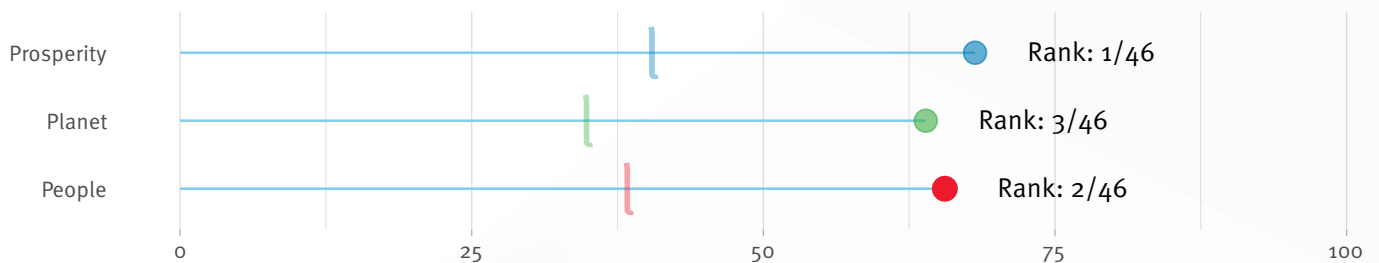
OVERALL RANK: 16/137

Region	Income group	GDP (USD Bn)	GDP per capita (USD)	Population (thou)
Europe & Central Asia	Upper middle	720	8,538	84,339

## QI4SD Index (L group)



## P-Scores



Vertical lines represent in-group median scores. Ranks are within GDP group (L)

## STRENGTHS AND WEAKNESSES

Strengths	Dimension	Rank	Value	Unit
Breadth of CMCs	Metrology	4	39	Number of types
Scopes of IAF accreditation bodies	Accreditation	5	12	Number
Membership of IQNet	Conformity	8	20	Composite score

Weaknesses	Dimension	Rank	Value	Unit
Participation in ISO technical committees	Standards	32	520	Number
Participation in IEC technical committees	Standards	38	125	Number
Adopted ISO standards	Standards	43	12	Number

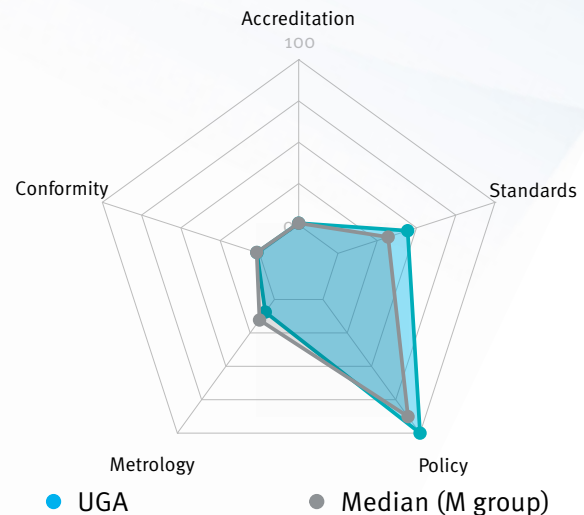
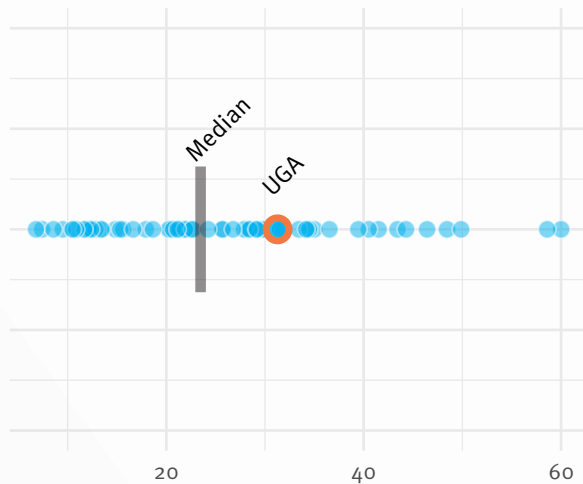


# UGANDA

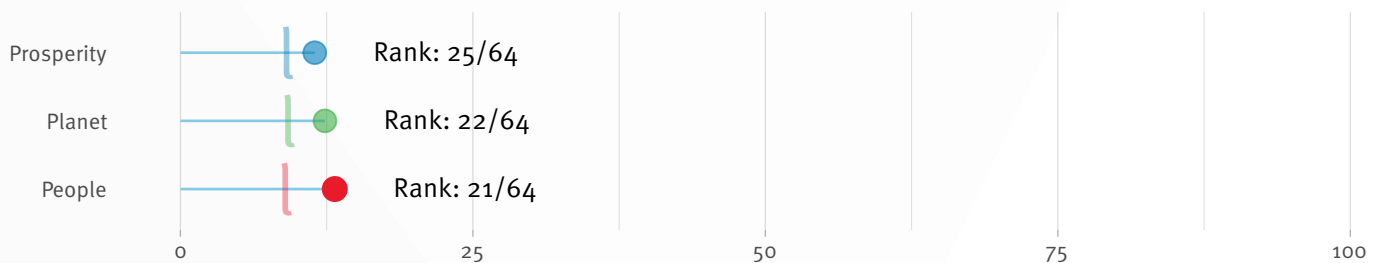
GDP GROUP RANK: 19/64 (M)  
OVERALL RANK: 74/137

Region	Income group	GDP (USD Bn)	GDP per capita (USD)	Population (thou)
Sub-Saharan Africa	Low	37	817	45,741

## QI4SD Index (M group)



## P-Scores



Vertical lines represent in-group median scores. Ranks are within GDP group (M)

## STRENGTHS AND WEAKNESSES

Strengths	Dimension	Rank	Value	Unit
Adopted ISO standards	Standards	7	18	Number
Adopted IEC standards	Standards	11	255	Number
OIML-CS - number of services recognised	Metrology	18	20	Number

Weaknesses	Dimension	Rank	Value	Unit
Participation in ISO technical committees	Standards	62	166	Number
Number of recognised certificates (IQNet)	Conformity	70	149	Number
Number of recognised certificates (ISO)	Conformity	90	779	Number



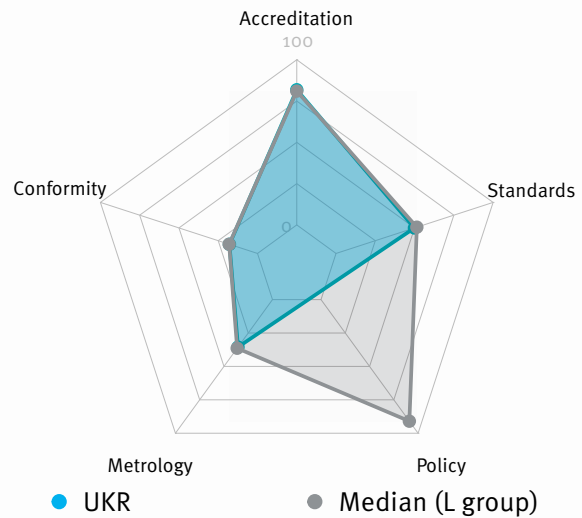
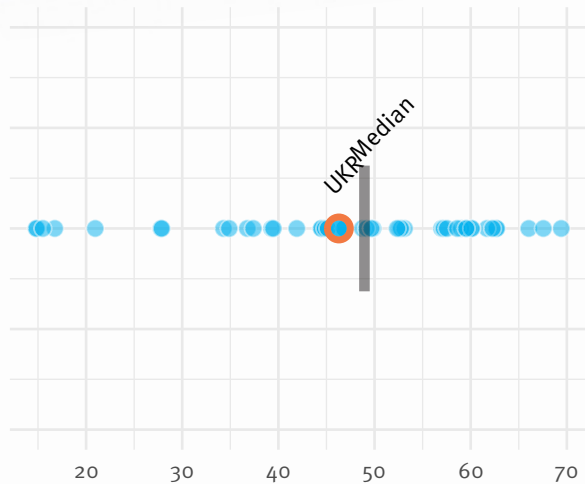
# UKRAINE

GDP GROUP RANK: 28/46 (L)

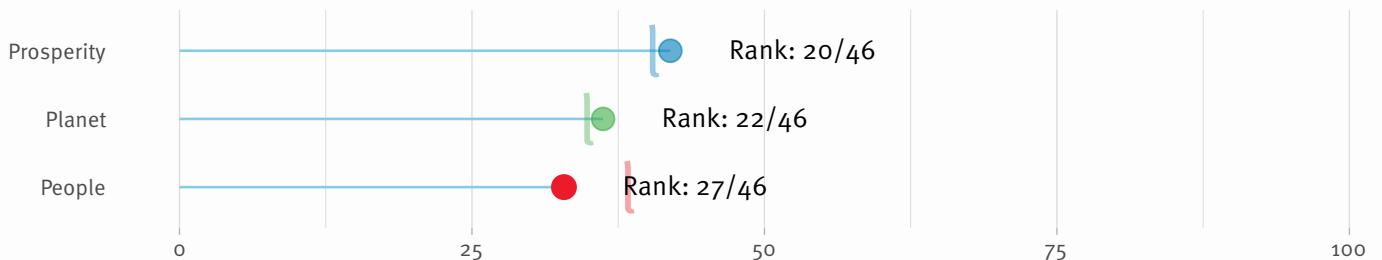
OVERALL RANK: 49/137

Region	Income group	GDP (USD Bn)	GDP per capita (USD)	Population (thou)
Europe & Central Asia	Lower middle	156	3,727	44,135

## QI4SD Index (L group)



## P-Scores



Vertical lines represent in-group median scores. Ranks are within GDP group (L)

## STRENGTHS AND WEAKNESSES

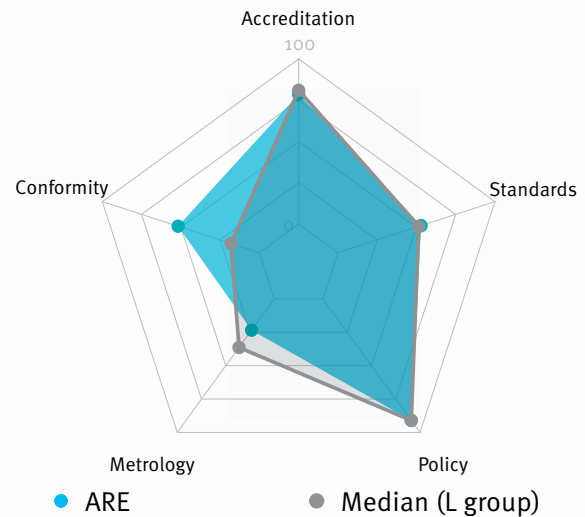
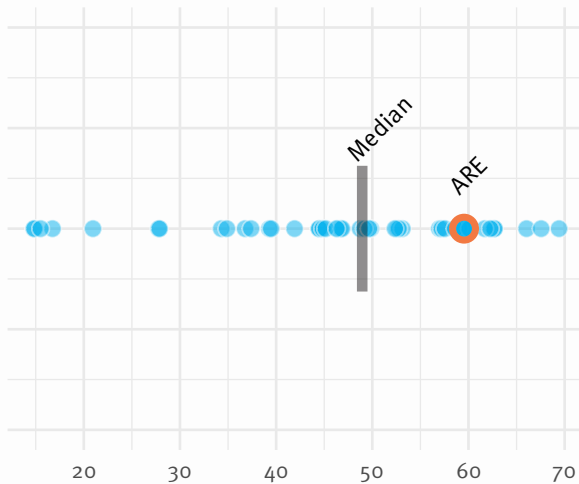
Strengths	Dimension	Rank	Value	Unit
Number of IECEE certificates recognised	Conformity	7	1,860	Number
Breadth of CMCs	Metrology	22	27	Number of types
Scopes of IAF accreditation bodies	Accreditation	28	9	Number

Weaknesses	Dimension	Rank	Value	Unit
Involvement in OIML project groups	Metrology	52	5	Composite score
Membership of ITU	Standards	53	3	Composite score
Adopted ISO standards	Standards	82	3	Number




Region	Income group	GDP (USD Bn)	GDP per capita (USD)	Population (thou)
Middle East & North Africa	High	421	43,103	9,890

## QI4SD Index (L group)



## P-Scores



## STRENGTHS AND WEAKNESSES

Strengths	Dimension	Rank	Value	Unit
Number of IECEE certificates recognised	Conformity	2	5,240	Number
Adopted ISO standards	Standards	3	21	Number
Membership of ITU	Standards	17	12	Composite score

Weaknesses	Dimension	Rank	Value	Unit
Participation in key and supplementary comparisons	Metrology	61	30	Number
Number of recognised certificates (IQNet)	Conformity	65	204	Number
Participation in ISO technical committees	Standards	85	75	Number



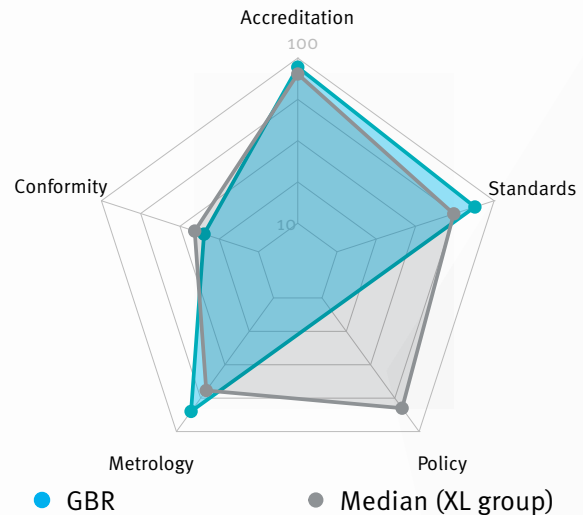
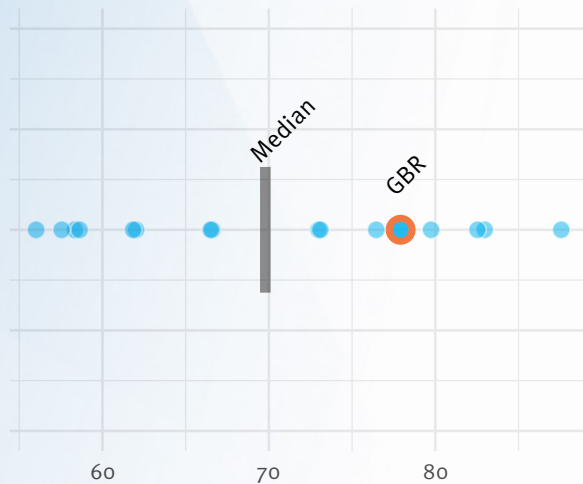
# UNITED KINGDOM

GDP GROUP RANK: 5/16 (XL)

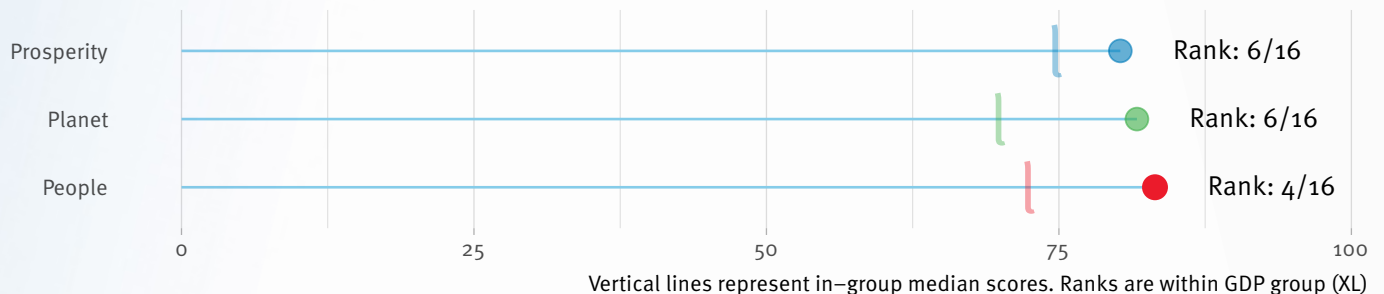
OVERALL RANK: 5/137

Region	Income group	GDP (USD Bn)	GDP per capita (USD)	Population (thou)
Europe & Central Asia	High	2,708	40,285	67,215

## QI4SD Index (XL group)



## P-Scores



Vertical lines represent in-group median scores. Ranks are within GDP group (XL)

## STRENGTHS AND WEAKNESSES

Strengths	Dimension	Rank	Value	Unit
Participation in BIPM Consultative Committees	Metrology	1	20	Number
Adopted ISO standards	Standards	1	22	Number
Participation in key and supplementary comparisons	Metrology	2	661	Number

Weaknesses	Dimension	Rank	Value	Unit
Number of IECEE certificates recognised	Conformity	15	272	Number
Membership of IQNet	Conformity	31	3	Composite score
Number of recognised certificates (IQNet)	Conformity	42	657	Number





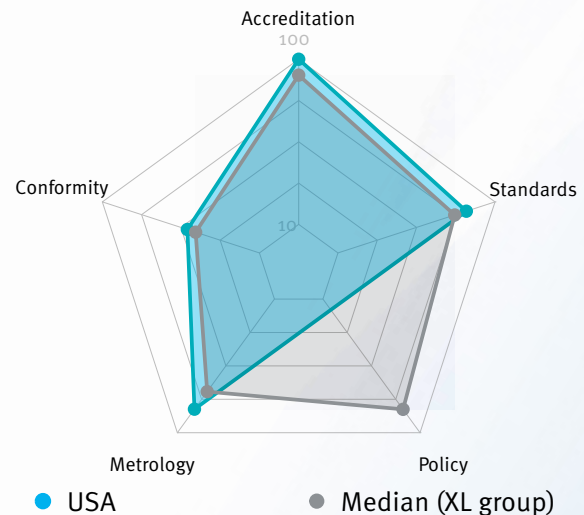
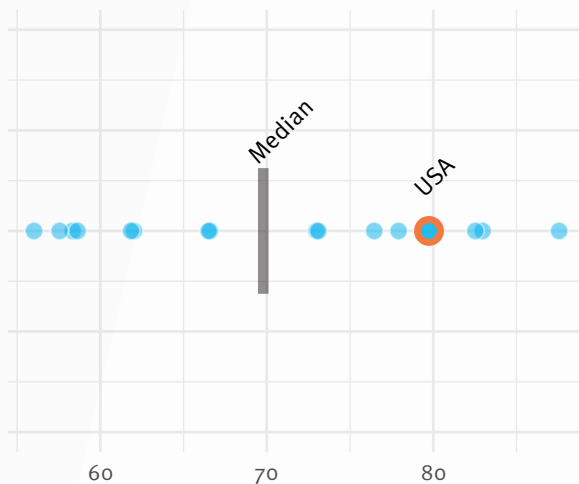
# UNITED STATES OF AMERICA

GDP GROUP RANK: 4/16 (XL)

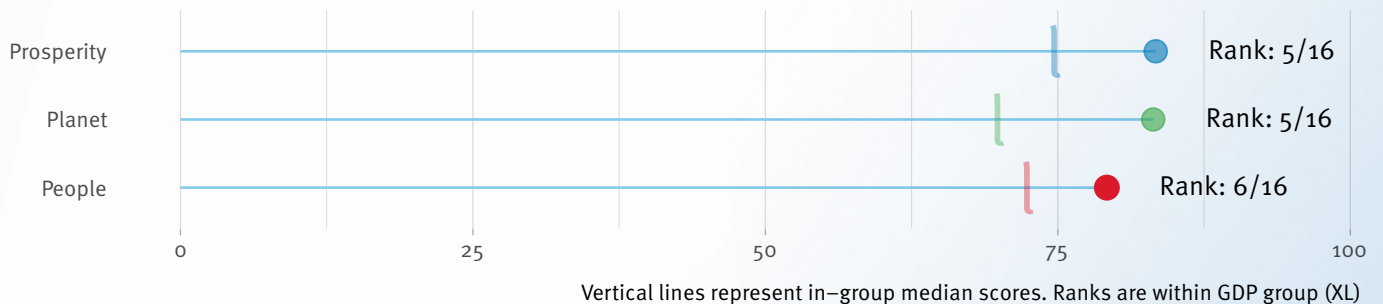
OVERALL RANK: 4/137

Region	Income group	GDP (USD Bn)	GDP per capita (USD)	Population (thou)
North America	High	20,937	63,544	329,484

## QI4SD Index (XL group)



## P-Scores



## STRENGTHS AND WEAKNESSES

Strengths	Dimension	Rank	Value	Unit
Scopes of IAF accreditation bodies	Accreditation	1	15	Number
Participation in BIPM Consultative Committees	Metrology	1	20	Number
Membership of ITU	Standards	1	130	Composite score

Weaknesses	Dimension	Rank	Value	Unit
Membership of IQNet	Conformity	20	5	Composite score
OIML-CS - number of services recognised	Metrology	31	2	Number
Adopted ISO standards	Standards	69	7	Number

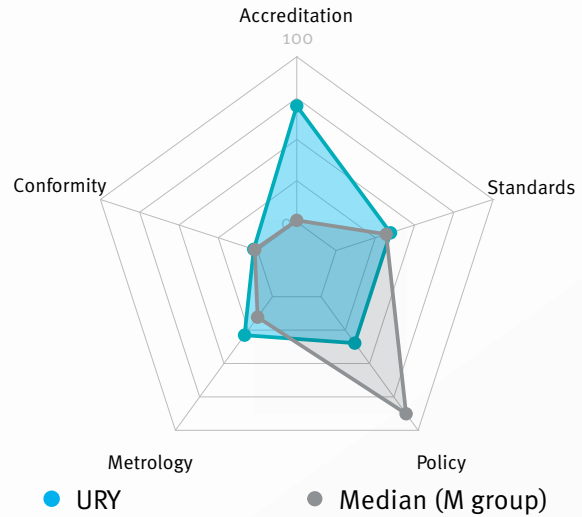
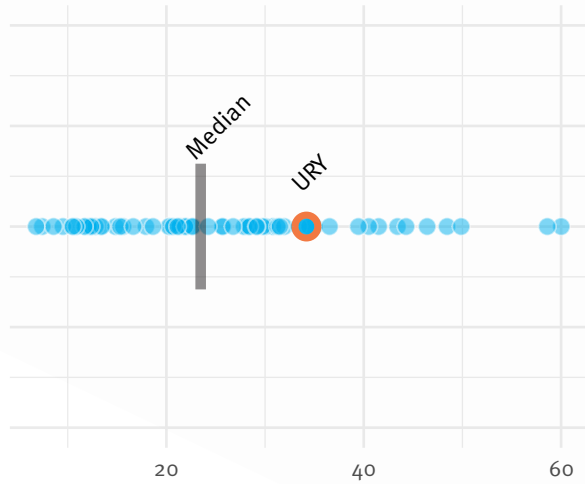


# URUGUAY

GDP GROUP RANK: 14/64 (M)  
OVERALL RANK: 69/137

Region	Income group	GDP (USD Bn)	GDP per capita (USD)	Population (thou)
Latin America & Caribbean	High	54	15,438	3,474

## QI4SD Index (M group)



## P-Scores



Vertical lines represent in-group median scores. Ranks are within GDP group (M)

## STRENGTHS AND WEAKNESSES

Strengths	Dimension	Rank	Value	Unit
Adopted ISO standards	Standards	13	18	Number
Adopted IEC standards	Standards	23	85	Number
Number of CMCs	Metrology	34	234	Number

Weaknesses	Dimension	Rank	Value	Unit
Number of recognised certificates (IQNet)	Conformity	61	216	Number
Number of recognised certificates (ISO)	Conformity	71	1,570	Number
Participation in ISO technical committees	Standards	72	111	Number



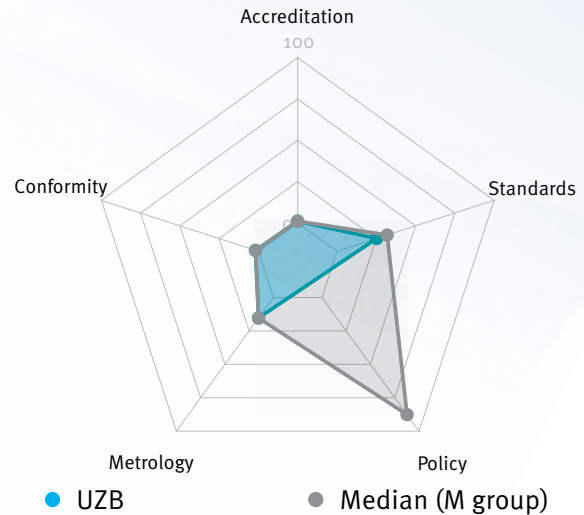
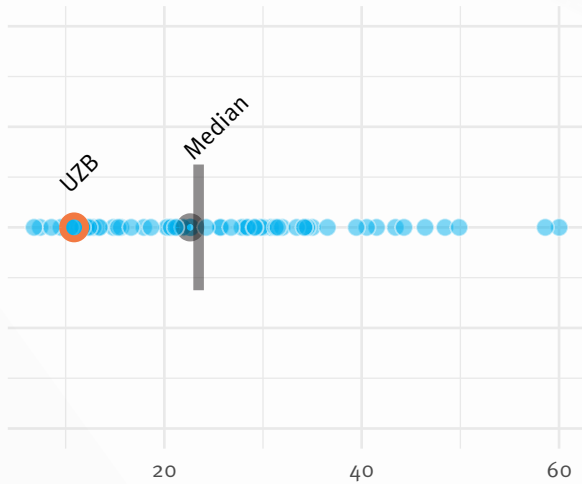
# UZBEKISTAN

GDP GROUP RANK: 58/64 (M)

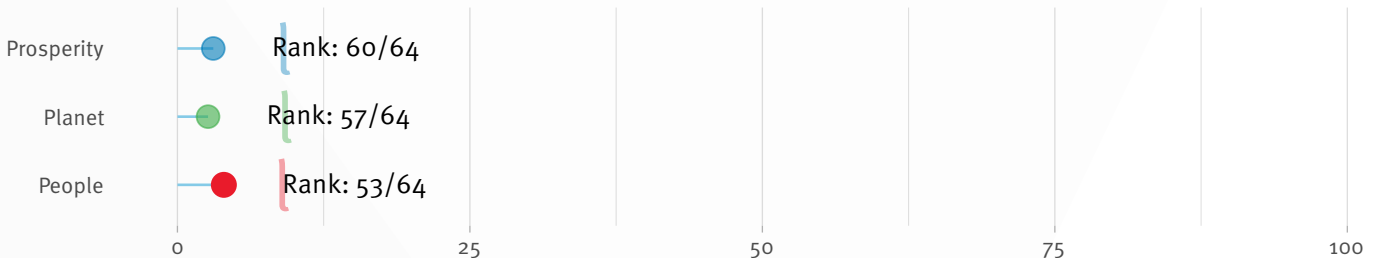
OVERALL RANK: 130/137

Region	Income group	GDP (USD Bn)	GDP per capita (USD)	Population (thou)
Europe & Central Asia	Lower middle	58	1,686	34,232

## QI4SD Index (M group)



## P-Scores



Vertical lines represent in-group median scores. Ranks are within GDP group (M)

## STRENGTHS AND WEAKNESSES

Strengths	Dimension	Rank	Value	Unit
Adopted IEC standards	Standards	29	66	Number
Membership of IQNet	Conformity	57	1	Composite score
Number of recognised certificates (IQNet)	Conformity	63	211	Number

Weaknesses	Dimension	Rank	Value	Unit
Participation in key and supplementary comparisons	Metrology	85	5	Number
Number of recognised certificates (ISO)	Conformity	101	469	Number
Participation in ISO technical committees	Standards	108	24	Number



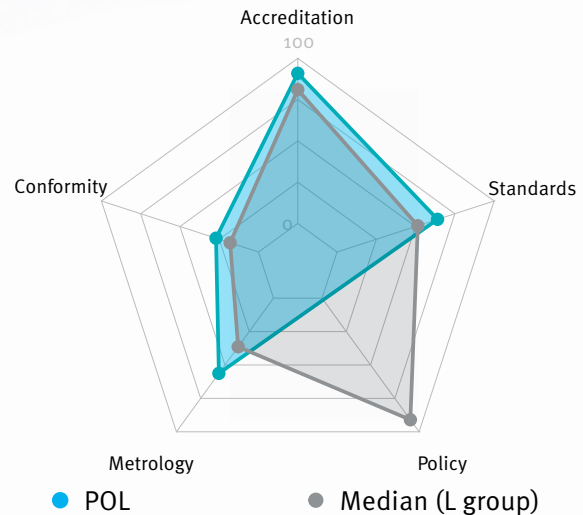
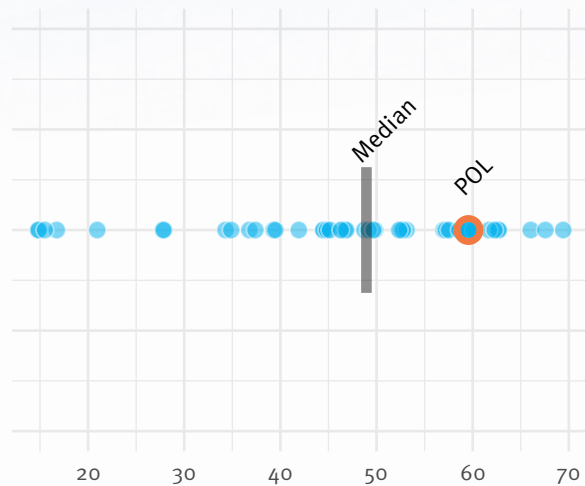
# VIET NAM

GDP GROUP RANK: : 36/46 (L)

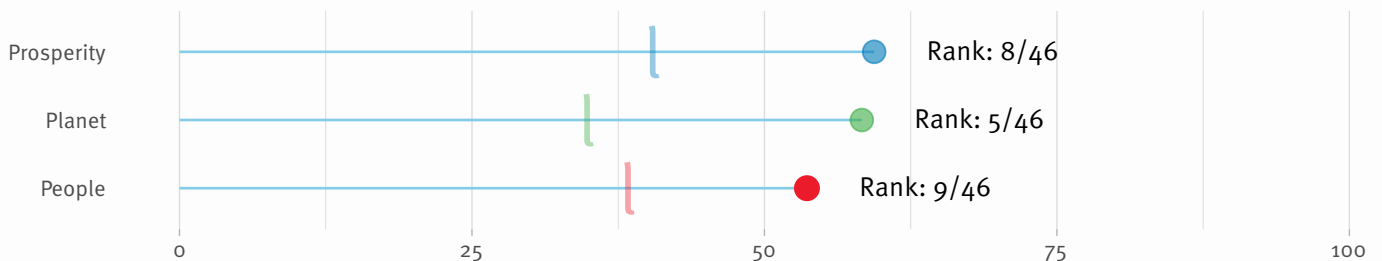
OVERALL RANK: 62/137

Region	Income group	GDP (USD Bn)	GDP per capita (USD)	Population (thou)
East Asia & Pacific	Lower middle	271	2,786	97,339

## QI4SD Index (L group)



## P-Scores



Vertical lines represent in-group median scores. Ranks are within GDP group (L)

## STRENGTHS AND WEAKNESSES

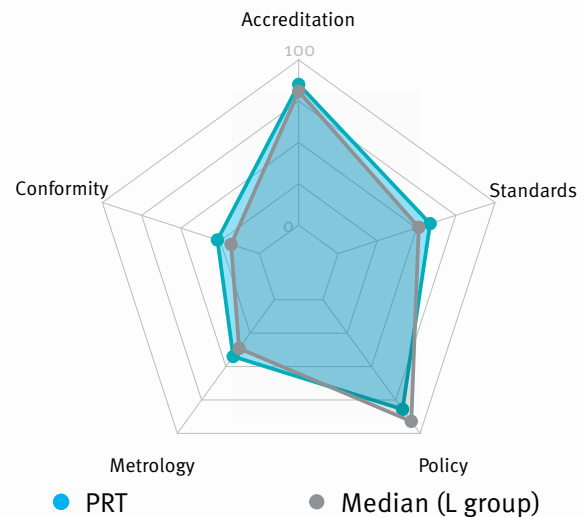
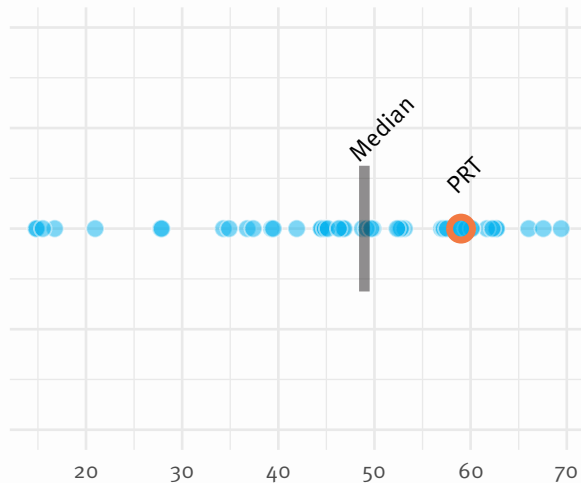
Strengths	Dimension	Rank	Value	Unit
Membership of IQNet	Conformity	31	3	Composite score
Number of recognised certificates (ISO)	Conformity	43	4,940	Number
Scopes of IAF accreditation bodies	Accreditation	46	6	Number

Weaknesses	Dimension	Rank	Value	Unit
Number of CMCs	Metrology	62	31	Number
Participation in IEC technical committees	Standards	63	6	Number
Participation in ISO technical committees	Standards	70	113	Number

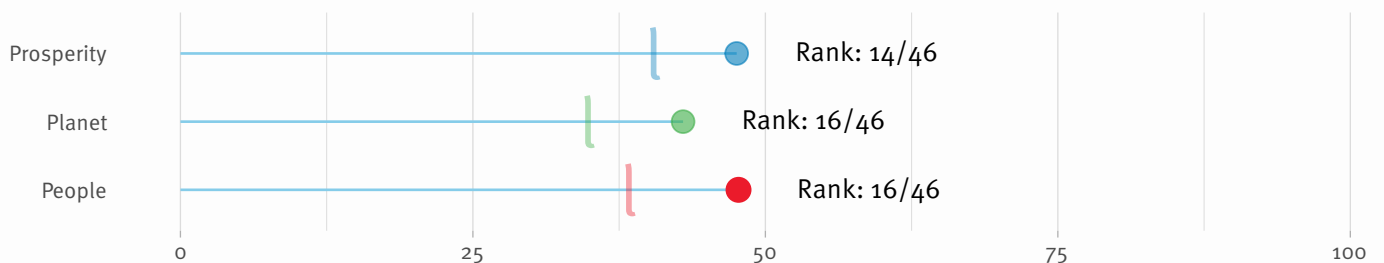


Region	Income group	GDP (USD Bn)	GDP per capita (USD)	Population (thou)
Sub-Saharan Africa	Lower middle	19	1,051	18,384

## QI4SD Index (L group)



## P-Scores



Vertical lines represent in-group median scores. Ranks are within GDP group (L)

## STRENGTHS AND WEAKNESSES

Strengths	Dimension	Rank	Value	Unit
OIML-CS - number of services recognised	Metrology	6	60	Number
Adopted IEC standards	Standards	8	293	Number
Adopted ISO standards	Standards	43	12	Number

Weaknesses	Dimension	Rank	Value	Unit
Number of recognised certificates (IQNet)	Conformity	94	30	Number
Participation in ISO technical committees	Standards	109	23	Number
Number of recognised certificates (ISO)	Conformity	131	63	Number



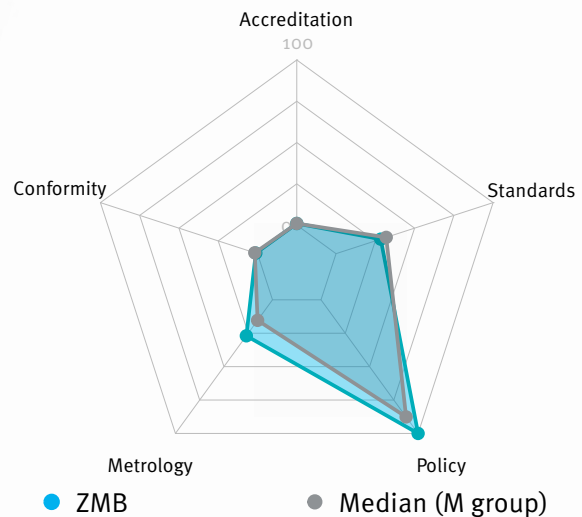
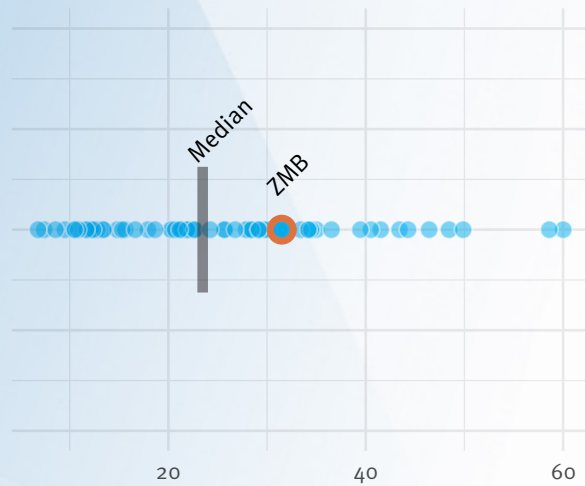
# ZIMBABWE

GDP GROUP RANK: 60/64 (M)

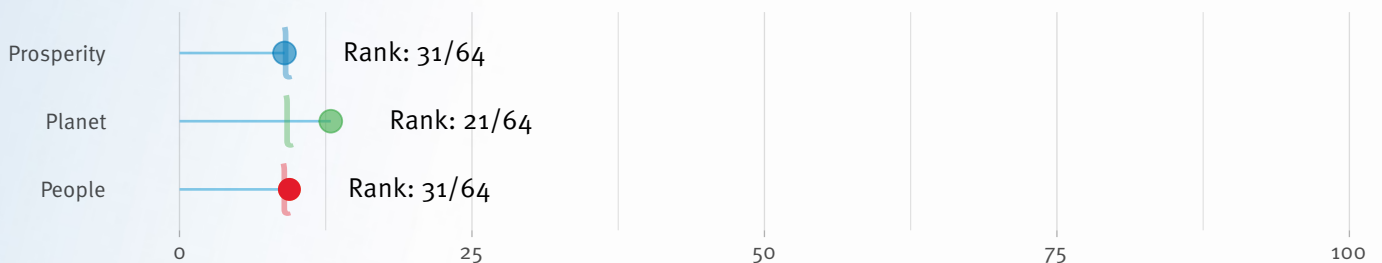
OVERALL RANK: 132/137

Region	Income group	GDP (USD Bn)	GDP per capita (USD)	Population (thou)
Sub-Saharan Africa	Lower middle	17	1,128	14,863

## QI4SD Index (M group)



## P-Scores



Vertical lines represent in-group median scores. Ranks are within GDP group (M)

## STRENGTHS AND WEAKNESSES

Strengths	Dimension	Rank	Value	Unit
Adopted IEC standards	Standards	24	81	Number
Adopted ISO standards	Standards	32	14	Number
Membership of ITU	Standards	79	1	Composite score

Weaknesses	Dimension	Rank	Value	Unit
Number of recognised certificates (IQNet)	Conformity	86	58	Number
Participation in ISO technical committees	Standards	86	74	Number
Number of recognised certificates (ISO)	Conformity	119	208	Number





**Department of Digitalization, Technology  
and Innovation (DTI)**

Vienna International Centre  
Wagramer Str. 5, P.O. Box 300,  
A-1400 Vienna, Austria



+43 1 26026-0



[www.unido.org](http://www.unido.org)



[dti@unido.org](mailto:dti@unido.org)



UNITED NATIONS  
INDUSTRIAL DEVELOPMENT ORGANIZATION